



WOODWORKING

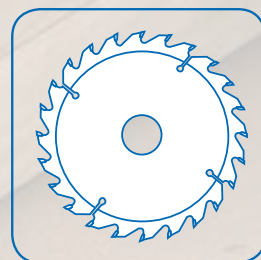
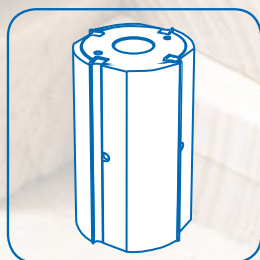
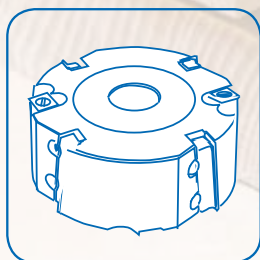
ALL IN ONE

2023



YOUR STORIES, OUR BLADES

WOODWORKING ALL IN ONE





STARK

YOUR STORIES, OUR BLADES

Indice / Contents / Inhaltsverzeichnis



BASIC LINE

5

Utensili per macchine tradizionali combinate e toupie
Tooling line for classic single spindle and combined machines
Werkzeuglinie für Standard - und Kombimaschinen



INDUSTRIAL LINE

55

Utensili per macchine scorniciatrici e finger joint
Tooling line for moulding and finger joint machines
Werkzeuglinie für Kehlautomaten und Keilzinkenanlagen



CNC

100

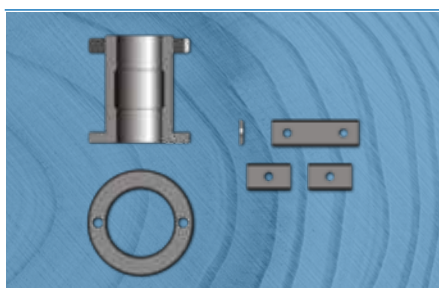
Utensili per macchine foratrici e pantografi CNC
Tooling line for drilling and CNC machining centers and routers
Werkzeuglinie für Bohr - und CNC Bearbeitungszenter



DYNAMIC LINE

183


Programma lame circolari in HW
HW circular saw blades programme
HW-Kreissägeblätter Programm



RICAMBI

203

Ricambi
Spare Parts
Ersatzteile













Legenda dei Simboli / Explanations of Symbols / Legende


MATERIALE / MATERIAL / WERKSTOFF

 <p>LGE</p> <p>Legno Generico Generic wood Holz allgemein</p>	 <p>LTE</p> <p>Legno Tenero Light Wood Weiches Holz</p>	 <p>LDU</p> <p>Legno Duro Hard Wood Hartes Holz</p>
 <p>LLU</p> <p>Legno lungo vena Long grain wood Langfaseriges Holz</p>	 <p>LTR</p> <p>Legno traverso vena Cross grain wood Quer gemasertes Holz</p>	 <p>PCB</p> <p>Truciolare / MDF Particle board / MDF Spanplatte / MDF</p>

CARATTERISTICHE / FEATURES / EIGENSCHAFTEN

 <p>MAN</p> <p>Manuale Manual Manuell</p>	 <p>MEC</p> <p>Meccanico Mechanic Mechanisch</p>	 <p>LAL</p> <p>Utensile con lega leggera Light-alloy tool Leichtmetall Werkzeug</p>
 <p>HM</p> <p>Coltello in HM HM Knife HM/HW-Messer</p>	 <p>C15</p> <p>Coltello 1,5 mm 1,5 mm Knife 1,5 mm Messer</p>	 <p>C20</p> <p>Coltello 2 mm 2 mm Knife 2 mm Messer</p>
 <p>CUS</p> <p>Cuscinetti Bearings Kugellager</p>	 <p>CNC</p> <p>Adattabile per CNC OK for CNC Geeignet für CNC</p>	 <p>ACC</p> <p>Accessori Accessories Zubehör</p>
 <p>HSK</p> <p>Attacco HSK HSK Connection Hydraulische Zentrierung</p>	<p>STEEL BODY</p> <p>LIGHT ALLOY BODY</p>	

OPTIONAL

 <p>BOX</p> <p>Cassetta in plastica inclusa Plastic box included Inklusive Kunststoffbox</p>	 <p>BOX</p> <p>Cassetta in legno inclusa Wooden box included Inklusive Holzkiste</p>	 <p>KEY</p> <p>Chiave inclusa Keyway included Inklusive Keilnut</p>
--	--	---



YOUR STORIES, OUR BLADES



/01

BASIC LINE

Utensili per macchine tradizionali combinate e toupie
Tooling line for classic single spindle and combined machines
Werkzeuglinie für Standard - und Kombimaschinen

<p>IN03TM01 - TH27TM01</p>  <p>p. 08</p>	<p>IN03TM02</p>  <p>p. 09</p>	<p>TH37TM / TH38TM</p>  <p>p. 10</p>
<p>IR10TM / IR20TM</p>  <p>p. 11</p>	<p>TH23TM</p>  <p>p. 12</p>	<p>TH28TM01</p>  <p>p. 13</p>
<p>TH09TM</p>  <p>p. 14</p>	<p>TH94TM10</p>  <p>p. 15</p>	<p>TH06TM</p>  <p>p. 16</p>
<p>TH02TM / YH151AAM</p>  <p>p. 17</p>	<p>TH74TA01</p>  <p>p. 18</p>	<p>TH17TM20</p>  <p>p. 19</p>
<p>TH17TM ECO</p>  <p>p. 20</p>	<p>YH131AAM</p>  <p>p. 21</p>	<p>YS118AZM</p>  <p>p. 22</p>
<p>TH70TM</p>  <p>p. 23</p>	<p>YS107BZM</p>  <p>p. 24</p>	<p>YS108BZM</p>  <p>p. 25</p>

YS105BZM



p. 26

YS104BZM



p. 27

TH48TM



p. 28

YS149AZM



p. 31

YS119AZM



p. 33

YS101AZM / YS101BZM



p. 34

YH102AAM



p. 36

YS112AZM / YS112BZM



p. 37

TH20TM60



p. 40

YS113AZM



p. 43

YH133AAM / YH133BAM



p. 45

TH24TM01



p. 46

YH152AAM / YH156AAM



p. 47

SH95TM



p. 48

SH04TM



p. 49

SH17TM50



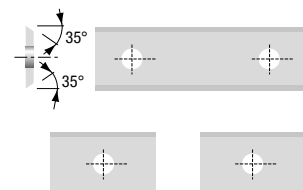
p. 50

"DUO" SH08TM80



p. 52

REVERSIBLE KNIVES



p. 54

FRESA PER INCASTRI GROOVE CUTTER FOR BISCUIT JOINTERS LAMELLEN-NUTFRÄSER



STEEL BODY

Fresa a taglienti e rasanti riportati in HM per eseguire incastri con fresatrici manuali. Adatta al taglio lungo vena e trasverso vena su legni teneri e duri, multistrato truciolari, MDF e laminati.

HM groove cutter for grooving. Suitable for standard handheld machines to produce biscuit joints.

Tragkörper aus Stahl, HW-bestückt, mit Nebenlöchern für handelsübliche Lamellen-Maschinen. Zum ausrissfreien Nuten für Verbindungslamellen bei Eckverbindungen aller Art. Geeignet für alle Plattenwerkstoffe sowie Massivholz.

IN03TM01

Ø D [mm]	B [mm]	Ø d [mm]	Z	V	RPM min-max	Art. Nr.		€
100	3,95	22	2	4	7600 - 13900	IN03TM01022	•	

• Disponibile a magazzino / Ready from stock / Ab Lager lieferbar

TESTA PER INCASTRI GROOVE CUTTERHEAD FOR BISCUIT JOINTERS WENDEPLATTEN LAMELLEN-NUTFRÄSER


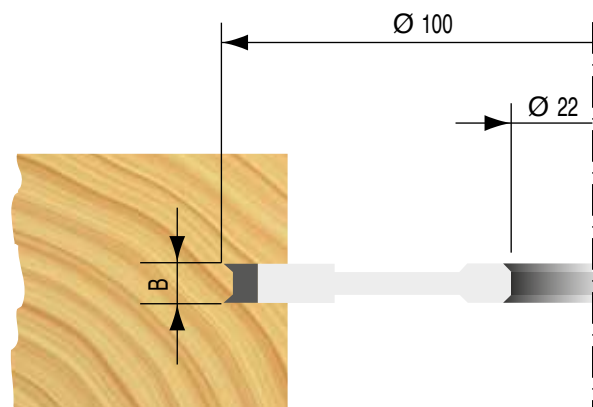


STEEL BODY

TH27TM01

									Ricambi / Spare Parts / Ersatzteile					
Ø D [mm]	B [mm]	Ø d [mm]	Z	V	RPM min-max	Art. Nr.		€						
100	4	22	4	4	7600 - 13900	TH27TM01022	•		600301	500401	501101	600202	500401	501001

• Disponibile a magazzino / Ready from stock / Ab Lager lieferbar



FRESA PER INCASTRI CONCAVI "MINI SPOT" GROOVE CUTTER "MINI SPOT" HARZGALLENFRÄSER "MINI SPOT"



STEEL BODY

Fresa saldobrasata a taglienti riportati in HM per eseguire incastri concavi con fresatrici manuali. Utilizzata per eliminare sacche di resina.

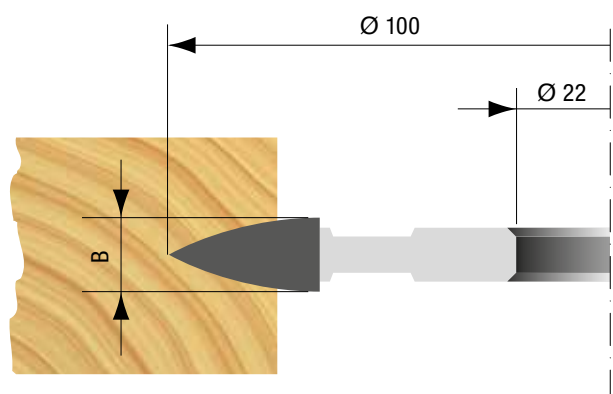
TCT-cutter with steel body and 4 pin holes for standard handheld machines. Chip thickness limitation and reduced recoil, suitable for manual feed.

Tragkörper aus Stahl, HW-bestückt, mit Nebenlöchern für handelsübliche Lamellen-Maschinen. Fräser zum Ausflicken von Harzgallen und Holzrisen in Massivholz.

IN03TM02

Ø D [mm]	B [mm]	Ø d [mm]	Z	V	RPM min-max	Art. Nr.		€
100	8	22	4	-	7600 - 13900	IN03TM02022	•	

• Disponibile a magazzino / Ready from stock / Ab Lager lieferbar



TESTA CON COLTELLINI PER INCASTRI GROOVE CUTTERHEAD WITH REVERSIBLE KNIVES WENDEPLATTEN-NUTFRÄSER



STEEL BODY

Testa con coltellini e rasanti in HM reversibili per eseguire incastri sottili di precisione (da 4 a 6 mm e da 8 a 12 mm).

Cutterhead with HM reversible knives and spurs for making thin precision grooves (from 4 to 6 mm and from 6 to 8 mm).

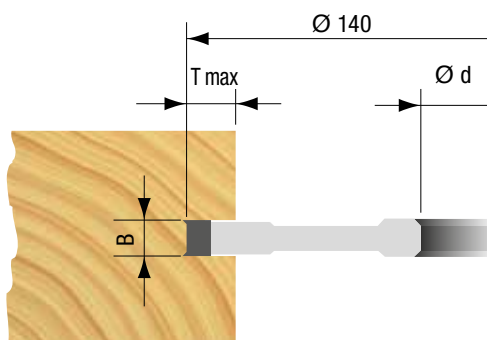
Tragkörper aus Stahl, Standard-Wendeplattentechnik. Zum exakten Nuten in Längs- und Querhölzern.

TH37TM									Ricambi / Spare Parts / Ersatzteile					
Ø D [mm]	B [mm]	Ø d [mm]	Z	V	T max [mm]	RPM min-max	Art. Nr.	€						
140	4	30÷50	4	4	32	5500-9400	TH37TM11		600301	500401	501101	600202	500401	501001
140	5	30÷50	4	4	32	5500-9400	TH37TM12		600302	500402	501102	600204	500402	501002
140	6	30÷50	4	4	42	5500-9400	TH37TM13		600303	500402	501102	600204	500402	501002



STEEL BODY

TH38TM									Ricambi / Spare Parts / Ersatzteile				
Ø D [mm]	B [mm]	Ø d [mm]	Z	V	T max [mm]	RPM min-max	Art. Nr.	€					
140	8	30÷50	4	4	32	5500-9400	TH38TM11		600001	355021	503401	600201	500002
140	10	30÷50	4	4	32	5500-9400	TH38TM12		600012	355022	503402	600201	500002
140	12	30÷50	4	4	42	5500-9400	TH38TM13		600013	355023	503402	600201	500002





STEEL BODY

Fresa saldobrasata a taglienti e rasanti riportati in HM per eseguire incastri di precisione a spessore variabile (da 1,8 a 4,8 mm e da 4 a 14 mm). La fresa viene fornita completa di anelli distanziali.

HM brazed cutter with spurs for making precision grooves with various thickness (from 1,8 to 4,8 mm and from 4 to 14 mm). The tool is complete with spacing rings.

Tragkörper aus Stahl, HW-bestückt, zweiteilige Konstruktion verstellbar im Zehntelbereich. Zum präzisen Nuten in Massivholz und Plattenwerkstoffen. Inkl. Zwischenringe.

IR10TM									
Ø D [mm]	B [mm]	Ø d [mm]	Z	V	T max [mm]	RPM min-max	Art. Nr.		€
140	1,8 - 3,4	30	4	4	15	5500 - 9800	IR10TM01030	•	
140	1,8 - 3,4	31,75	4	4	15	5500 - 9800	IR10TM01031	•	
140	1,8 - 3,4	35	4	4	15	5500 - 9800	IR10TM01035	•	
140	1,8 - 3,4	40	4	4	15	5500 - 9800	IR10TM01040	•	
140	1,8 - 3,4	50	4	4	15	5500 - 9800	IR10TM01050	•	
140	2,5 - 4,8	30	4	4	15	5500 - 9800	IR10TM02030	•	
140	2,5 - 4,8	31,75	4	4	15	5500 - 9800	IR10TM02031	•	
140	2,5 - 4,8	35	4	4	15	5500 - 9800	IR10TM02035	•	
140	2,5 - 4,8	40	4	4	15	5500 - 9800	IR10TM02040	•	
140	2,5 - 4,8	50	4	4	15	5500 - 9800	IR10TM02050	•	

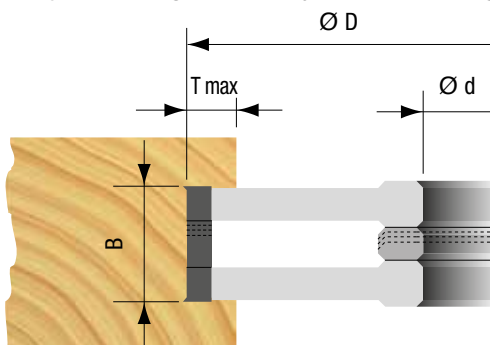
• Disponibile a magazzino / Ready from stock / Ab Lager lieferbar



STEEL BODY

IR20TM									
Ø D [mm]	B [mm]	Ø d [mm]	Z	V	T max [mm]	RPM min-max	Art. Nr.		€
160	4 - 7,5	30	4	4	35	4800 - 8600	IR20TM01030	•	
160	4 - 7,5	31,75	4	4	35	4800 - 8600	IR20TM01031	•	
160	4 - 7,5	35	4	4	35	4800 - 8600	IR20TM01035	•	
160	4 - 7,5	40	4	4	35	4800 - 8600	IR20TM01040	•	
160	4 - 7,5	50	4	4	35	4800 - 8600	IR20TM01050	•	
160	7,5 - 14	30	4	4	35	4800 - 8600	IR20TM02030	•	
160	7,5 - 14	31,75	4	4	35	4800 - 8600	IR20TM02031	•	
160	7,5 - 14	35	4	4	35	4800 - 8600	IR20TM02035	•	
160	7,5 - 14	40	4	4	35	4800 - 8600	IR20TM02040	•	
160	7,5 - 14	50	4	4	35	4800 - 8600	IR20TM02050	•	

• Disponibile a magazzino / Ready from stock / Ab Lager lieferbar



TESTA CON COLTELLINI PER INCASTRATI REGISTRABILI ADJUSTABLE CUTTERHEAD WITH REVERSIBLE KNIVES FOR GROOVES WENDEPLATTEN-VERSTELLNUTER



STEEL BODY



Testa con coltellini e rasanti in HM reversibili per eseguire incastri sottili di precisione (da 4 a 15 mm). L'utensile viene fornito completo di anelli distanziali. L'elemento centrale (tipo B) a due taglienti, monta coltelli standard da 7,65x12x1,5 mm.

Cutterhead with HM reversible knives and spurs for making thin precision grooves (from 4 to 15 mm), adjustable by means of spacing rings. The central element (type B) fits two standard disposable knives of 7,65x12x1,5 mm. Spacing rings are included.

Zum universellen, präzisen Nuten in Massivholz und Plattenwerkstoffen, hervorragend bei abrasiven Werkstoffen mit starker Werkzeugbeanspruchung, 4 bis 15 mm. Inkl. Zwischenringe.

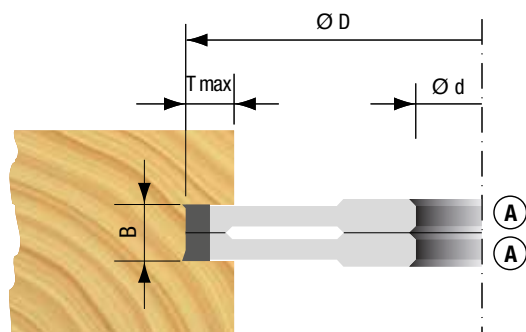
Zentrales Werkzeug (Typ B) mit zwei standard-Messer 7,65x12x1,5 mm.

TH23TM										Ricambi / Spare Parts / Ersatzteile								
Type	Ø D [mm]	B [mm]	Ø d [mm]	Z	V	T max [mm]	RPM min-max	Art. Nr.	€									
A	140	4 - 7,5	30	4	4	32	5500 - 9400	TH23TM15030	•	600301		500401	501101			600202	500401	501001
A	140	4 - 7,5	31,75	4	4	32	5500 - 9400	TH23TM15031	•	600301		500401	501101			600202	500401	501001
A	140	4 - 7,5	35	4	4	32	5500 - 9400	TH23TM15035	•	600301		500401	501101			600202	500401	501001
B	140	7,65	30	2	-	32	5500 - 9400	TH23TM20030	•		600001			350021	502403			
B	140	7,65	31,75	2	-	32	5500 - 9400	TH23TM20031	•		600001			350021	502403			
B	140	7,65	35	2	-	32	5500 - 9400	TH23TM20035	•		600001			350021	502403			
A+B	140	4 - 15	30	4 + 2	4	32	5500 - 9400	TH23TM30030	•	600301	600001	500401	501101	350021	502403	600202	500401	501001
A+B	140	4 - 15	31,75	4 + 2	4	32	5500 - 9400	TH23TM30031	•	600301	600001	500401	501101	350021	502403	600202	500401	501001
A+B	140	4 - 15	35	4 + 2	4	32	5500 - 9400	TH23TM30035	•	600301	600001	500401	501101	350021	502403	600202	500401	501001
A	160	4 - 7,5	40	4	4	35	4800 - 8200	TH23TM25040	•	600301		500401	501101			600202	500401	501001
A	160	4 - 7,5	50	4	4	35	4800 - 8200	TH23TM25050	•	600301		500401	501101			600202	500401	501001
B	160	7,65	40	2	-	35	4800 - 8200	TH23TM35040	•		600001			350021	502403			
B	160	7,65	50	2	-	35	4800 - 8200	TH23TM35050	•		600001			350021	502403			
A+B	160	4 - 15	40	4 + 2	4	35	4800 - 8200	TH23TM50040	•	600301	600001	500401	501101	350021	502403	600202	500401	501001
A+B	160	4 - 15	50	4 + 2	4	35	4800 - 8200	TH23TM50050	•	600301	600001	500401	501101	350021	502403	600202	500401	501001
A	180	4 - 7,5	30	8	4	37	4200 - 7300	TH23TM05030	•	600301		500401	501101			600202	500401	501001
A	180	4 - 7,5	31,75	8	4	37	4200 - 7300	TH23TM05031	•	600301		500401	501101			600202	500401	501001
A	180	4 - 7,5	35	8	4	37	4200 - 7300	TH23TM05035	•	600301		500401	501101			600202	500401	501001
A	180	4 - 7,5	40	8	4	37	4200 - 7300	TH23TM05040	•	600301		500401	501101			600202	500401	501001
A	180	4 - 7,5	50	8	4	37	4200 - 7300	TH23TM05050	•	600301		500401	501101			600202	500401	501001
B	180	7,65	30	2	-	37	4200 - 7300	TH23TM10030	•		600001			350021	502403			
B	180	7,65	31,75	2	-	37	4200 - 7300	TH23TM10031	•		600001			350021	502403			
B	180	7,65	35	2	-	37	4200 - 7300	TH23TM10035	•		600001			350021	502403			
B	180	7,65	40	2	-	37	4200 - 7300	TH23TM10040	•		600001			350021	502403			
B	180	7,65	50	2	-	37	4200 - 7300	TH23TM10050	•		600001			350021	502403			
A+B	180	4 - 15	30	8 + 2	4	37	4200 - 7300	TH23TM40030	•	600301	600001	500401	501101	350021	502403	600202	500401	501001
A+B	180	4 - 15	31	8 + 2	4	37	4200 - 7300	TH23TM40031	•	600301	600001	500401	501101	350021	502403	600202	500401	501001
A+B	180	4 - 15	35	8 + 2	4	37	4200 - 7300	TH23TM40035	•	600301	600001	500401	501101	350021	502403	600202	500401	501001
A+B	180	4 - 15	40	8 + 2	4	37	4200 - 7300	TH23TM40040	•	600301	600001	500401	501101	350021	502403	600202	500401	501001
A+B	180	4 - 15	50	8 + 2	4	37	4200 - 7300	TH23TM40050	•	600301	600001	500401	501101	350021	502403	600202	500401	501001

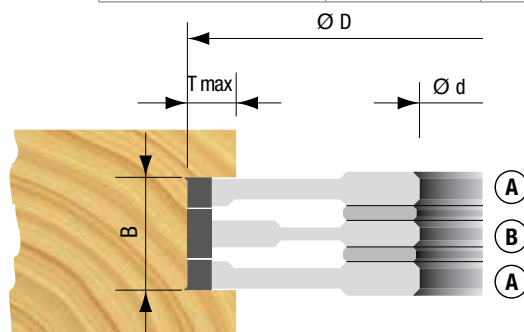
• Disponibile a magazzino / Ready from stock / Ab Lager lieferbar

Combinazioni possibili
Cutterhead combinations
Fräse-Kombinationen

Set	Ø D [mm]	B [mm]	Art. Nr.
TH23TM30	140	4 ÷ 15	TH23TM15 + TH23TM20
TH23TM50	160	4 ÷ 15	TH23TM25 + TH23TM35
TH23TM40	180	4 ÷ 15	TH23TM05 + TH23TM10



TH23TM15 / TH23TM25 / TH23TM05



TH23TM30 / TH23TM50 / TH23TM40





STEEL BODY

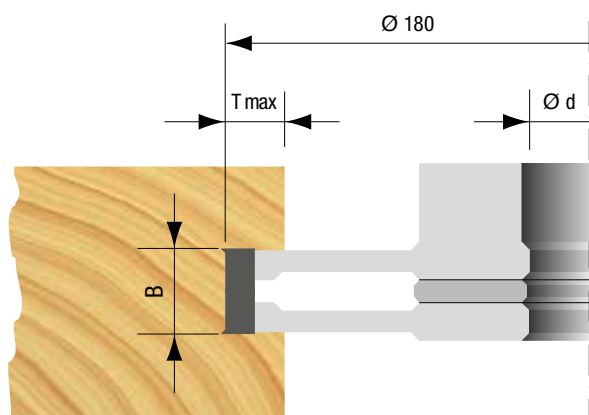
Testa con coltellini e rasanti in HM reversibili per eseguire incastri sottili di precisione (da 4 a 7,5 mm). La regolazione avviene tramite una ghiera filettata e graduata.

Cutterhead with steel body mounted on threaded bush, tungsten carbide standard reversible knives and spurs, 1/10 mm stepless adjustability for high precision groove cutting, chip thickness limitation and reduced recoil, suitable for manual feed.

Tragkörper aus Stahl, stufenlos verstellbar durch Spezialgewindebüchse, Standard-HW Wendeplattentechnik. Zum universellen, präzisen Nuten in Massivholz und Plattenwerkstoffen (4 bis 7,5 mm).

TH28TM01										Ricambi / Spare Parts / Ersatzteile					
Ø D [mm]	B [mm]	Ø d [mm]	Z	V	T max [mm]	RPM min-max	Art. Nr.		€						
180	4 - 7,5	30	8	4	32	4200 - 7300	TH28TM01030	•		600301	500401	501101	600202	500401	501001
180	4 - 7,5	31,75	8	4	32	4200 - 7300	TH28TM01031	•		600301	500401	501101	600202	500401	501001
180	4 - 7,5	35	8	4	32	4200 - 7300	TH28TM01035	•		600301	500401	501101	600202	500401	501001

• Disponibile a magazzino / Ready from stock / Ab Lager lieferbar



TESTA CON COLTELLINI PER INCASTRI REGISTRABILI ADJUSTABLE CUTTERHEAD WITH REVERSIBLE KNIVES FOR GROOVES WENDEPLATTEN-VERSTELLNUTER











STEEL BODY

Testa con coltellini e rasanti in HM reversibili per eseguire incastri di precisione. L'utensile viene fornito completo di anelli distanziali. L'elemento centrale, a due taglienti e 15 mm di spessore (tipo B), permette di ottenere maggiori larghezze di taglio.

Cutterhead with steel body, tungsten carbide standard reversible knives and spurs, adjustable with 1/10 mm spacing rings (included) for high precision groove cutting, chip thickness limitation and reduced recoil, suitable for manual and mechanical feed.

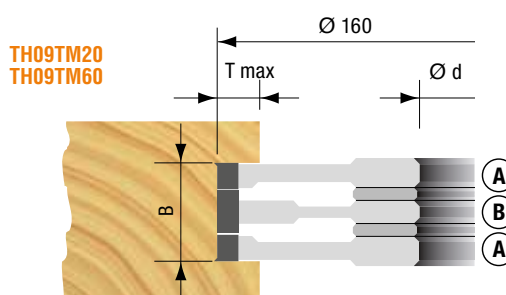
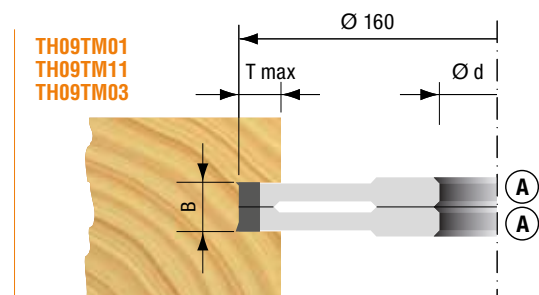
Tragkörper aus Stahl, Standard-HW-Wendeplattentechnik, verstellbar in 1/10 mm Abständen durch im Lieferumfang enthaltene Zwischenringe. Zum universellen, präzisen Nuten in Massivholz und Plattenwerkstoffen, für manuelle sowie mechanische Vorschübe geeignet.

TH09TM										Ricambi / Spare Parts / Ersatzteile							
Type	Ø D [mm]	B [mm]	Ø d [mm]	Z	V	T max [mm]	RPM min-max	Art. Nr.	€								
A	160	8÷15	30	4	4	30	4800 - 8200	TH09TM01030	•	600001		350021		502403		600201	500002
A	160	8÷15	31,75	4	4	30	4800 - 8200	TH09TM01031	•	600001		350021		502403		600201	500002
A	160	8÷15	35	4	4	30	4800 - 8200	TH09TM01035	•	600001		350021		502403		600201	500002
A	160	8÷15	40	4	4	30	4800 - 8200	TH09TM01040	•	600001		350021		502403		600201	500002
A	160	8÷15	50	4	4	30	4800 - 8200	TH09TM01050	•	600001		350021		502403		600201	500002
B	160	15	30	2	-	30	4800 - 8200	TH09TM02030	•	600003		350004		502402			
B	160	15	31,75	2	-	30	4800 - 8200	TH09TM02031	•	600003		350004		502402			
B	160	15	35	2	-	30	4800 - 8200	TH09TM02035	•	600003		350004		502402			
B	160	15	40	2	-	30	4800 - 8200	TH09TM02040	•	600003		350004		502402			
B	160	15	50	2	-	30	4800 - 8200	TH09TM02050	•	600003		350004		502402			
A+B	160	8÷28	30	4+2	4	30	4800 - 8200	TH09TM20030	•	600001	600003	350021	350004	502403	502402	600201	500002
A+B	160	8÷28	31,75	4+2	4	30	4800 - 8200	TH09TM20031	•	600001	600003	350021	350004	502403	502402	600201	500002
A+B	160	8÷28	35	4+2	4	30	4800 - 8200	TH09TM20035	•	600001	600003	350021	350004	502403	502402	600201	500002
A+B	160	8÷28	40	4+2	4	30	4800 - 8200	TH09TM20040	•	600001	600003	350021	350004	502403	502402	600201	500002
A+B	160	8÷28	50	4+2	4	30	4800 - 8200	TH09TM20050	•	600001	600003	350021	350004	502403	502402	600201	500002
A	160	12,5÷24	30	4	4	30	4800 - 8200	TH09TM11030	•	600002		350023		502403		600201	500002
A	160	12,5÷24	31,75	4	4	30	4800 - 8200	TH09TM11031	•	600002		350023		502403		600201	500002
A	160	12,5÷24	35	4	4	30	4800 - 8200	TH09TM11035	•	600002		350023		502403		600201	500002
A	160	12,5÷24	40	4	4	30	4800 - 8200	TH09TM11040	•	600002		350023		502403		600201	500002
A	160	12,5÷24	50	4	4	30	4800 - 8200	TH09TM11050	•	600002		350023		502403		600201	500002
A	160	16÷30	30	4	4	30	4800 - 8200	TH09TM03030	•	600003		350004		502402		600201	500002
A	160	16÷30	31,75	4	4	30	4800 - 8200	TH09TM03031	•	600003		350004		502402		600201	500002
A	160	16÷30	35	4	4	30	4800 - 8200	TH09TM03035	•	600003		350004		502402		600201	500002
A	160	16÷30	40	4	4	30	4800 - 8200	TH09TM03040	•	600003		350004		502402		600201	500002
A	160	16÷30	50	4	4	30	4800 - 8200	TH09TM03050	•	600003		350004		502402		600201	500002
B	160	15	30	2	-	30	4800 - 8200	TH09TM13030	•	600003		350004		502402			
B	160	15	31,75	2	-	30	4800 - 8200	TH09TM13031	•	600003		350004		502402			
B	160	15	35	2	-	30	4800 - 8200	TH09TM13035	•	600003		350004		502402			
B	160	15	40	2	-	30	4800 - 8200	TH09TM13040	•	600003		350004		502402			
B	160	15	50	2	-	30	4800 - 8200	TH09TM13050	•	600003		350004		502402			
A+B	160	16÷44	30	4+2	4	30	4800 - 8200	TH09TM60030	•	600003		350004		502402		600201	500002
A+B	160	16÷44	31,75	4+2	4	30	4800 - 8200	TH09TM60031	•	600003		350004		502402		600201	500002
A+B	160	16÷44	35	4+2	4	30	4800 - 8200	TH09TM60035	•	600003		350004		502402		600201	500002
A+B	160	16÷44	40	4+2	4	30	4800 - 8200	TH09TM60040	•	600003		350004		502402		600201	500002
A+B	160	16÷44	50	4+2	4	30	4800 - 8200	TH09TM60050	•	600003		350004		502402		600201	500002

• Disponibile a magazzino / Ready from stock / Ab Lager lieferbar

Combinazioni possibili
Cutterhead combinations
Fräse-Kombinationen

Set	Ø D [mm]	B [mm]	Art. Nr.
TH09TM20	160	8 ÷ 28	TH09TM01 + TH09TM02
TH09TM60	160	16 ÷ 44	TH09TM03 + TH09TM13







STEEL BODY

Testa con coltellini e rasanti in HM reversibili per eseguire incastri di precisione (da 28 a 55 mm).

Cutterhead with HM reversible knives and spurs for making precision grooves (from 28 to 55 mm).

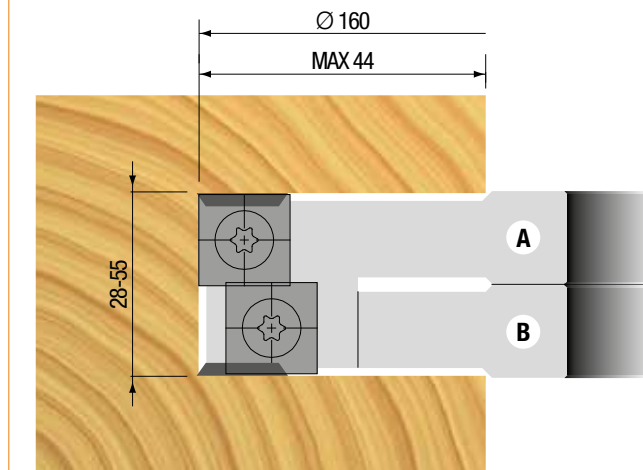
Werkzeugkörper aus Stahl, Wendeplatten-Technik mit Standard-HW-Vorschneidem.

Modular aufbaufähiges Fräs Werkzeug zum Fälzen, Zapfenschneiden und Nuten (28 bis 55 mm).

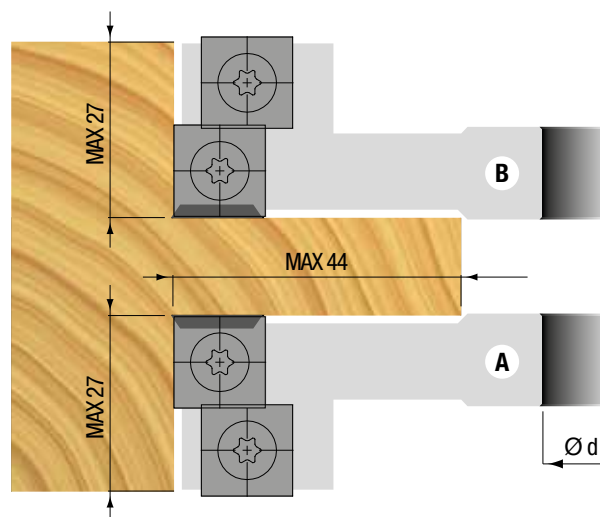
TH94TM10										Ricambi / Spare Parts / Ersatzteile	
Ø D [mm]	B [mm]	Ø d [mm]	Z	V	T max [mm]	RPM min-max	Art. Nr.		€		
160	28 - 55	30	4	4	44	4800 - 8200	TH94TM10030	•		600201	500002
160	28 - 55	31,75	4	4	44	4800 - 8200	TH94TM10031	•		600201	500002
160	28 - 55	35	4	4	44	4800 - 8200	TH94TM10035	•		600201	500002
160	28 - 55	40	4	4	44	4800 - 8200	TH94TM10040	•		600201	500002
160	28 - 55	50	4	4	44	4800 - 8200	TH94TM10050	•		600201	500002

• Disponibile a magazzino / Ready from stock / Ab Lager lieferbar

STANDARD



COMBINAZIONI POSSIBILI CUTTERHEAD COMBINATIONS FRÄSE-KOMBINATIONEN







STEEL BODY

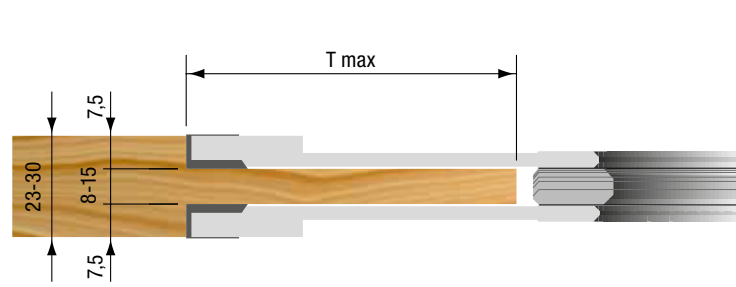
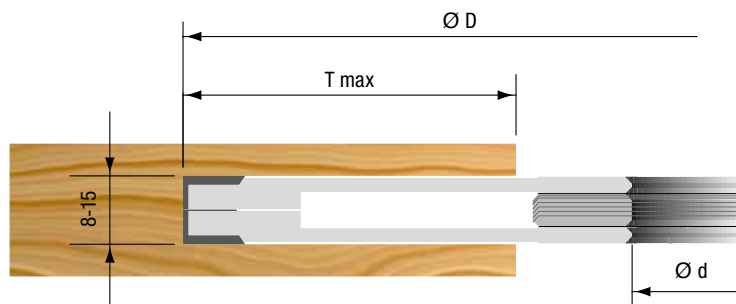
Testa con coltellini e rasanti in HM per eseguire tenoni di spessore variabile (da 8 a 15 mm). La regolazione avviene per mezzo di anelli distanziali compresi nella fornitura.

Cutterhead with steel body, tungsten carbide standard reversible knives and spurs, adjustable with 1/10 mm spacing rings (included) for high precision slot and tenon milling, chip thickness limitation and reduced recoil, suitable for manual and mechanical feed.

Grundkörper aus Stahl, 2-teilig, Breite verstellbar im 1/10 mm-Bereich durch im Lieferumfang enthaltene Zwischenringe. Verstellbarer Schlitzfräser, bestens geeignet für tiefe Nuten oder zum präzisen Schlitzen und Zapfen von Eckverbindungen.

TH06TM										Ricambi / Spare Parts / Ersatzteile				
Ø D [mm]	B [mm]	Ø d [mm]	Z	V	T max [mm]	RPM min-max	Art. Nr.		€					
200	8 - 15	30	4	4	65	3800 - 6500	TH06TM05030	•		600001	350021	502403	600201	500002
200	8 - 15	31,75	4	4	65	3800 - 6500	TH06TM05031	•		600001	350021	502403	600201	500002
200	8 - 15	35	4	4	65	3800 - 6500	TH06TM05035	•		600001	350021	502403	600201	500002
200	8 - 15	40	4	4	65	3800 - 6500	TH06TM05040	•		600001	350021	502403	600201	500002
200	8 - 15	50	4	4	65	3800 - 6500	TH06TM05050	•		600001	350021	502403	600201	500002
250	8 - 15	30	4	4	90	3000 - 5200	TH06TM10030	•		600001	350021	502403	600201	500002
250	8 - 15	31,75	4	4	90	3000 - 5200	TH06TM10031	•		600001	350021	502403	600201	500002
250	8 - 15	35	4	4	90	3000 - 5200	TH06TM10035	•		600001	350021	502403	600201	500002
250	8 - 15	40	4	4	90	3000 - 5200	TH06TM10040	•		600001	350021	502403	600201	500002
250	8 - 15	50	4	4	90	3000 - 5200	TH06TM10050	•		600001	350021	502403	600201	500002

• Disponibile a magazzino / Ready from stock / Ab Lager lieferbar










STEEL BODY

Testa con coltellini e rasanti in HM reversibili per eseguire battute e contornature. L'angolo assiale favorisce un miglior scarico del truciolo e una maggiore resa in termini di avanzamento oltre a migliorare la tenuta di taglio.

Cutterhead with tungsten carbide reversible knives and spurs, alternate axial angle for excellent cutting results, chip thickness limitation and reduced recoil, suitable for manual and mechanical feed.

Grundkörper aus Stahl oder Aluminium, Wendeplattentechnik mit Standard-Hartmetall-Wendeplatten. Geeignet zum Fügen, Nuten und Fälzen in Massivholz und Plattenwerkstoffen aller Art, besonders saubere Bearbeitung mit Achswinkel.






TH02TM										Ricambi / Spare Parts / Ersatzteile				
Ø D [mm]	B [mm]	Ø d [mm]	Z	V	T max [mm]	RPM min-max	Art. Nr.		€					
125	50	30	4	4	25	6100 - 10600	TH02TM04030	●		600006	350009	502402	600201	500002
125	50	31,75	4	4	25	6100 - 10600	TH02TM04031	●		600006	350009	502402	600201	500002
125	50	35	4	4	25	6100 - 10600	TH02TM04035	●		600006	350009	502402	600201	500002
125	50	40	4	4	25	6100 - 10600	TH02TM04040	●		600006	350009	502402	600201	500002
125	50	50	4	4	25	6100 - 10600	TH02TM04050	●		600006	350009	502402	600201	500002
150	50	30÷50	4	4	35	5100 - 8800	TH02TM07			600006	350009	502402	600201	500002
180	50	30÷50	4	4	50	4200 - 7300	TH02TM06			600006	350009	502402	600201	500002

● Disponibile a magazzino / Ready from stock / Ab Lager lieferbar

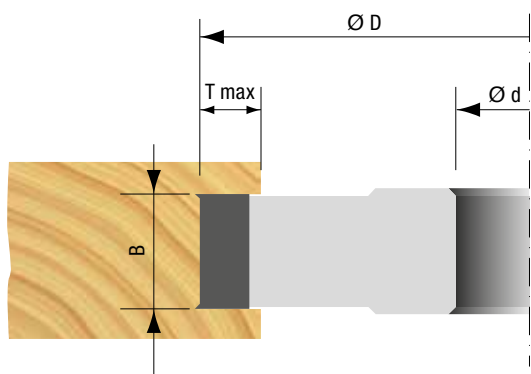


LIGHT ALLOY BODY



YH151AAM										Ricambi / Spare Parts / Ersatzteile				
Ø D [mm]	B [mm]	Ø d [mm]	Z	V	T max [mm]	RPM min-max	Art. Nr.		€					
125	50	30	2	4	25	6100 - 10600	YH151AAM030	●		600006	341002	501403	600201	500002
125	50	31,75	2	4	25	6100 - 10600	YH151AAM031	●		600006	341002	501403	600201	500002
125	50	35	2	4	25	6100 - 10600	YH151AAM035	●		600006	341002	501403	600201	500002
125	50	40	2	4	25	6100 - 10600	YH151AAM040	●		600006	341002	501403	600201	500002
125	50	50	2	4	25	6100 - 10600	YH151AAM050	●		600006	341002	501403	600201	500002

● Disponibile a magazzino / Ready from stock / Ab Lager lieferbar







LIGHT ALLOY BODY

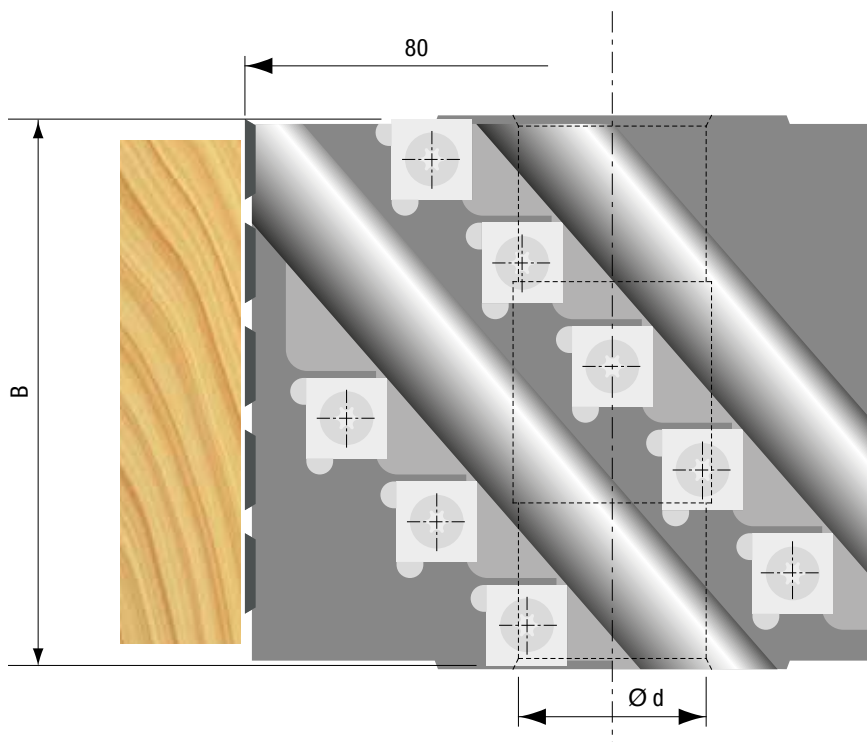
Testa elicoidale per medie finiture con corpo lega leggera equipaggiata di coltelli 14x14x2 in HM con quattro lati taglienti. Le teste possono essere fornite di rasanti su uno o sui due lati. Il prezzo verrà aumentato in base al numero di rasanti montati.

Helical head for medium finishing with body in light alloy equipped with 14x14x2 knives in HM with four cutting edges. The heads can be fitted with spurs on one or both sides. The price will be increased on the basis of the number of spurs installed.

Spiralmesserkopf Aluminium Werkzeugkörper, mit Standard-Wndemessem (4 Schneidfasen).
Preis bei Schneidnummer.

TH74TA01								Ricambi / Spare Parts / Ersatzteile	
Ø D [mm]	B [mm]	Ø d [mm]	Z	RPM min-max	Art. Nr.		€		
80	76,5	30	12	6000 - 16000	TH74TA01030	•		600201	500003
80	76,5	31,75	12	6000 - 16000	TH74TA01031	•		600201	500003
80	76,5	35	12	6000 - 16000	TH74TA01035	•		600201	500003
80	76,5	40	12	6000 - 16000	TH74TA01040	•		600201	500003
80	76,5	50	12	6000 - 16000	TH74TA01050	•		600201	500003

• Disponibile a magazzino / Ready from stock / Ab Lager lieferbar








STEEL BODY

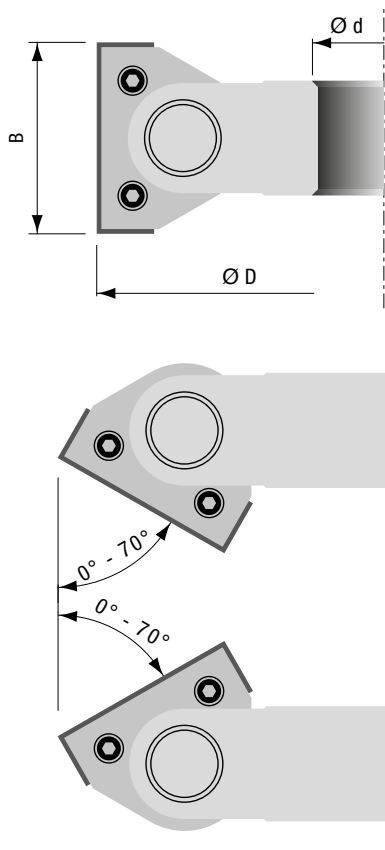
Testa con coltellini in HM reversibili per eseguire smussi con angolazione variabile da 0° a 70°. La regolazione degli spostamenti angolari avviene grado per grado. Le caratteristiche costruttive consentono un impiego pressochè universale.

Steel body execution with high-precision wing adjustability in 1° increments between 0°-70° to both sides, standard tungsten carbide reversible knives, for milling solid wood and all types of board material. suitable for manual feed.

Werkzeugkörper aus Stahl, präzise schwenkbar mit 1°-Verstellung von 0-70° in beide Richtungen. Mit Standard-Hartmetall-Wendep Plattentechnik, manuelle Vorschübe geeignet, für präzise Flach- und Steifasen in Massivholz und Plattenwerkstoffen.

TH17TM20							Ricambi / Spare Parts / Ersatzteile		
Ø D [mm]	B [mm]	Ø d [mm]	Z	RPM min-max	Art. Nr.	€			
160	50	30	2	5000 - 7500	TH17TM20030	•	600006	302602	501401
160	50	31,75	2	5000 - 7500	TH17TM20031	•	600006	302602	501401
160	50	35	2	5000 - 7500	TH17TM20035	•	600006	302602	501401
160	50	40	2	5000 - 7500	TH17TM20040	•	600006	302602	501401
170	50	50	2	4700 - 7000	TH17TM20050	•	600006	302602	501401

• Disponibile a magazzino / Ready from stock / Ab Lager lieferbar



0° - B max = 48

5° - B max = 48

10° - B max = 47

15° - B max = 46

20° - B max = 45

25° - B max = 43

30° - B max = 41

35° - B max = 39

45° - B max = 33

50° - B max = 30

55° - B max = 26

60° - B max = 23

65° - B max = 19

70° - B max = 15





LIGHT ALLOY BODY

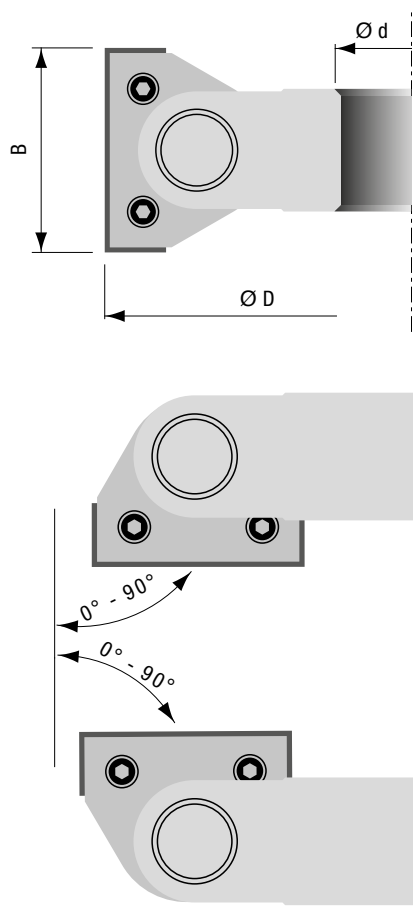
Testa in lega leggera con coltellini in HM reversibili per eseguire smussi con angolazione variabile da 0° a 90°. La regolazione degli spostamenti angolari avviene ogni 7,5°.
Le caratteristiche costruttive consentono un impiego pressochè universale.

Cutterhead in light alloy with HM reversible knives. The two wings are adjustable every 7,5° from 0° to 90°. Thanks to the particular construction, this tool is of universal use.

Leichtmetallkopf mit umschaltbaren HW-Messern zum Anfasen mit variablem Winkel von 0° bis 90°. Die Winkelverschiebung wird alle 7,5° eingestellt. Die Konstruktionsmerkmale erlauben einen nahezu universellen Einsatz.

TH17TM ECO							Ricambi / Spare Parts / Ersatzteile	
Ø D [mm]	B [mm]	Ø d [mm]	Z	RPM min-max	Art. Nr.	€		
140	50	30	2	5000 - 7500	TH17TM41030	•	600006	502305
140	50	31,75	2	5000 - 7500	TH17TM41031	•	600006	502305
140	50	35	2	5000 - 7500	TH17TM41035	•	600006	502305
160	50	40	2	4700 - 7000	TH17TM40040	•	600006	502305
160	50	50	2	4700 - 7000	TH17TM40050	•	600006	502305

• Disponibile a magazzino / Ready from stock / Ab Lager lieferbar



0° - Bmax = 48,0
7,5° - Bmax = 47,5
15° - Bmax = 46,0
22,5° - Bmax = 44,0
30° - Bmax = 41,0
37,5° - Bmax = 37,5
45° - Bmax = 33,0
52,5° - Bmax = 28,5
60° - Bmax = 23,0
67,5° - Bmax = 17,0
75° - Bmax = 11,0
82,5° - Bmax = 4,5








LIGHT ALLOY BODY


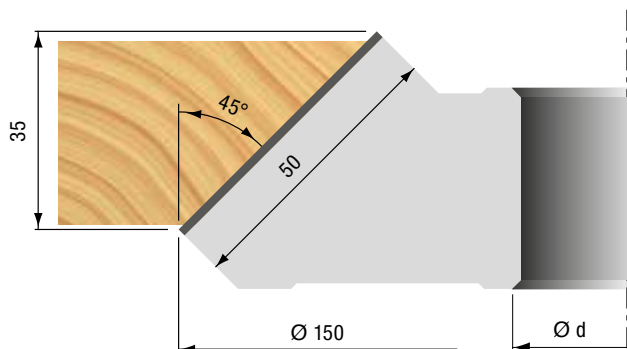
Testa a due taglienti con corpo in lega leggera per la realizzazione di smussi a 45° molto precisi. Adatta per lavorazioni su legno massiccio e pannello.

Body in light alloy execution, standard tungsten carbide reversible knives, precise 45° bevel cuts on solid wood and all types of board material, chip thickness limitation and reduced recoil, suitable for manual feed.

Grundkörper aus hochfestem Aluminium, Standard-Hartmetall-Wendeplatten für lange Standwege. Zum Herstellen von Fasen und Gehrungen mit exaktem 45° Winkel, ideal für Handvorschübe geeignet.

YH131AAM								Ricambi / Spare Parts / Ersatzteile		
Ø D [mm]	B [mm]	Ø d [mm]	Z	RPM min-max	Art. Nr.		€			
150	36	30	2	5100 - 8800	YH131AAM030	•		600006	340029	501404
150	36	31,75	2	5100 - 8800	YH131AAM031	•		600006	340029	501404
150	36	35	2	5100 - 8800	YH131AAM035	•		600006	340029	501404
150	36	40	2	5100 - 8800	YH131AAM040	•		600006	340029	501404

• Disponibile a magazzino / Ready from stock / Ab Lager lieferbar



SET UTENSILI PER RAGGIARE E SMUSSARE TOOLING SET FOR ROUNDING AND CHAMFERING ABRUND-FÜGE- U. FASEFRÄSER-SET



LIGHT ALLOY BODY

Gruppo di teste in lega leggera composto da due elementi. L'elemento **(A)** è sagomato e consente con un lato del coltello di effettuare raggi (R 4) e con l'altro di realizzare smussi a 45°. L'elemento **(B)** consente sia la lavorazione della parte dritta del pannello da lavorare che la raggatura o smussatura nella parte inferiore. Il set comprende inoltre gli anelli distanziali per le varie regolazioni da inserire tra i due elementi. È possibile montare coltelli optional R 2, R 3, R 4, R 5 e R 6 sia a singolo raggio che a doppio raggio.

Cutterset consisting of two elements in light alloy execution, standard tungsten carbide reversible knives, for high precision planing and chamfering/rounding in one single working operation, adjustable for milling solid wood and all types of board material from 18-50 mm thickness (spacing rings included), chip thickness limitation and reduced recoil, suitable for manual feed. The cutterheads are equipped with knives R 4 while R 2, R 3, R 5, R 6 are available on request.

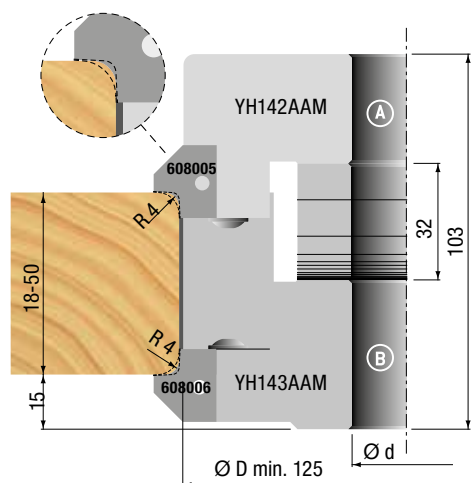
2-teiliges Werkzeugset, Tragkörper aus hochfestem Aluminium, Grundbestückung mit R 4 mm (+ Fase) Profilplatten Standard-HW-Wendelplattentechnik. Zum Fügen und Abrunden/Fasen (R 2-6 mm) in einem Arbeitsgang, für Massivholz und alle Plattenwerkstoffe geeignet, verstellbar für unterschiedliche Materialstärken zwischen 18-50 mm, inkl. Zwischenringe.

YS118AZM							Ricambi / Spare Parts / Ersatzteile									
Ø D [mm]	B [mm]	Ø d [mm]	Z	RPM min-max	Art. Nr.	€	(A)									
139	103	30	2 + 2 + 2	5500 - 9400	YS118AZM030	•	YH142AAM	608001 R2	608003 R3	608005 R4	608007 R5	608009 R6	340024	501404		
139	103	31,75	2 + 2 + 2	5500 - 9400	YS118AZM031	•		608002 R2	608004 R3	608006 R4	608008 R5	608010 R6	340024	501404		
139	103	35	2 + 2 + 2	5500 - 9400	YS118AZM035	•	YH143AAM									
139	103	40	2 + 2 + 2	5500 - 9400	YS118AZM040	•		600006	341002	501404						
139	103	50	2 + 2 + 2	5500 - 9400	YS118AZM050	•	OPTIONAL YH142AAM YH143AAM	608012 R2	608013 R3	608014 R4	608015 R5	608016 R6	608011 α=45°			

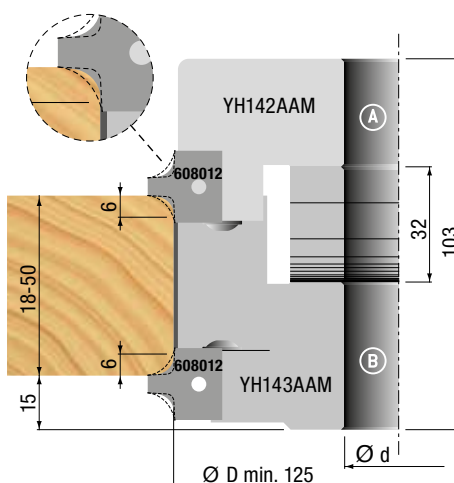
• Disponibile a magazzino / Ready from stock / Ab Lager lieferbar

Teste con in dotazione i coltelli R=4 / Heads standard equipment with knives R=4 / Köpfe ausgestattet mit Messern R=4

STANDARD



OPZIONALE: COLTELLO DOPPIO RAGGIO/SMUSSO OPTIONAL: DOUBLE RADIUS KNIVES OPTIONALE: DOPPELRADIUS-MESSER



Utensile con coltellini a due taglienti ed angolo assiale in HM per eseguire quarti di tondo.

Le teste possono montare tutti i profili indicati nella tabella, ma vengono fornite corodate dei seguenti coltelli: TH70TM01 R 5 mm, TH70TM02 R 15 mm



STEEL BODY

Steel body with standard tungsten carbide profiled knives for quarter rounds, axial angle for excellent milling results and reduced cutting pressure, different radius (see spare part list below) can be fitted onto the same tool body, TH70TM01 is supplied with R 5 mm, TH70TM02 is supplied with R 15 mm, chip thickness limitation and reduced recoil, suitable for manual feed.

Werkzeugkörper aus Stahl, Standard-HW-Profilplatten in axialem Winkel für besonders saubere Schnitte. Zum Abrunden von Massivholz und allen handelsüblichen Plattenwerkstoffen. TH70TM10 wird geliefert mit allen Radien von 3-10 mm, Einzelfräser TH70TM01 mit R 5 mm, TH70TM02 mit R 15 mm.

TH70TM01							Ricambi / Spare Parts / Ersatzteile								
Ø D [mm]	B [mm]	Ø d [mm]	Z	RPM min-max	Art. Nr.	•	€								
147	20	30	2	5200 - 8000	TH70TM01030	•		601451 R3	601452 R4	601453 R5	601454 R6	601455 R8	601456 R10	350024	502404
147	20	31,75	2	5200 - 8000	TH70TM01031	•		601451 R3	601452 R4	601453 R5	601454 R6	601455 R8	601456 R10	350024	502404
147	20	35	2	5200 - 8000	TH70TM01035	•		601451 R3	601452 R4	601453 R5	601454 R6	601455 R8	601456 R10	350024	502404
147	20	40	2	5200 - 8000	TH70TM01040	•		601451 R3	601452 R4	601453 R5	601454 R6	601455 R8	601456 R10	350024	502404
147	20	50	2	5200 - 8000	TH70TM01050	•		601451 R3	601452 R4	601453 R5	601454 R6	601455 R8	601456 R10	350024	502404

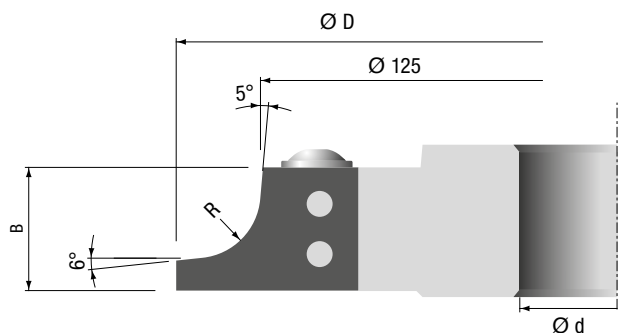
Teste con in dotazione i coltelli R=5 / Heads standard equipment with knives R=5 / Köpfe ausgestattet mit Messern R=5

TH70TM02							Ricambi / Spare Parts / Ersatzteile								
Ø D [mm]	B [mm]	Ø d [mm]	Z	RPM min-max	Art. Nr.	•	€								
167	30	30	2	4600 - 7300	TH70TM02030	•		601457 R12	601458 R15	601459 R18	601460 R20			350020	502404
167	30	31,75	2	4600 - 7300	TH70TM02031	•		601457 R12	601458 R15	601459 R18	601460 R20			350020	502404
167	30	35	2	4600 - 7300	TH70TM02035	•		601457 R12	601458 R15	601459 R18	601460 R20			350020	502404
167	30	40	2	4600 - 7300	TH70TM02040	•		601457 R12	601458 R15	601459 R18	601460 R20			350020	502404
167	30	50	2	4600 - 7300	TH70TM02050	•		601457 R12	601458 R15	601459 R18	601460 R20			350020	502404

Teste con in dotazione i coltelli R=15 / Heads standard equipment with knives R=15 / Köpfe ausgestattet mit Messern R=15

TH70TM10 - SET							Ricambi / Spare Parts / Ersatzteile								
Ø D [mm]	B [mm]	Ø d [mm]	Z	RPM min-max	Art. Nr.	•	€								
147	20	30	2	5200 - 8000	TH70TM10030	•		601451 R3	601452 R4	601453 R5	601454 R6	601455 R8	601456 R10	350024	502404
147	20	31,75	2	5200 - 8000	TH70TM10031	•		601451 R3	601452 R4	601453 R5	601454 R6	601455 R8	601456 R10	350024	502404
147	20	35	2	5200 - 8000	TH70TM10035	•		601451 R3	601452 R4	601453 R5	601454 R6	601455 R8	601456 R10	350024	502404
147	20	40	2	5200 - 8000	TH70TM10040	•		601451 R3	601452 R4	601453 R5	601454 R6	601455 R8	601456 R10	350024	502404
147	20	50	2	5200 - 8000	TH70TM10050	•		601451 R3	601452 R4	601453 R5	601454 R6	601455 R8	601456 R10	350024	502404

• Disponibile a magazzino / Ready from stock / Ab Lager lieferbar



TH70TM10: Set fornito in cassetta di legno composto da testa TH70TM01 e tutti i coltelli da R=3 a R=10.

TH70TM10: Set supplied in a wooden box composed of TH70TM01 head and all knives from R=3 to R=10.

TH70TM10: Set wird in einer Holzkassette geliefert und besteht aus TH70TM01 Kopf und allen Messern von R=3 bis R=10.



LIGHT ALLOY BODY



ADATTO PER
SUITABLE FOR
GEEIGNET FÜR
CNC

Il set, pensato per la realizzazione di molteplici profili raggiati, è composto da una testa in lega leggera con due coltelli di R 5/10 mm montati sull'utensile e quattro coltelli con R 3/6 mm e R 4/8 mm di ricambio.

Light alloy body with standard tungsten carbide profiled knives for flexible machining of quarter rounds, all radii match a 105 mm guide ring, body is mounted with R 5/10 mm knives, profiles R 4/8 and R 3/6 mm are included in the set, chip thickness limitation and reduced recoil, suitable for manual feed.

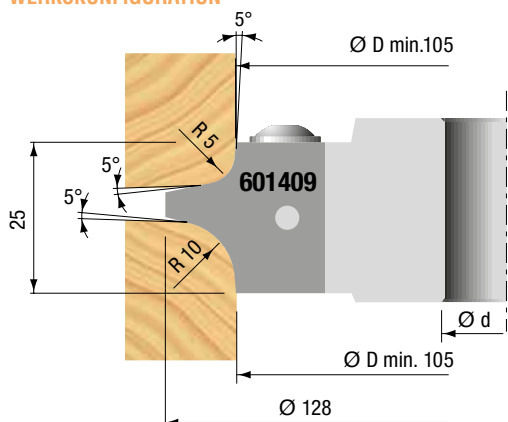
Tragkörper aus hochfestem Aluminium, Standard-HW-Profilplatten, Fräser-Set zum vielseitigen und variablen Abrunden von Massivholz und allen Plattenwerkstoffen. Messer mit Radien R 5/10 mm montiert, Austauschprofile R 4/8 und R 3/6 mm im Lieferumfang enthalten, für manuellen Vorschub geeignet.

Set fornito in cassetta di plastica
Set supplied in a plastic box
Set wird in Kunststoff-Box geliefert


YS107BZM									Ricambi / Spare Parts / Ersatzteile:					
Ø D [mm]	B [mm]	Ø d [mm]	Z	R [mm]	RPM min-max	Art. Nr.		€						
128	25	30	2	3-4-5-6-8-10	5800 - 10200	YS107BZM030	•		YH110BAM	601409	601410	601411	340025	501404
128	25	31,75	2	3-4-5-6-8-10	5800 - 10200	YS107BZM031	•		YH110BAM	601409	601410	601411	340025	501404
128	25	35	2	3-4-5-6-8-10	5800 - 10200	YS107BZM035	•		YH110BAM	601409	601410	601411	340025	501404
128	25	40	2	3-4-5-6-8-10	5800 - 10200	YS107BZM040	•		YH110BAM	601409	601410	601411	340025	501404
128	25	50	2	3-4-5-6-8-10	5800 - 10200	YS107BZM050	•		YH110BAM	601409	601410	601411	340025	501404

• Disponibile a magazzino / Ready from stock / Ab Lager lieferbar

**PROFILO MONTATO DI SERIE
STANDARD MOUNTED KNIVES
WERKSKONFIGURATION**



**PROFILI DI RICAMBIO
SPARE KNIVES
ERSATZMESSE**










LIGHT ALLOY BODY

Set ideato per la realizzazione di molteplici profili raggiati. il set è composto da una testa in lega leggera con due coltelli di R 15/20 mm montati sull'utensile e due coltelli con R 12/18 mm di ricambio.

Light alloy body with standard tungsten carbide profiled knives for flexible machining of quarter rounds, all radii match a 105 mm guide ring, body is mounted with R 15/20 mm knives, profiles R 12/18 mm are included in the set, chip thickness limitation and reduced recoil, suitable for manual feed.

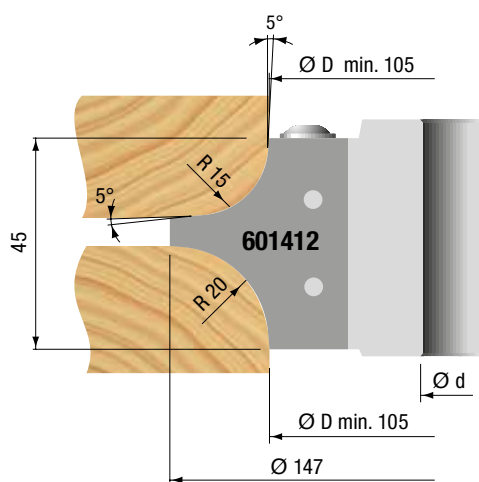
Tragkörper aus hochfestem Aluminium, Standard-HW-Profilplatten, Fräser-Set zum vielseitigen und variablen Abrunden von Massivholz und allen Plattenwerkstoffen. Messer R 15/20 mm montiert, Austauschprofil R 12/18 mm im Lieferumfang enthalten, für manuellen Vorschub geeignet.

Set fornito in cassetta di plastica
Set supplied in a plastic box
Set wird in Kunststoff-Box geliefert


YS108BZM									Ricambi / Spare Parts / Ersatzteile:				
Ø D [mm]	B [mm]	Ø d [mm]	Z	R [mm]	RPM min-max	Art. Nr.		€					
147	45	30	2	12-15-18-20	5100 - 8800	YS108BZM030	•		YH111BAM	601412	601413	340030	501404
147	45	31,75	2	12-15-18-20	5100 - 8800	YS108BZM031	•		YH111BAM	601412	601413	340030	501404
147	45	35	2	12-15-18-20	5100 - 8800	YS108BZM035	•		YH111BAM	601412	601413	340030	501404
147	45	40	2	12-15-18-20	5100 - 8800	YS108BZM040	•		YH111BAM	601412	601413	340030	501404
147	45	50	2	12-15-18-20	5100 - 8800	YS108BZM050	•		YH111BAM	601412	601413	340030	501404

• Disponibile a magazzino / Ready from stock / Ab Lager lieferbar

PROFILO MONTATO DI SERIE
STANDARD MOUNTED KNIVES
WERKSKONFIGURATION



PROFILI DI RICAMBIO
SPARE KNIVES
ERSATZMESSE



SET PER RAGGI CONCAVI E CONVESSI TOOLING SET FOR CONCAVE AND CONVEX QUARTER ROUNDS DOPPELRADIUSFRÄSER-SET



LIGHT ALLOY BODY

Questo set è stato ideato per la realizzazione di molteplici raggi concavi e convessi ed è composto da una testa in lega leggera con due coltelli di R 4 montati sull'utensile e quattro coltelli con R 6 mm e R 8 mm di ricambio.







This set was designed to produce a variety of concave and convex rounds. It consists of a light alloy cutterhead with two R 4 mm knives mounted on the tool and four spare R 6 and R 8 mm knives.

Grundkörper aus hochfestem Aluminium zur Aufnahme von 3 verschiedenen Radiusmessern, zum Fräsen von konkaven und konvexen Rundungen an Weich- und Harthölzern. **Set YS105BZM** montiert mit Messern R 4 mm und Messer R 6 und R 8 mm im Lieferumfang enthalten.

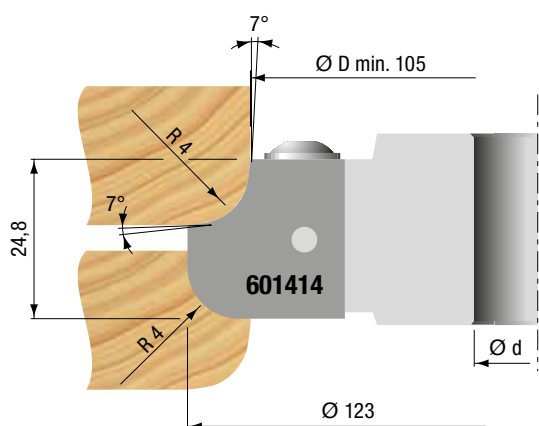
Set fornito in cassetta di plastica

Set supplied in a plastic box


Set wird in Kunststoff-Box geliefert

YS105BZM									Ricambi / Spare Parts / Ersatzteile					
Ø D [mm]	B [mm]	Ø d [mm]	Z	R [mm]	RPM min-max	Art. Nr.		€						
123	25	30	2	④ - 6 - 8	6100 - 10600	YS105BZM030	•		YH108BAM	601414	601415	601416	340025	501404
123	25	31,75	2	④ - 6 - 8	6100 - 10600	YS105BZM031	•		YH108BAM	601414	601415	601416	340025	501404
123	25	35	2	④ - 6 - 8	6100 - 10600	YS105BZM035	•		YH108BAM	601414	601415	601416	340025	501404
123	25	40	2	④ - 6 - 8	6100 - 10600	YS105BZM040	•		YH108BAM	601414	601415	601416	340025	501404
123	25	50	2	④ - 6 - 8	6100 - 10600	YS105BZM050	•		YH108BAM	601414	601415	601416	340025	501404

PROFILO MONTATO DI SERIE
STANDARD MOUNTED KNIVES
WERKSKONFIGURATION



PROFILI DI RICAMBIO
SPARE KNIVES
ERSATZMESSE



SET MEZZITONDI HALF-ROUND SETS HALBSTABFRÄSER-SET



LIGHT ALLOY BODY

Questo utensile con corpo in lega leggera a due taglienti è stato pensato per eseguire mezzitondi. Il set include, oltre all'utensile con due coltelli di R 10 mm montati, 2+2 coltelli di ricambio con R 8 e R 9 mm.

This tool, consisting of a light alloy body with two knives has been designed to work half rounds. The set, besides the two R 10 mm knives, includes 2+2 R 8 and R 9 mm spare knives.

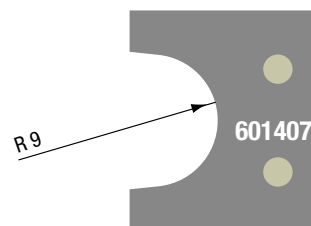
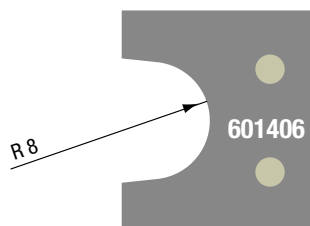
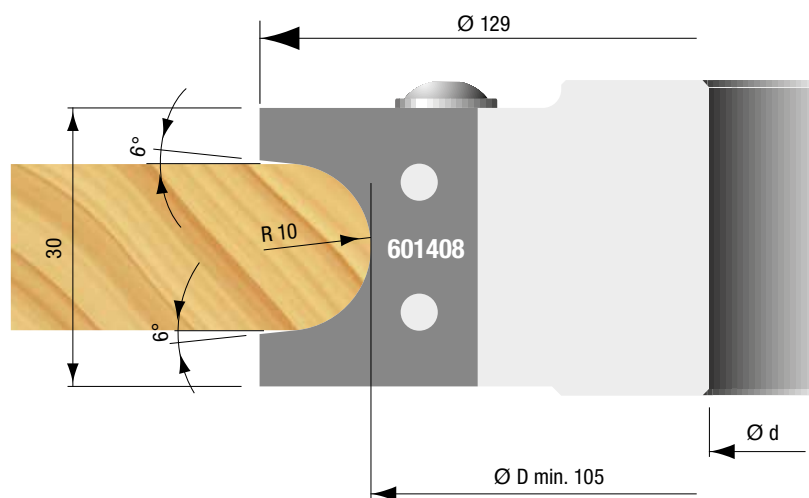
Set YS104BZM ist mit Messer R 10 mm montiert und die Austauschmesser R 8 mm und R 9 mm sind im Lieferumfang enthalten. Tragkörper aus hochfestem Aluminium, für manuelle Vorschübe geeignet.

Set fornito in cassetta di plastica

Set supplied in a plastic box

Set wird in Kunststoff-Box geliefert

YS104BZM								Ricambi / Spare Parts / Ersatzteile					
Ø D [mm]	B [mm]	Ø d [mm]	Z	R [mm]	RPM min-max	Art. Nr.	€						
129	30	30÷50	2	8-9- 	5800 - 10200	YS104BZM		YH107BAM	601408	601406	601407	340020	501404





STEEL BODY

Testa con coltellini in HM per piattabande multiprofile. La testa è disponibile in due versioni: tipo 1 (con posizionamento del legno sotto), tipo 2 (con posizionamento del legno sopra). La testa può montare tutti i coltelli indicati nella pagina successiva ottenendo in questo modo i profili indicati. La **Testa tipo 1** viene fornita corredata con i coltellini art. **601482 e 601480**. La **Testa tipo 2** viene fornita corredata con i coltelli art. **601492 e 601490**, gli altri coltelli possono essere forniti a richiesta.

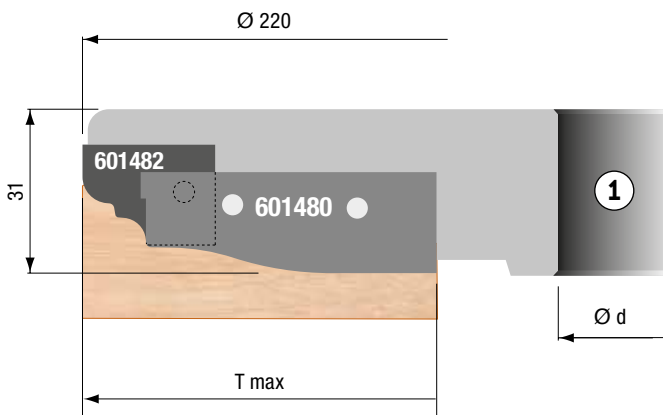
Steel body with tungsten carbide profiled knives, for high precision panel raising, **Head 1** fitted with profiles **601482 and 601480**, **Head 2** fitted with profiles **601492 and 601490**, cutters can be equipped with further profiles as indicated below, chip thickness limitation and reduced recoil, suitable for both manual and mechanical feed.

Zum Fräsen von unterschiedlichen Abplattprofilen, für Türen und Küchenmöbel in Massivholz und allen Plattenwerkstoffen. Grundkörper aus Stahl, **Werkzeug 1** mit Schneiden **601482 und 601480**, **Werkzeug 2** mit Schneiden **601492 und 601490** geliefert, weitere Profile (siehe unten) auf Anfrage, spandickenbegrenzt und rückschlagarm, für manuelle sowie mechanische Vorschübe geeignet.

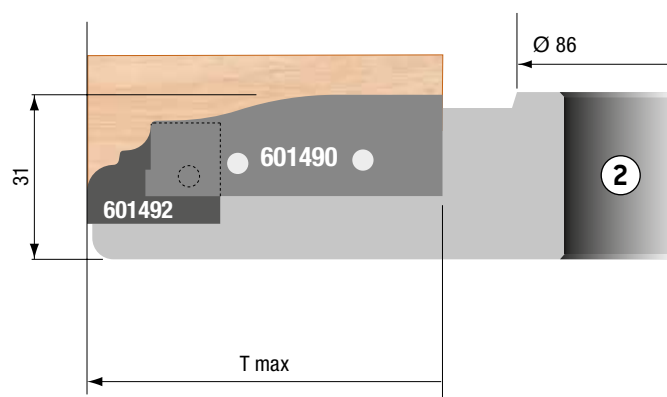
TH48TM										Ricambi / Spare Parts / Ersatzteile					
Ø D [mm]	B [mm]	Ø d [mm]	Z	T max [mm]	RPM min-max	Type	Art. Nr.		€						
220	31	30	2 + 2	70	3500 - 6000	①	TH48TM30030	•		601480	601481	601482	601483	601484	601485
220	31	31,75	2 + 2	70	3500 - 6000	①	TH48TM30031	•							
220	31	35	2 + 2	70	3500 - 6000	①	TH48TM30035	•							
220	31	40	2 + 2	70	3500 - 6000	①	TH48TM30040	•							
220	31	50	2 + 2	70	3500 - 6000	①	TH48TM30050	•		350010	502404	303040	502402		
Ø D [mm]	B [mm]	Ø d [mm]	Z	T max [mm]	RPM min-max		Art. Nr.		€						
220	31	30	2 + 2	70	3500 - 6000	②	TH48TM31030	•		601490	601491	601492	601493	601494	601495
220	31	31,75	2 + 2	70	3500 - 6000	②	TH48TM31031	•							
220	31	35	2 + 2	70	3500 - 6000	②	TH48TM31035	•							
220	31	40	2 + 2	70	3500 - 6000	②	TH48TM31040	•							
220	31	50	2 + 2	70	3500 - 6000	②	TH48TM31050	•		350010	502404	303039	502402		

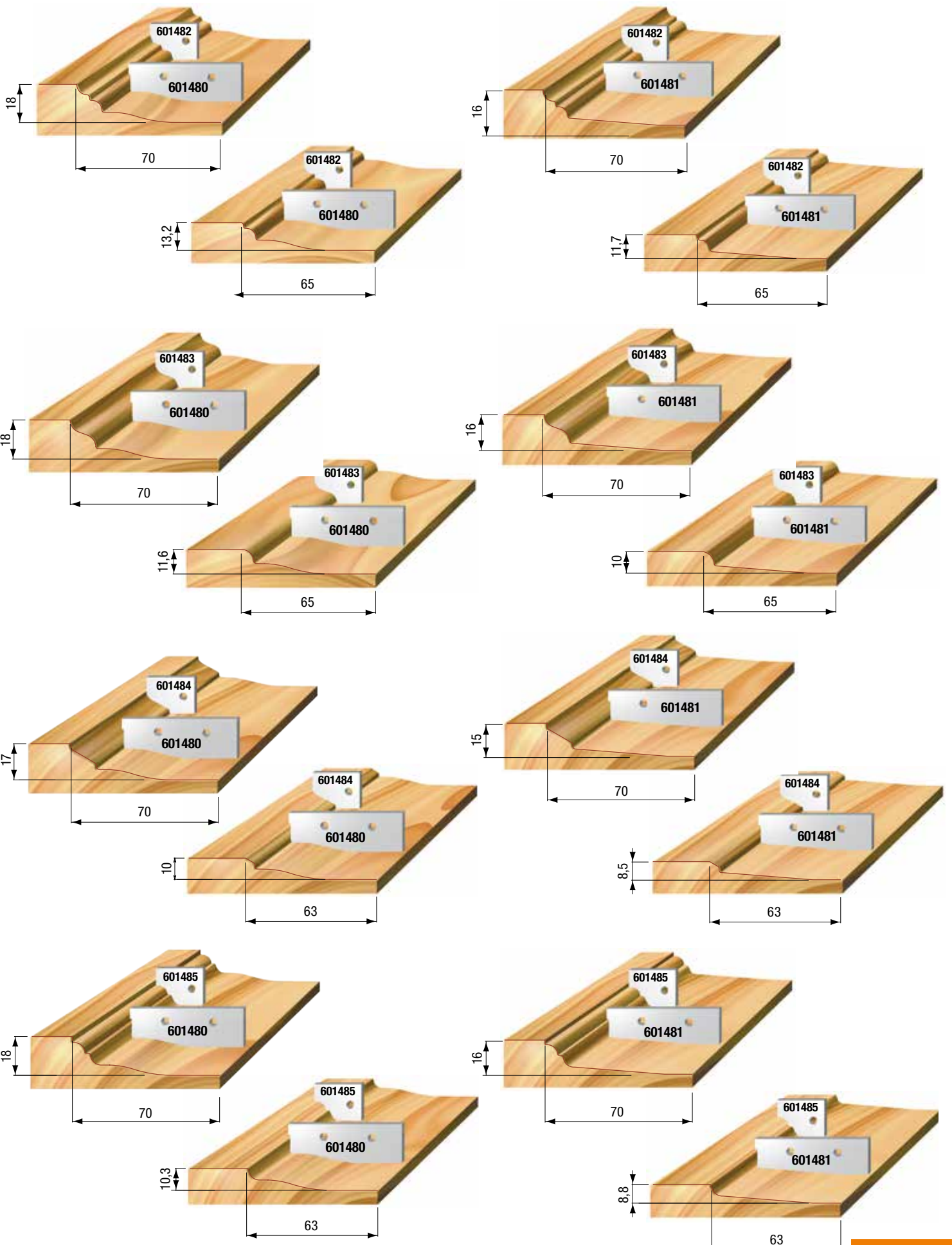
• Disponibile a magazzino / Ready from stock / Ab Lager lieferbar

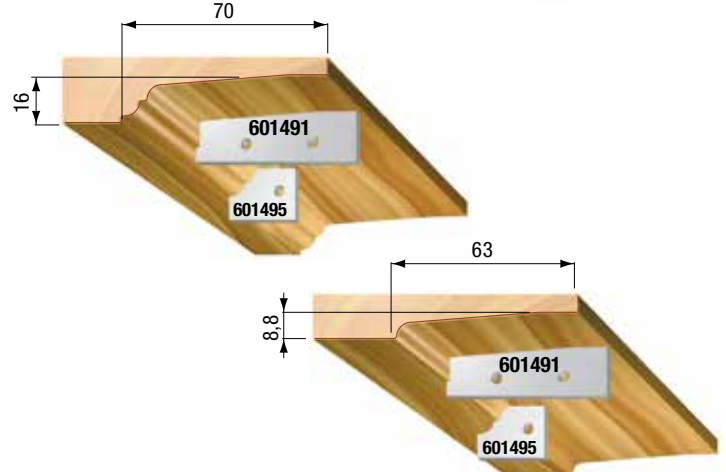
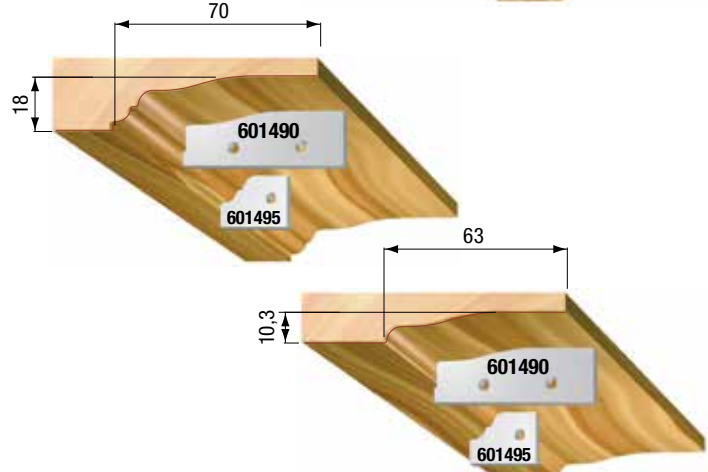
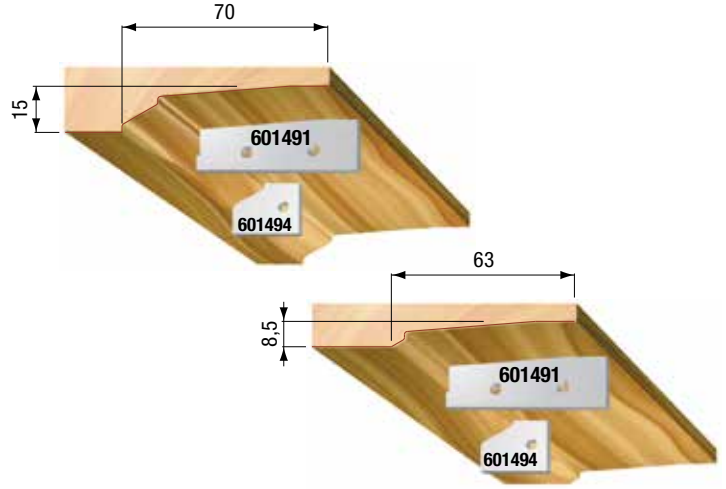
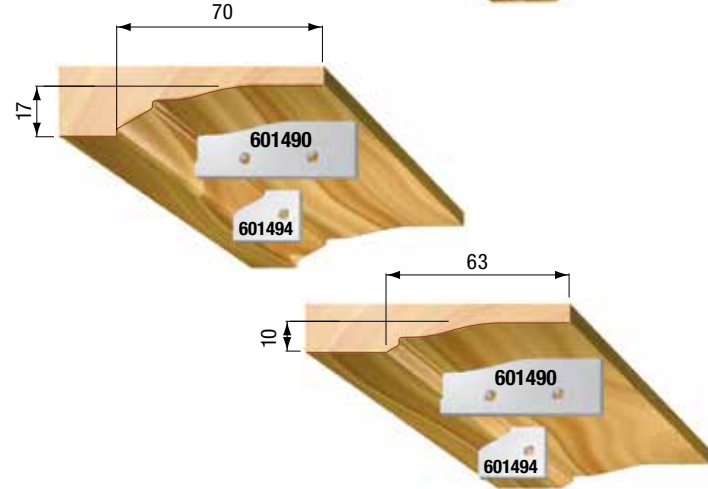
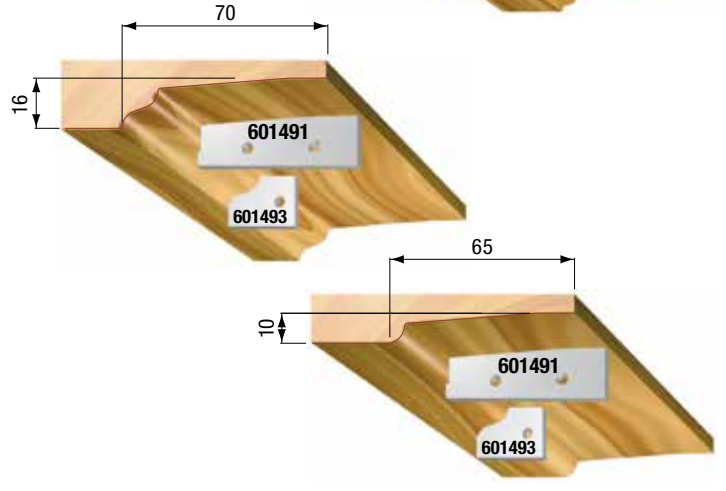
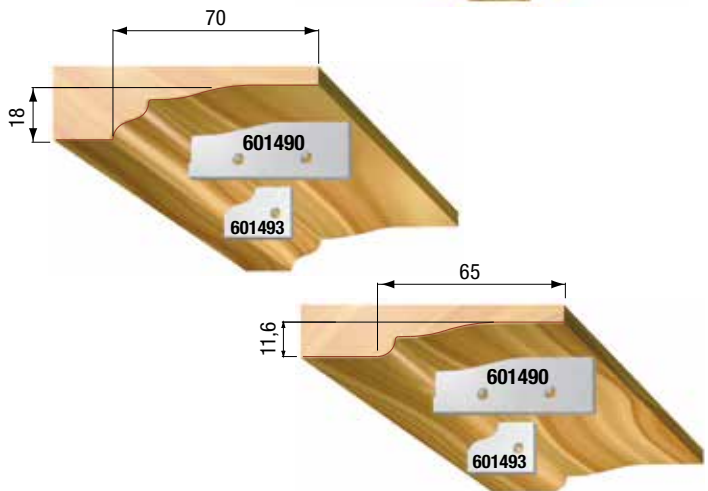
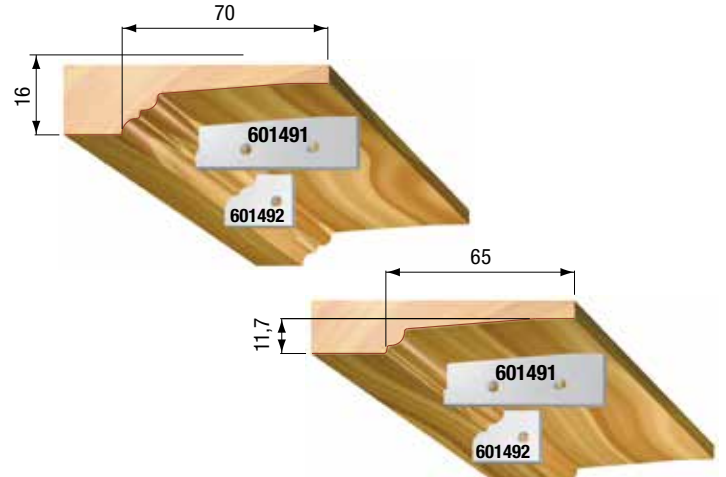
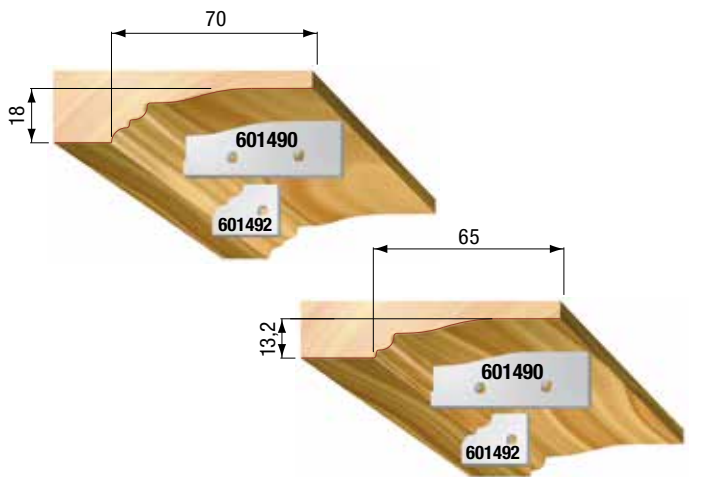
TESTA PER PIATTABANDE CON LEGNO SOTTO PANEL RAISING CUTTERHEAD WITH WOOD UNDERNEATH ABPLATTMESSERKOPF, HOLZ UNTEN



TESTA PER PIATTABANDE CON LEGNO SOPRA PANEL RAISING CUTTERHEAD WITH WOOD ABOVE ABPLATTMESSERKOPF, HOLZ OBEN









LIGHT ALLOY BODY



Testa in lega leggera a due taglienti ideata per realizzare 12 differenti profili (due profili per ogni coltello). Grazie alla speciale spina di posizionamento dei coltelli, la lavorazione e la sostituzione dei taglienti risulta molto facile e precisa. Il set è composto dalla testa compresa dei due coltelli **Ⓐ**. **I coltelli con profilo B, C, D, E e F sono disponibili su richiesta.**

Light alloy body with tungsten carbide standard profiled knives for panel raising for machining up to a total amount of 12 different profiles, chip thickness limitation and suitable for manual feed. Each set includes the head equipped with 2 **Ⓐ** knives, while **profiled knives type B, C, D, E and F are available on request.**

Grundkörper aus hochfestem Aluminium zum Fräsen von bis zu 12 unterschiedlichen Abplatt-Profilen, spandickenbegrenzt und rückschlagarm, für manuelle Vorschübe geeignet. Abplattfräser bestückt mit Profil **Ⓐ** für Abplattungen in Massivholz und Plattenwerkstoffen. **Profile B, C, D, E oder F passen in denselben Grundkörper und sind verfügbar auf Anfrage.**

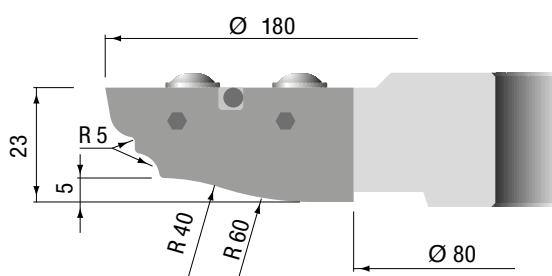
Set fornito in cassetta di plastica
Set supplied in a plastic box
Set wird in Kunststoff-Box geliefert

SU RICHIESTA / ON REQUEST / AUF ANFRAGE

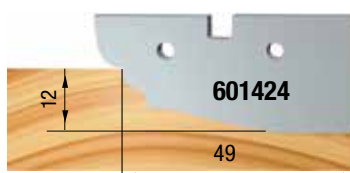
YS149AZM									Ricambi / Spare Parts / Ersatzteile							
Ø D [mm]	B [mm]	Ø d [mm]	Z	T max [mm]	RPM min-max	Art. Nr.		€		Ⓐ	B	C	D	E	F	
180	23	30	2	54	4200 - 7300	YS149AZM030	•		YH112AAM	601424	601425	601426	601427	601428	601429	501203
180	23	31,75	2	54	4200 - 7300	YS149AZM031	•		YH112AAM	601424	601425	601426	601427	601428	601429	501203
180	23	35	2	54	4200 - 7300	YS149AZM035	•		YH112AAM	601424	601425	601426	601427	601428	601429	501203
180	23	40	2	54	4200 - 7300	YS149AZM040	•		YH112AAM	601424	601425	601426	601427	601428	601429	501203
180	23	50	2	54	4200 - 7300	YS149AZM050	•		YH112AAM	601424	601425	601426	601427	601428	601429	501203

• Disponibile a magazzino / Ready from stock / Ab Lager lieferbar

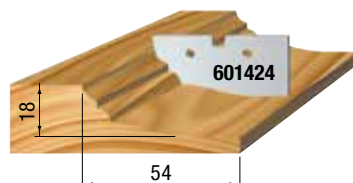
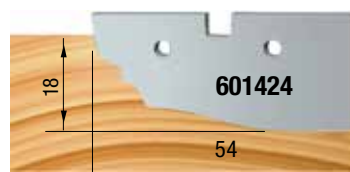
Teste con in dotazione i coltelli 601424 / Heads standard equipment with knives 601424 / Köpfe ausgestattet mit Messern 601424



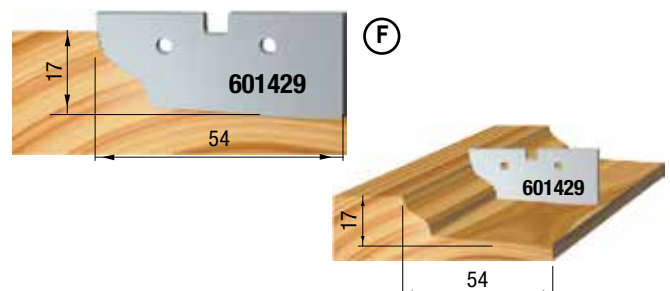
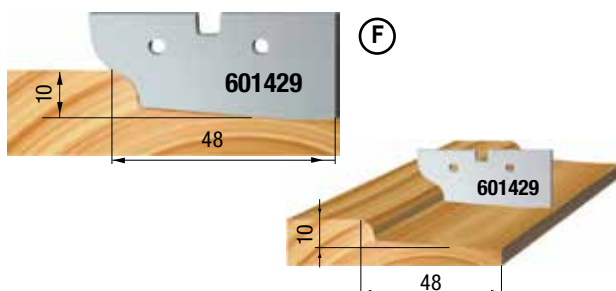
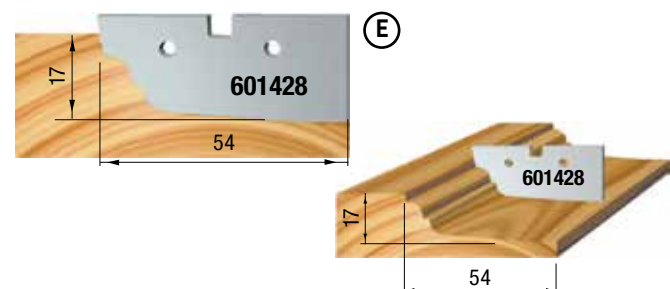
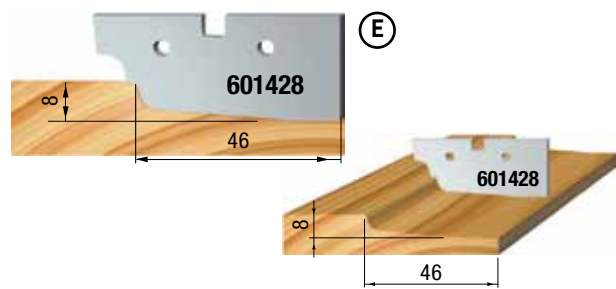
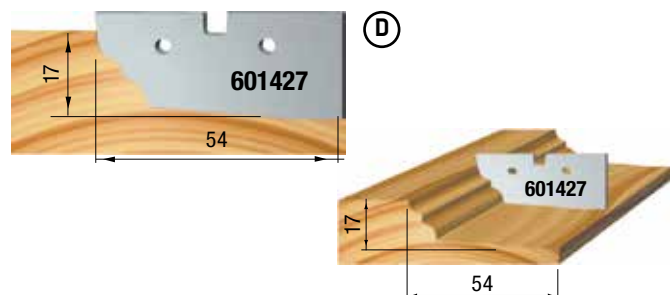
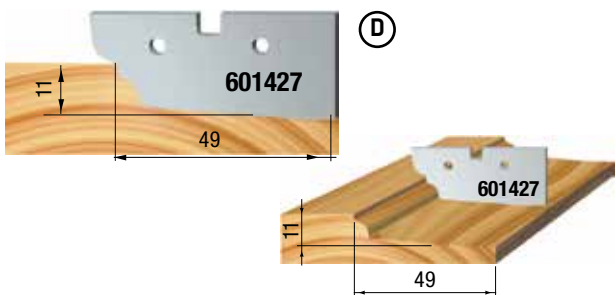
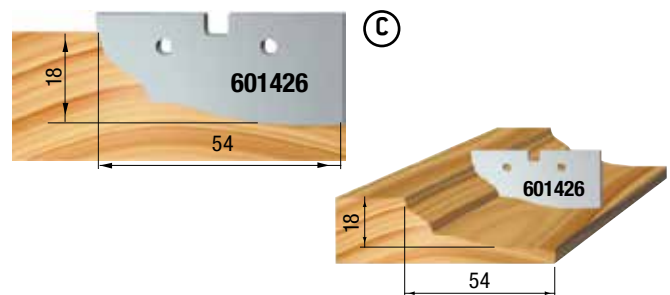
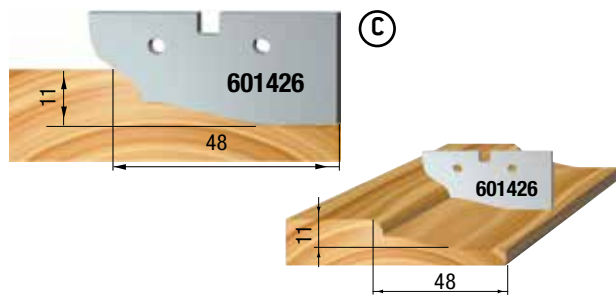
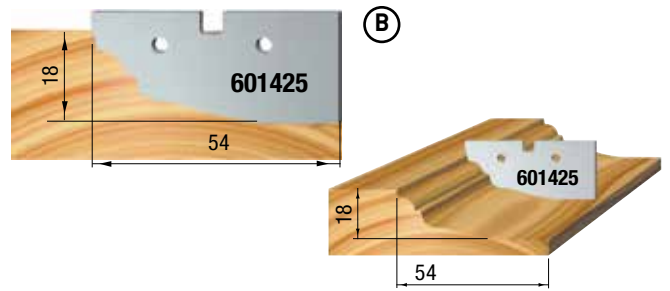
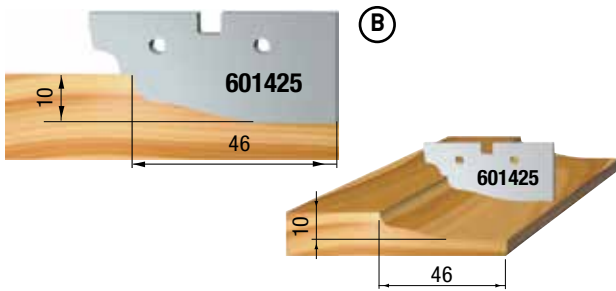
STANDARD



Ⓐ



OPTIONAL



SET PIATTABANDA A TRE PROFILI PANEL RAISING SET WITH THREE PROFILES ABPLATTFRÄSER-SET



LIGHT ALLOY BODY

Testa in lega leggera a due taglienti profilati da entrambi i lati ideata per realizzare 3 differenti profili. Il set è composto dalla testa compresa dei due coltelli profilo A montati sull'utensile e di 2+2 coltelli profilo B e C di ricambio. In virtù dei coltelli utilizzati, il prezzo del set risulta molto competitivo.

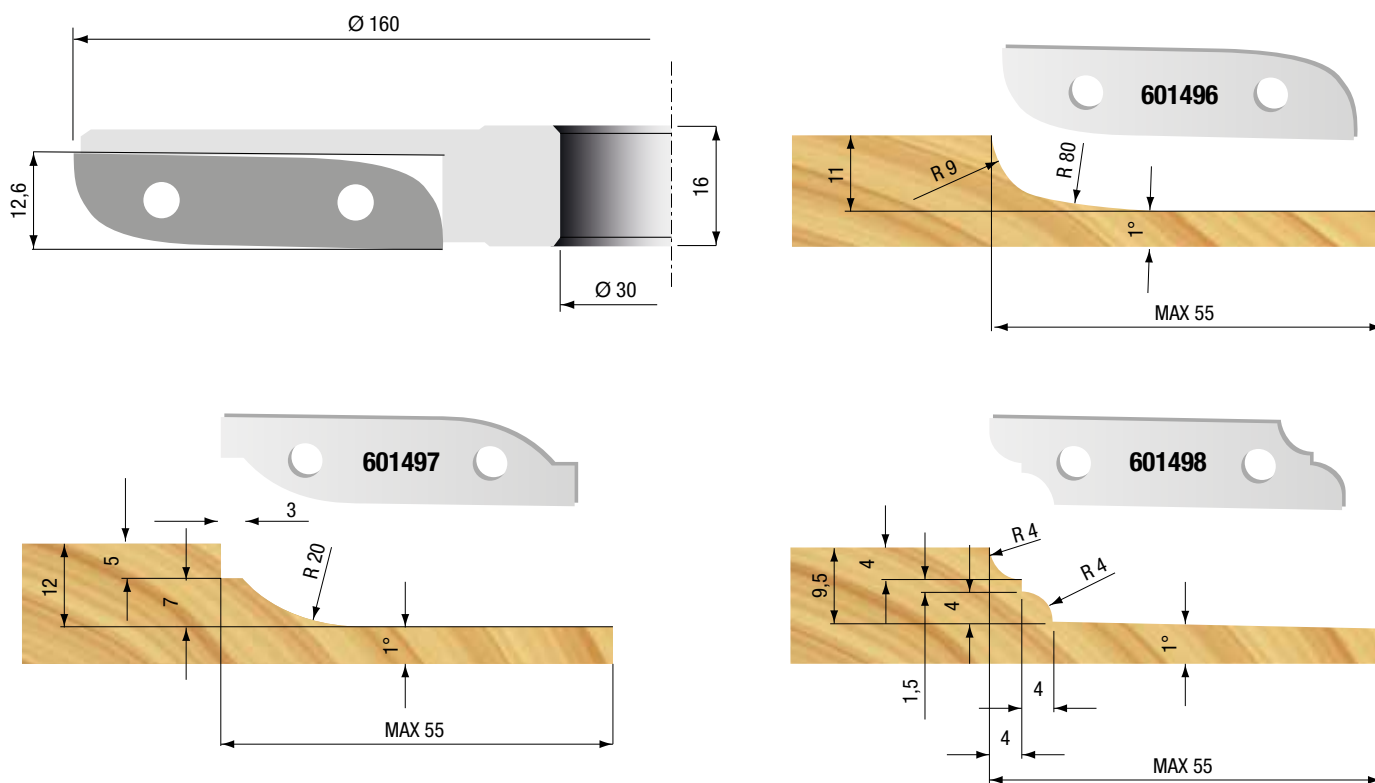
Light alloy body with tungsten carbide reversible profiled knives for panel raising for machining up to a total amount of 3 different profiles, suitable for manual feed. Each set is supplied with cutterhead equipped with profiled on 2 sides knives type A, while profiled knives type B and C are available as spare parts. Thanks to the supplied knives, the set is quite price competitive.

Grundkörper aus Aluminium, Standard-HW-Profilplatten, spandickenbegrenzt und Rückschlagarm, für manuelle Vorschübe geeignet. Abplattfräser bestückt mit Profil A, zum Herstellen von 3 unterschiedlichen Abplattprofilen. Laut Abbildung, Profile B und C auf Anfrage.

Set fornito in cassetta di plastica
 Set supplied in a plastic box
 Set wird in Kunststoff-Box geliefert

YS119AZM								Ricambi / Spare Parts / Ersatzteile					
Ø D [mm]	B [mm]	Ø d [mm]	Z	T max [mm]	RPM min-max	Art. Nr.	€						
160	12	30	2	55	4800 - 8200	YS119AZM030	•	YH144AAM	601496	601497	601498	502301	300462
160	12	31,75	2	55	4800 - 8200	YS119AZM031	•	YH144AAM	601496	601497	601498	502301	300462
160	12	35	2	55	4800 - 8200	YS119AZM035	•	YH144AAM	601496	601497	601498	502301	300462

• Disponibile a magazzino / Ready from stock / Ab Lager lieferbar





LIGHT ALLOY BODY

Set fornito in cassetta di plastica
Set supplied in a plastic box
Set wird in Kunststoff-Box geliefert

Il set è composto da due teste portacoltelli con corpo in lega leggera. La testa per l'esecuzione del profilo-controprofilo è equipaggiata di serie con coltellini in HM per ottenere il profilo **A** (vedi disegno), ma può utilizzare anche coltellini per l'esecuzione dei profili B, C e D che vengono forniti esclusivamente su richiesta. La testa per piattabanda monta 4 coltellini in HM posizionati con angolo assiale con i quali si possono ottenere i tre profili indicati nei disegni.

Set with 2 cutters in light alloy execution, standard tungsten carbide profiled knives, profile **A** included in the set, profiles B, C and D can be obtained on request and mounted onto the same cutter head, panel raising cutter with contour knives aligned in axial angle for excellent end-grain cutting surfaces, chip thickness limitation and reduced recoil, suitable for manual feed.

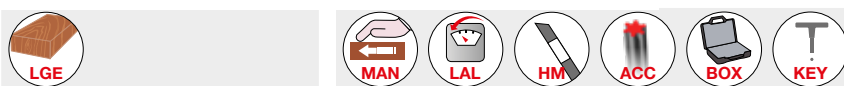
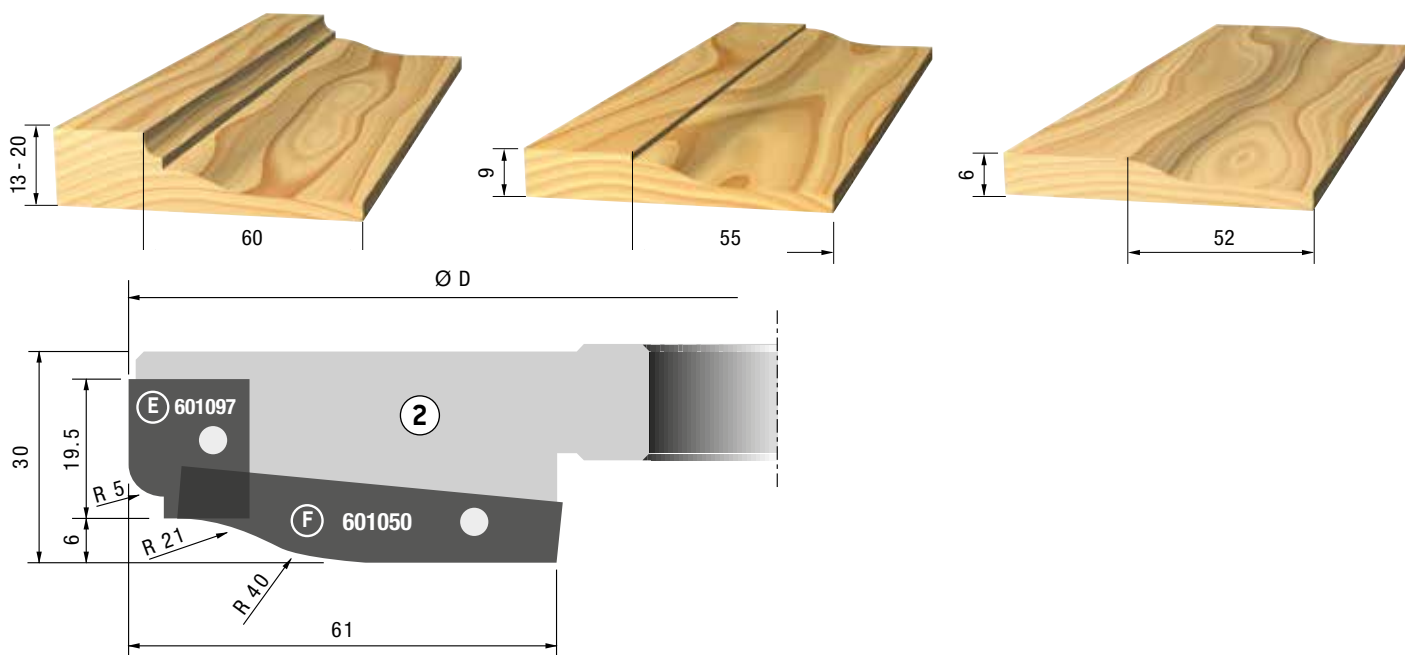
2-teiliger Werkzeugsatz mit Tragkörpern aus hochfestem Aluminium, Standard-Hartmetall-Schneiden, mit Achswinkel für ausrissfreies Fräsen im Hirnholz. Zum Herstellen von Profilrahmen mit Füllung, Profil- und Konterprofil wird ohne Schneidenwechsel. Profilfräser mit Profil **A** bestückt, Profile B, C und D können auf Wunsch dazubestellt und in den gleichen Tragkörper eingebaut werden.

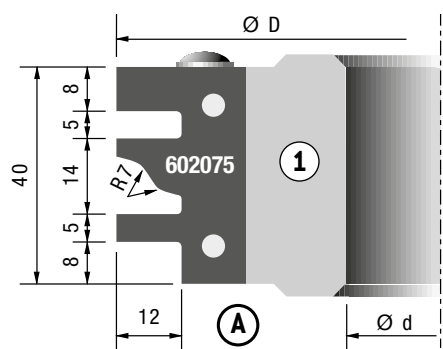
YS101AZM								Ricambi / Spare Parts / Ersatzteile						
Ø D [mm]	B [mm]	Ø d [mm]	Z	RPM min-max	Art. Nr.		€	①	Ⓐ	Ⓑ	Ⓒ	Ⓓ		
183	30/40	30	2+2	4100 - 7100	YS101AZM030	•		YH102AAM	602075	602076	602077	602078	340016	501315
183	30/40	31,75	2+2	4100 - 7100	YS101AZM031	•								
183	30/40	35	2+2	4100 - 7100	YS101AZM035	•								
183	30/40	40	2+2	4100 - 7100	YS101AZM040	•		YH101AAM	601097	340013	501315	601050	340014	501315

YS101BZM								Ricambi / Spare Parts / Ersatzteile						
Ø D [mm]	B [mm]	Ø d [mm]	Z	RPM min-max	Art. Nr.		€	①	Ⓐ	Ⓑ	Ⓒ	Ⓓ		
200	30/40	50	2+2+2	3800 - 6500	YS101BZM050	•		YH102BAM	602075	602076	602077	602078	340016	501315
								②	Ⓔ			Ⓕ		
								YH101BAM	601097	340013	501315	601050	340014	501315

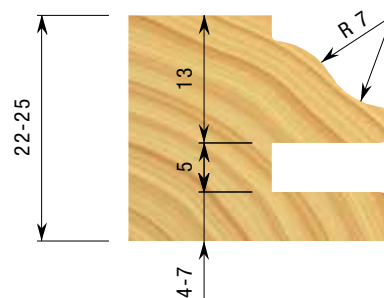
• Disponibile a magazzino / Ready from stock / Ab Lager lieferbar

Teste con in dotazione i coltelli 602075 / Heads standard equipment with knives 602075 / Köpfe ausgestattet mit Messern 602075

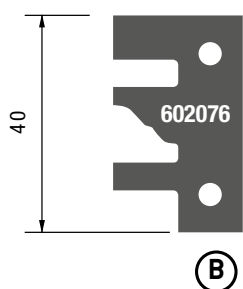




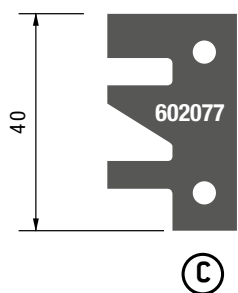
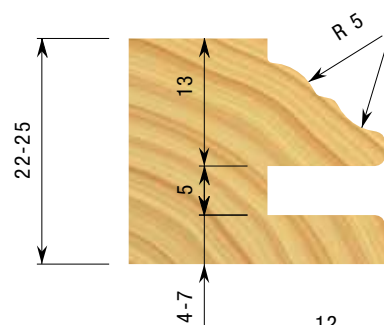
STANDARD



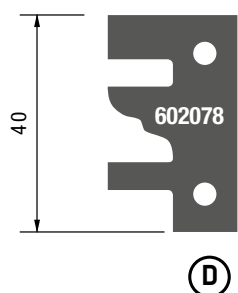
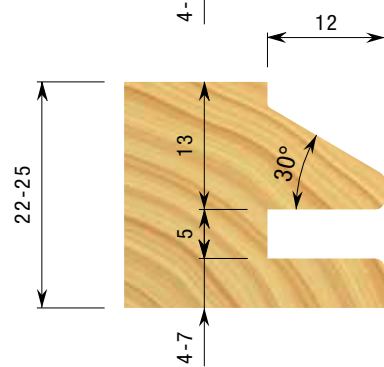
OPTIONAL



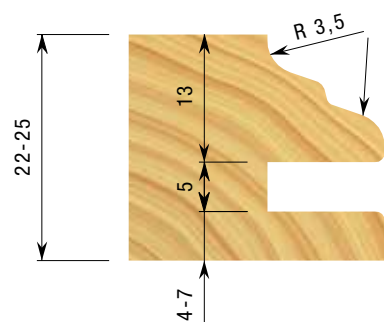
(B)



(C)



(D)












LIGHT ALLOY BODY

La testa ha corpo in lega leggera. È equipaggiata di serie con coltellini in HM per ottenere il profilo ①, mentre i profili B, C e D possono essere forniti su richiesta e montati sulla stessa testa. Testa con limitatore di truciolo, adatta per l'avanzamento manuale.

Body in light alloy execution, standard tungsten carbide profiled knives, profile ① mounted on cutter, profiles B, C and D can be obtained on request and mounted onto the same cutter head, chip thickness limitation and reduced recoil, suitable for manual feed.

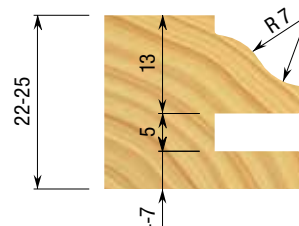
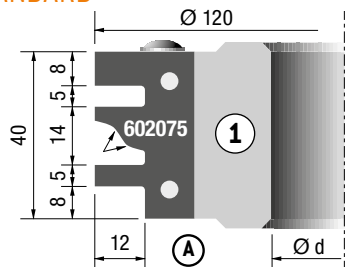
Tragkörper aus hochfestem Aluminium, Standard-Hartmetall-Schneiden. Zum Herstellen von Profilrahmen mit Holzstärken von 22-25 mm, Profil- und Konterprofil wird ohne Schneidenwechsel lediglich durch Spindelverstellung gefräst, Profilfräser mit Profil ① bestückt, Profile B, C und D können auf Wunsch dazubestellt und in den gleichen Tragkörper eingebaut werden.

YH102AAM								Ricambi / Spare Parts / Ersatzteile						
Ø D [mm]	B [mm]	Ø d [mm]	Z	RPM min-max	Art. Nr.		€							
120	40	30	2	5800 - 10200	YH102AAM030	•		YH102AAM	602075	602076	602077	602078	340016	501315
120	40	31,75	2	5800 - 10200	YH102AAM031	•		YH102AAM	602075	602076	602077	602078	340016	501315
120	40	35	2	5800 - 10200	YH102AAM035	•		YH102AAM	602075	602076	602077	602078	340016	501315
120	40	40	2	5800 - 10200	YH102AAM040	•		YH102AAM	602075	602076	602077	602078	340016	501315

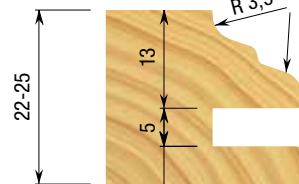
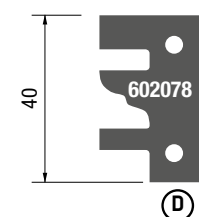
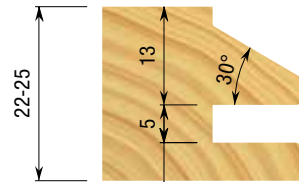
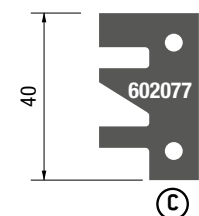
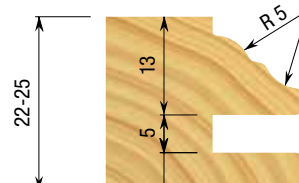
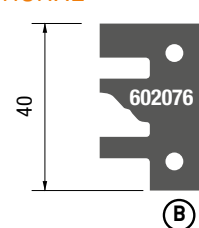
• Disponibile a magazzino / Ready from stock / Ab Lager lieferbar

Teste con in dotazione i coltelli 602075 / Heads standard equipment with knives 602075 / Köpfe ausgestattet mit Messern 602075

STANDARD



OPTIONAL



SET UTENSILI PER ANTINE E PORTE INTERNE DOORS AND KITCHEN CABINET SET KONTERPROFIL-FRÄSERATZ



LIGHT ALLOY BODY

Il set, composto da 2 teste a profilare, 1 testa per incastri regolabile e di anelli distanziali di regolazione, è stato creato per realizzare con la massima flessibilità antine e porte (cinque profili diversi possibili, A di serie). L'incastro registrabile presente nel gruppo può essere utilizzato anche singolarmente per l'esecuzione di incastri regolabili da 8 a 15 mm di spessore. Inoltre, grazie alla vite di posizionamento presente sulle teste sagomate, il montaggio del coltello di ricambio risulta molto facile e preciso.

Set consisting of 2 profile cutters in light alloy execution and an adjustable groover 8-15 mm (can also be used separately!), for machining door profiles and counterprofiles with maximum flexibility, 5 different profiles can be mounted on the same cutterhead, set complete with spacing collars and Profile A mounted on the cutters, other profiles on request, easy fitting of spare knives by means of positioning screws, suitable for manual feed.

3-teiliger Fräsersatz, Profilfräser 1 und 2 aus hochfestem Aluminium, Verstellnutter 3 aus Stahl, Standard-HW-Profilplatten. Zur Herstellung von Möbel- und Zimmertüren, für Hart- sowie Weichhölzer, Profil A im Lieferumfang enthalten, weitere Profile B-E (Siehe Ersatzteilliste sowie Profilbeispiele) sind im selben Grundkörper individuell nachrüstbar, Set komplett mit Zwischenringen sowie separater Bedienungsanleitung.

Set fornito in cassetta di plastica
Set supplied in a plastic box
Set wird in Kunststoff-Box geliefert



YS112AZM								Ricambi / Spare Parts / Ersatzteile									
Ø D [mm]	B [mm]	Ø d [mm]	Z	V	RPM min-max	Art. Nr.	€										
132	65	30	2+2+2	4	5700 - 9800	YS112AZM030	•	① YH115AAM	601439	601441	601443	601445	601447	340018	501316		
132	65	31,75	2+2+2	4	5700 - 9800	YS112AZM031	•	② YH116AAM	601440	601442	601444	601446	601448	340019	501316		
132	65	35	2+2+2	4	5700 - 9800	YS112AZM035	•	③ YH117ACM	600001					350021	502403	600201	

YS112BZM								Ricambi / Spare Parts / Ersatzteile									
Ø D [mm]	B [mm]	Ø d [mm]	Z	V	RPM min-max	Art. Nr.	€										
147	65	40	2+2+2	4	5100-8800	YS112BZM040	•	① YH115BAM	601439	601441	601443	601445	601447	340018	501316		
								② YH116BAM	601440	601442	601444	601446	601448	340019	501316		
147	65	50	2+2+2	4	5100-8800	YS112BZM050	•	③ YH117BCM	600001					350021	502403	600201	

• Disponibile a magazzino / Ready from stock / Ab Lager lieferbar

Teste con in dotazione i coltelli 601439 e 601440 / Heads standard equipment with knives 601439 and 601440
Köpfe ausgestattet mit Messern 601439 und 601440

STANDARD

Ⓐ



OPTIONAL

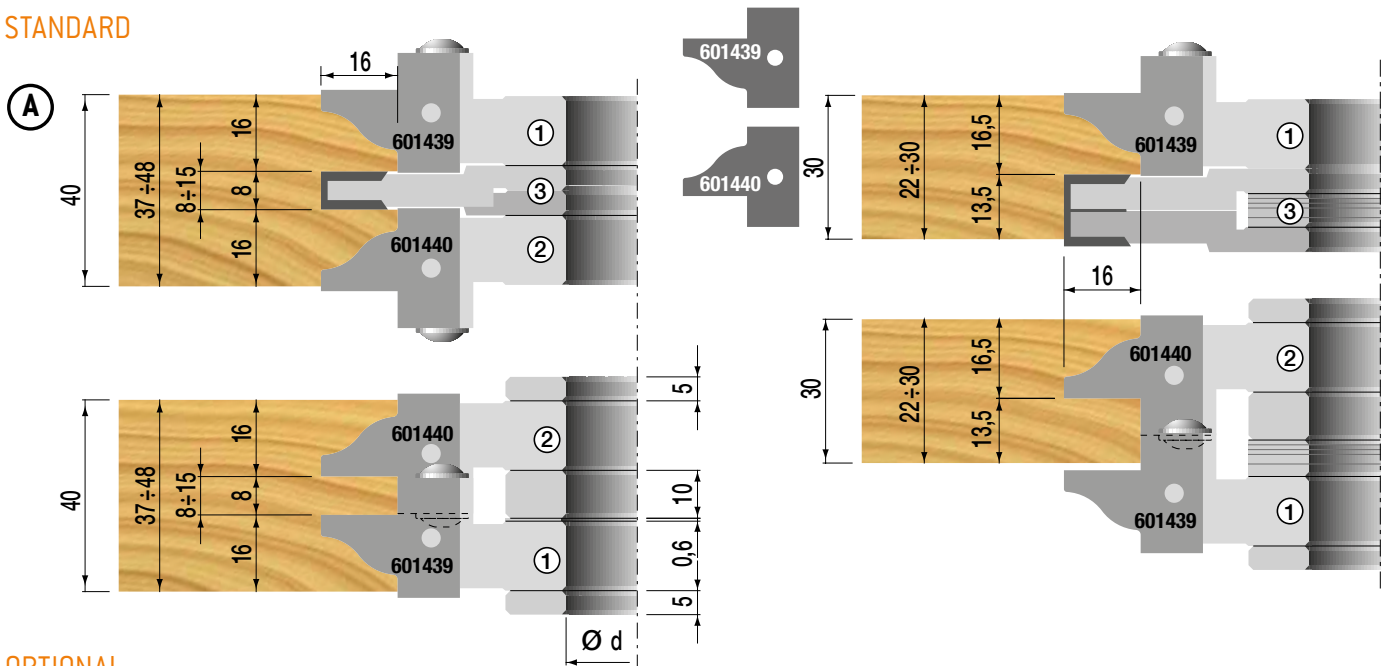
Ⓑ



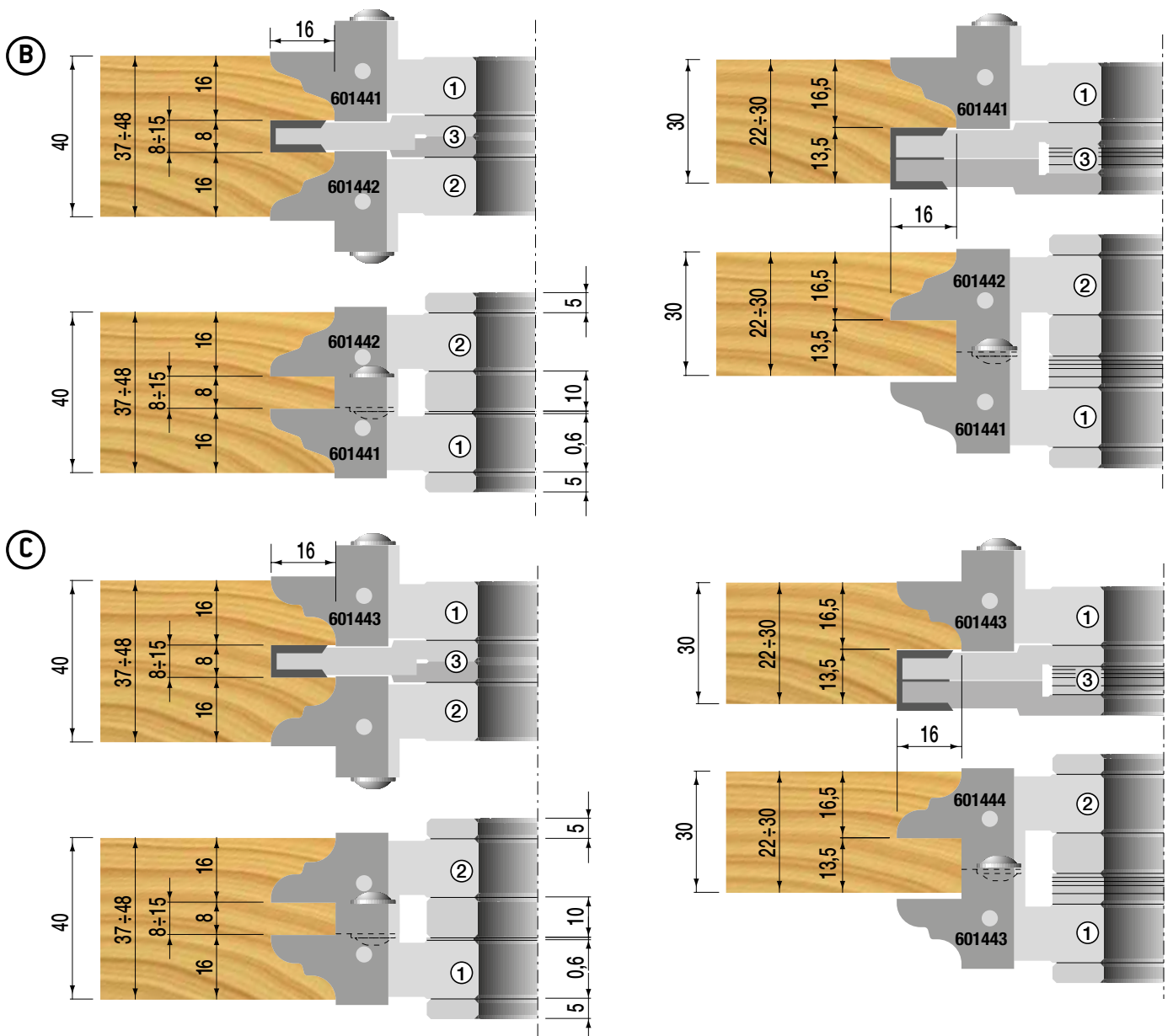
Ⓒ



STANDARD

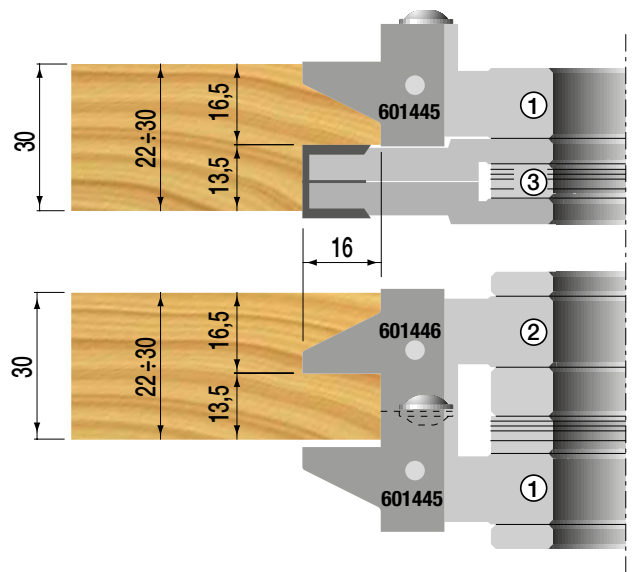
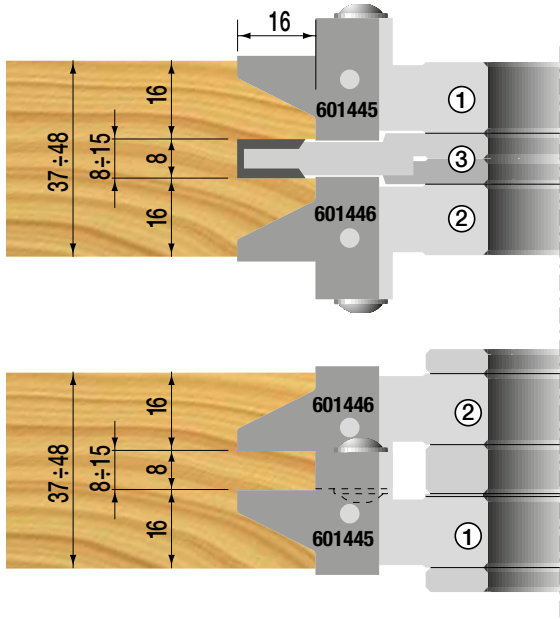


OPTIONAL

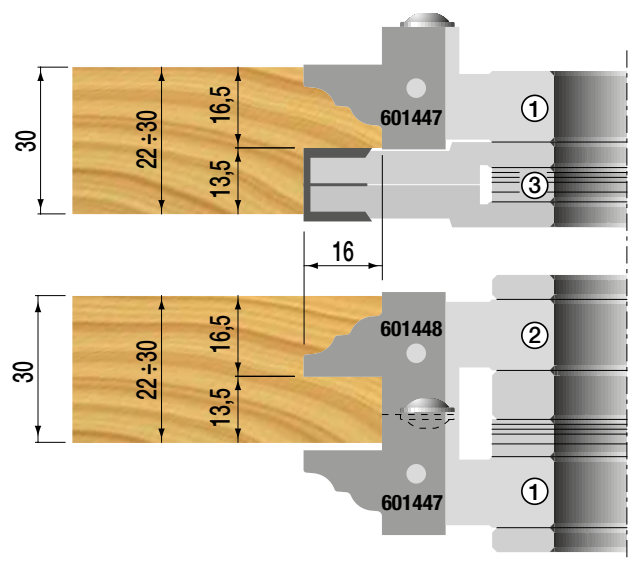
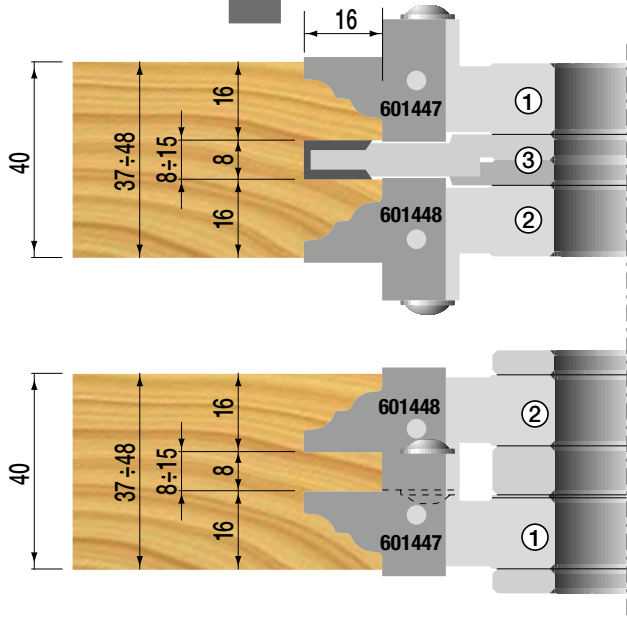


OPTIONAL

Ⓓ



Ⓔ





STEEL BODY

Set di teste con coltellini per la lavorazione di parchetti e perline. Il gruppo base è composto da quattro teste (nr. 1-2-3-4) montate su boccola, corredato da una serie di anelli distanziali. Al set base possono essere aggiunte tre teste opzionali (nr. 5-6-7) che aumentano il numero di profili ottenibili.

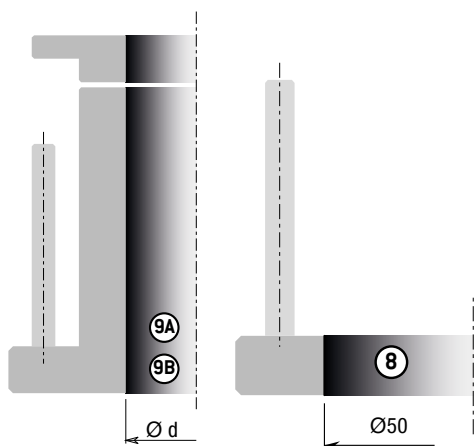
Set of heads with HM knives for the working of wood flooring and matchboarding. The basic unit is made up of four heads (n. 1-2-3-4) mounted on a bushing, fitted with a series of distance rings. Three optional heads (n. 5-6-7) can be added to the basic set to increase the amount of profiles that can be obtained.

Für Nut- und Federverbindungen im Innenausbau. Für Weich- und Harthölzer. Vierteiliges Werkzeug mit Ringsatz für Holzstärken von 12 - 40 mm. Werkzeug 2-schneidig, auf Büchse verschraubt. Das Basis-Set kann durch die Einzelfräser 5, 6 und 7 ergänzt werden, damit weitere Profilvarianten machbar sind.

TH20TM60							Ricambi / Spare Parts / Ersatzteile							
Ø D [mm]	B [mm]	Ø d [mm]	Z	V	RPM min-max	Art. Nr.	€							
160,2	-	30	2+2+2+2	4	4800 - 8200	TH20TM60030	•	① TH20TM61	600004	350024	502404	600201	500002	
								③ TH20TM63	600004	350025	502404	600201	500002	
160,2	-	40	2+2+2+2	4	4800 - 8200	TH20TM60040	•	④ TH20TM64	600004	350005	502404	600201	500002	
160,2	-	50	2+2+2+2	4	4800 - 8200	TH20TM60050	•	② TH20TM62	600303	500402	501102	600204	500402	501002

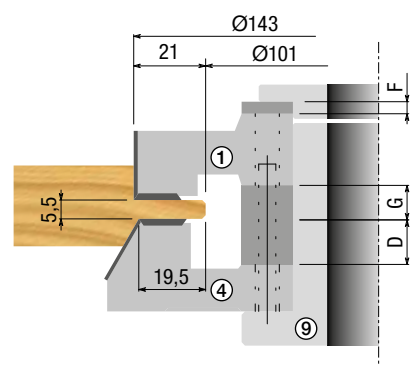
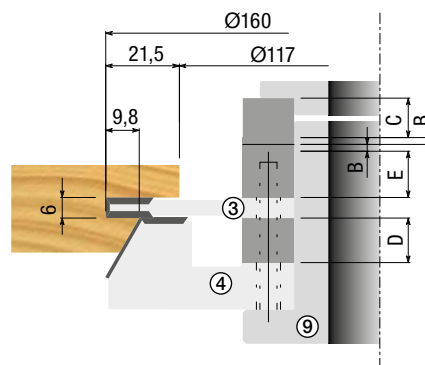
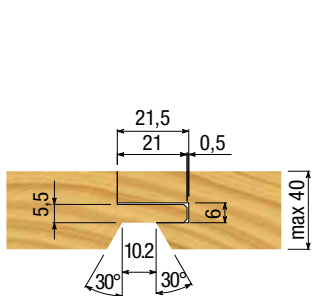
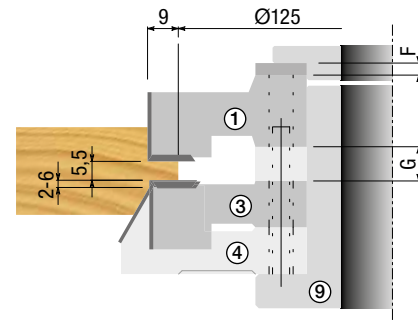
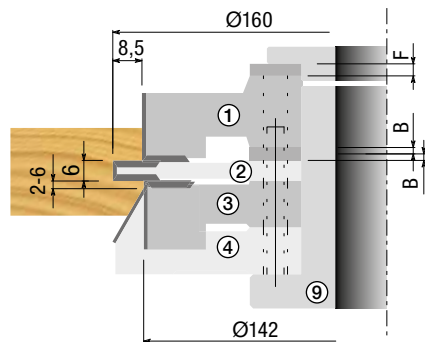
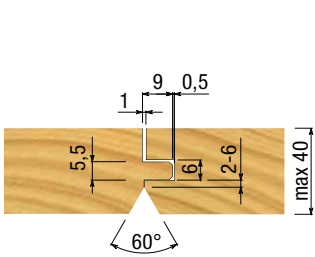
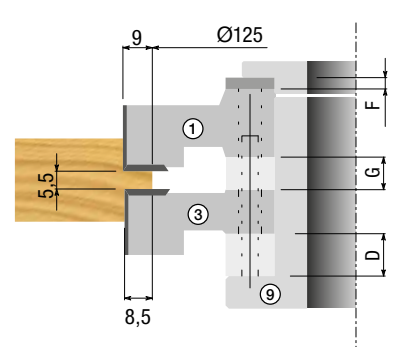
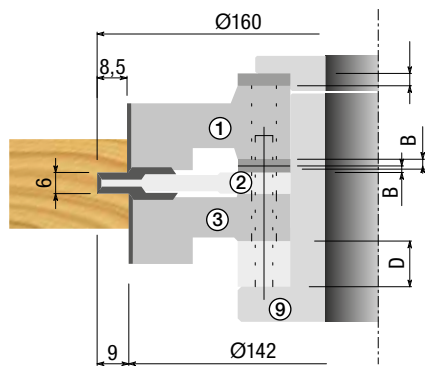
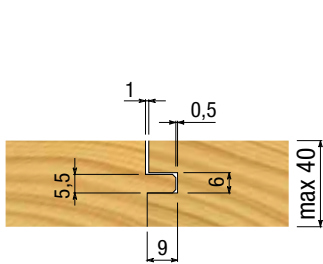
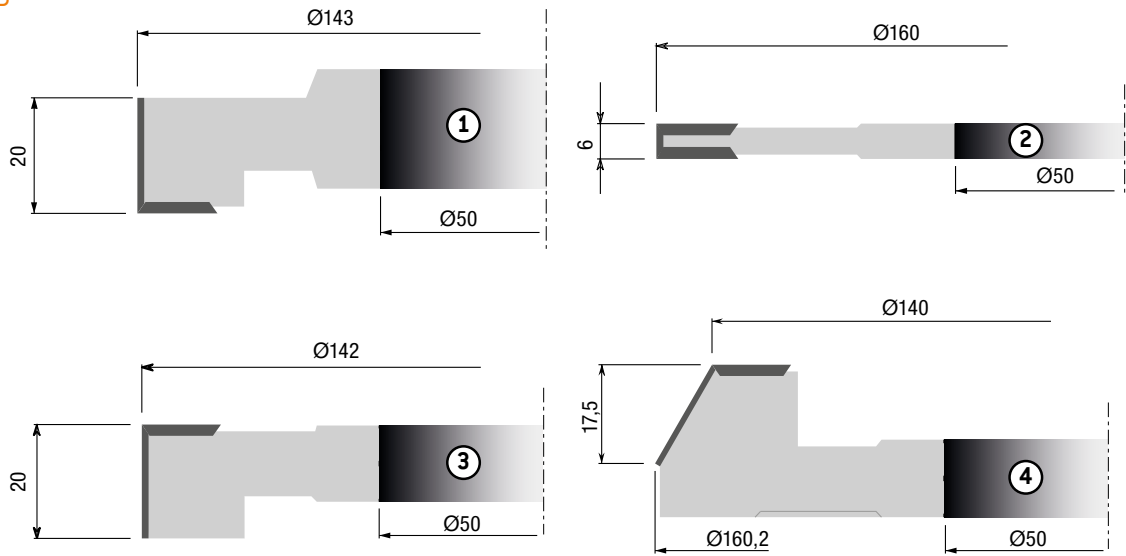
• Disponibile a magazzino / Ready from stock / Ab Lager lieferbar

Teste opzionali / Extra cutterheads / Einzelfräser							Ricambi / Spare Parts / Ersatzteile					
Ø D [mm]	B [mm]	Ø d [mm]	Z	RPM min-max	Art. Nr.	€						
129	9,6	40/50	2	5800 - 10200	⑤ TH20TM65050		602140	302504	501323			
105	9,6	40/50	2	7300 - 13200	⑥ TH20TM67050		602140	302504	501323			
156	24,6	40/50	2	4800 - 8200	⑦ TH20TM68050		602141	350026	502404	600201	500002	

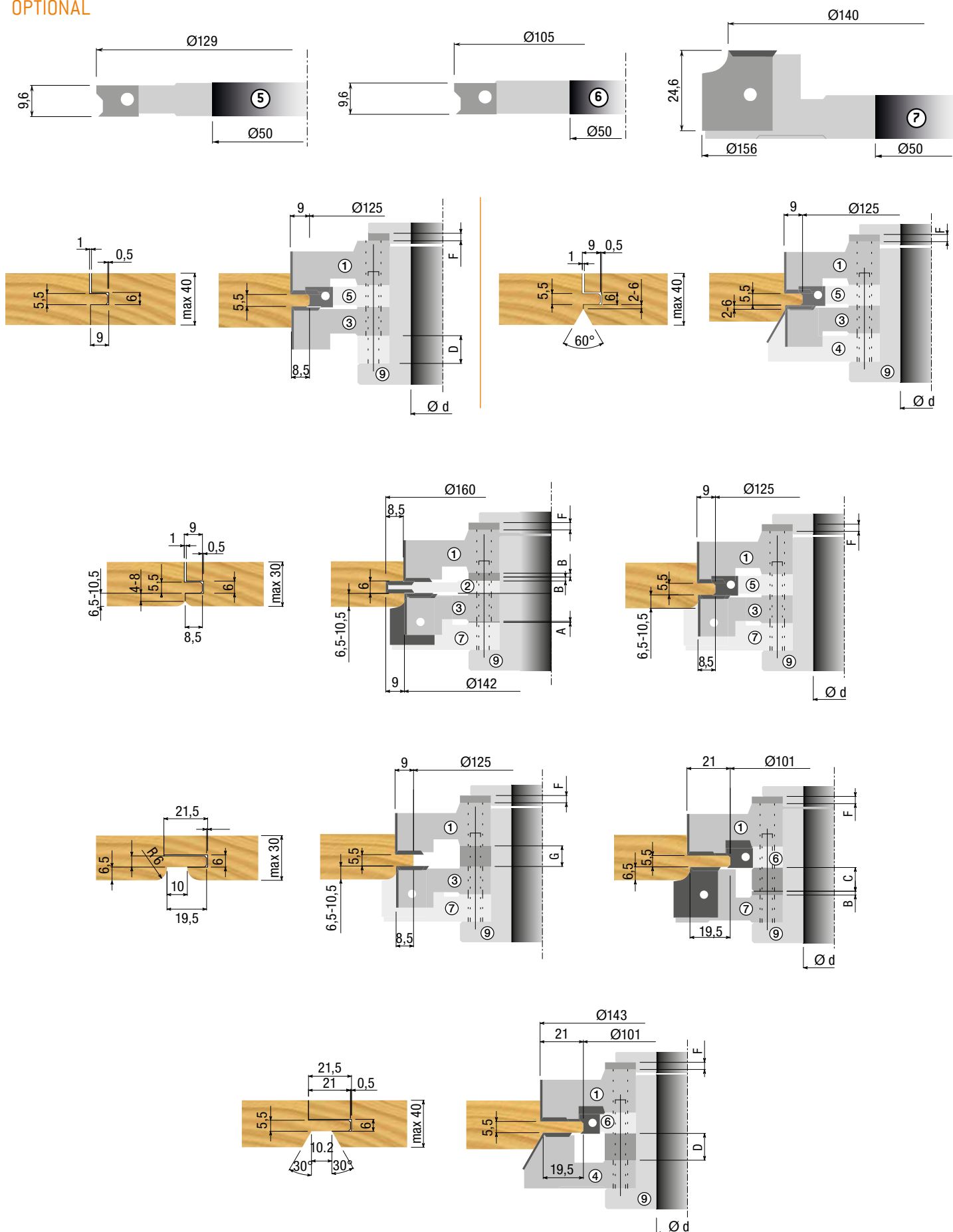


Boccola e anelli distanziali / Bushing and distance rings Büchse und Ringsatz		
Ø d [mm]	Type	Art. Nr.
30	9-A	1400TH206030
40	9-B	1400TH206040
50	8	1400TH206050

STANDARD



OPTIONAL



SET UTENSILI PER PARCHETTI E PERLINE TONGUE AND GROOVE TOOLING SET NUT- UND FEDERFRÄSER-SET



Z=2 / V=2
MAN / HM

Questo set è stato ideato per realizzare diverse tipologie di parchetti e perline con spessore di legno variabile. Al set base ①-④, composto da due gruppi in lega leggera e realizzato per produrre parchetti, si possono combinare delle teste aggiuntive ⑤+⑥ per produrre cinque tipi diversi di perline. Gli utensili sono forniti completi di anelli distanziali.

Set with 4 cutters in light alloy and steel execution, standard tungsten carbide profiled knives, cutters ①-④ included in the set, cutters ⑤+⑥ can be obtained on request for further profiles, chip thickness limitation and reduced recoil, suitable for manual feed.

4-teiliger Werkzeugsatz mit Tragkörpern aus hochfestem Aluminium und Stahl, Standard-Hartmetall-Schneiden, für manuellen Vorschub geeignet. Werkzeugset zum Herstellen unterschiedlichster Nut- und Federprofile, für Holzstärken von 12-40 mm, Basis-Set bestehend aus Fräsern ①-④, Zusatzfräser ⑤+⑥ können auf Wunsch einzeln dazu bestellt werden.

LIGHT ALLOY BODY

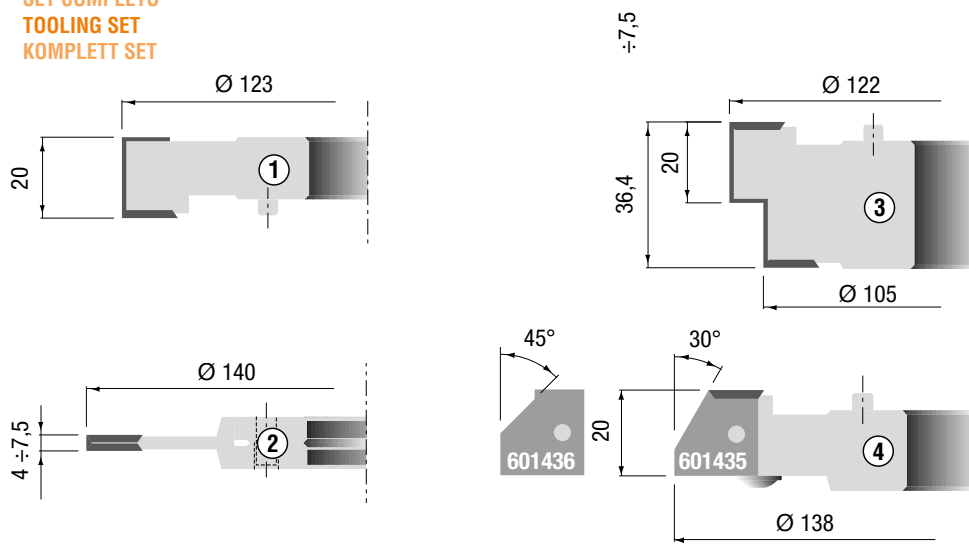
Set fornito in cassetta di plastica / Set supplied in a plastic box / Set wird in Kunststoff-Box geliefert

YS113AZM								Ricambi / Spare Parts / Ersatzteile						
Ø D [mm]	B [mm]	Ø d [mm]	Z	V	RPM min-max	Art. Nr.	€							
140	-	30	2+4+4+2	12	5500 - 9400	YS113AZM030	•	① YH118AAM	600004	340024	501404	600201	500002	
140	-	31,75	2+4+4+2	12	5500 - 9400	YS113AZM031	•	② YH123ACM	600301	501101	500401	600202	500401	
140	-	35	2+4+4+2	12	5500 - 9400	YS113AZM035	•	③ YH119AAM	600004	340024	501404	600201	500002	
								④ YH120AAM	601435	601436	340024	501404	600201	500002

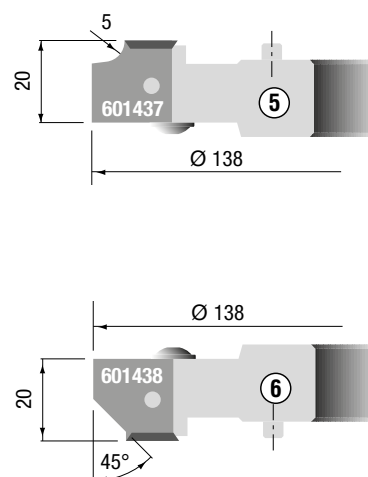
• Disponibile a magazzino / Ready from stock / Ab Lager lieferbar

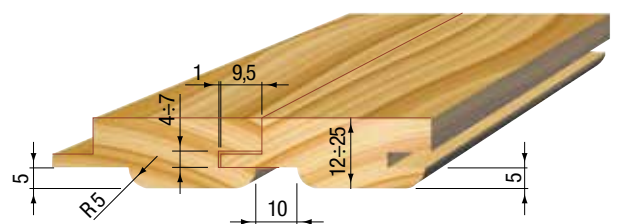
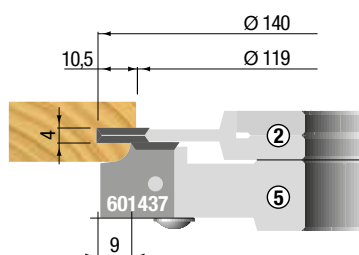
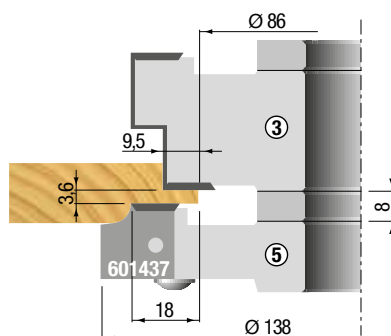
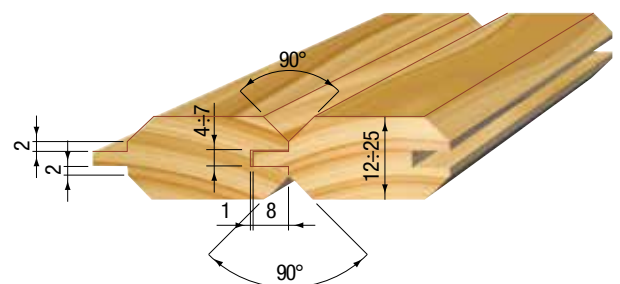
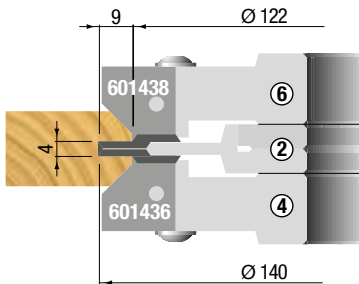
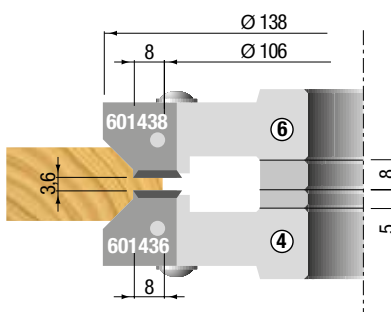
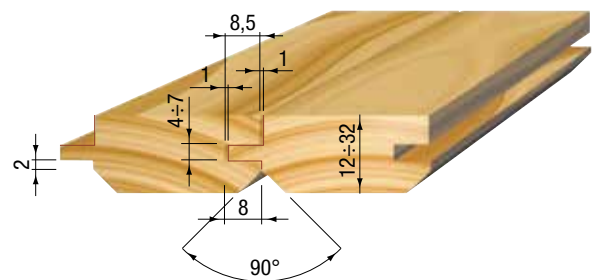
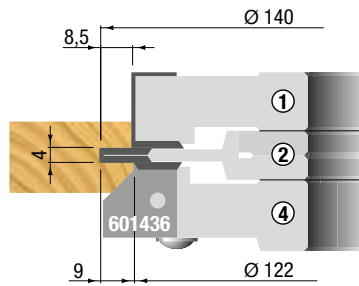
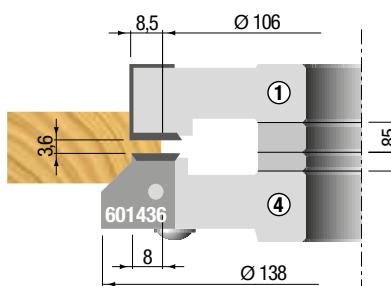
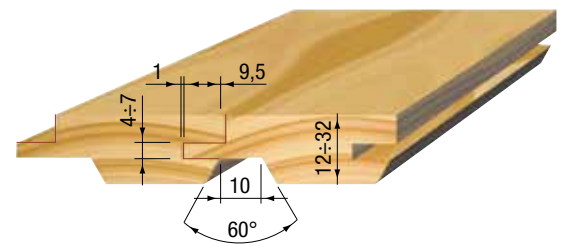
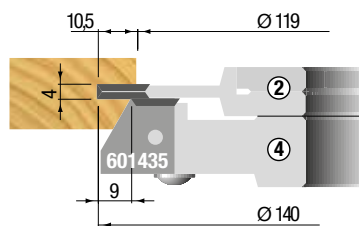
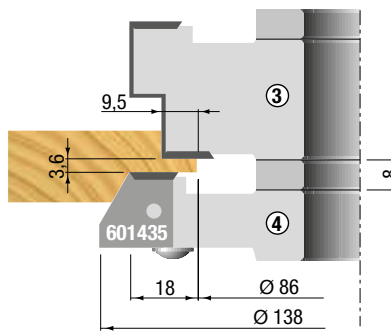
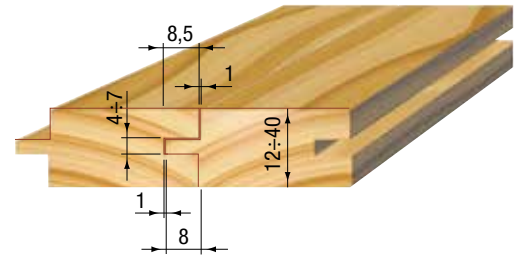
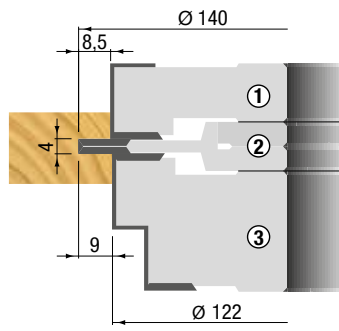
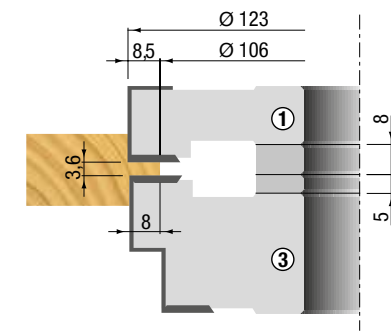
Teste aggiuntive / Extra cutterheads / Zusatzwerkzeuge:								Ricambi / Spare Parts / Ersatzteile						
Ø D [mm]	B [mm]	Ø d [mm]	Z	V	RPM min-max	Art. Nr.	€							
138	20	30÷35	2	2	5500 - 9400	YH121AAM		⑤ YH121AAM	601437	340024	501404	600201	500002	
138	20	30÷35	2	2	5500 - 9400	YH122AAM		⑥ YH122AAM	601438	340024	501404	600201	500002	

SET COMPLETO TOOLING SET KOMPLETT SET



TESTE AGGIUNTIVE EXTRA CUTTERHEADS ZUSATZWERKZEUGE










LIGHT ALLOY BODY

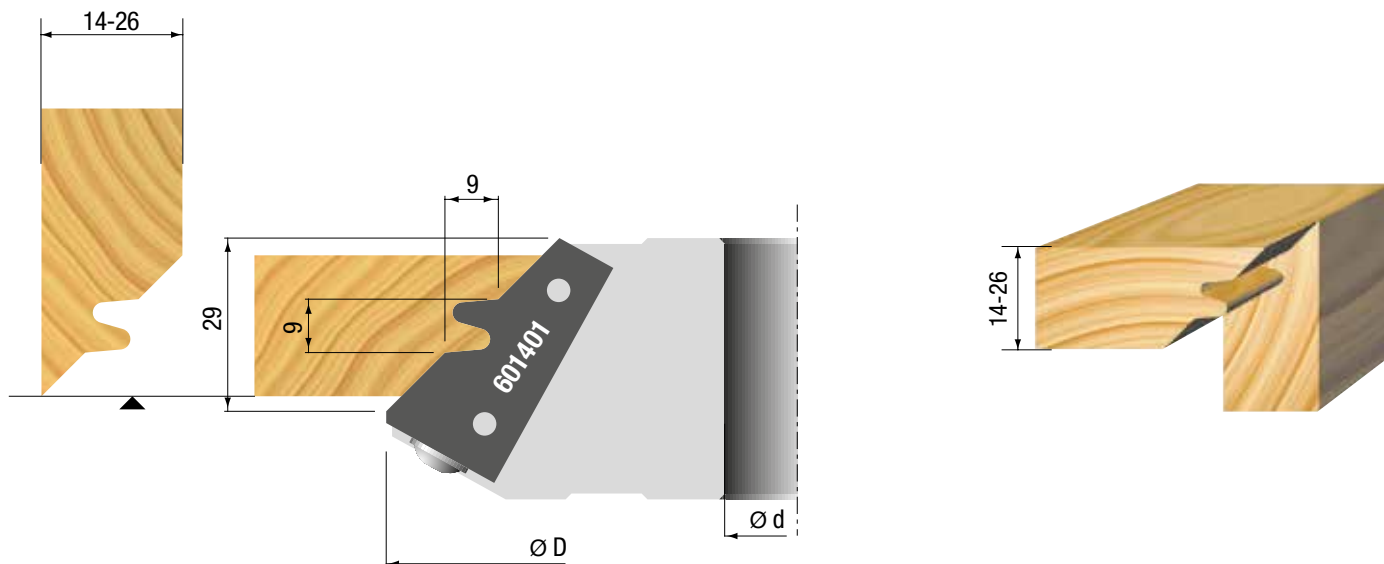
Testa in lega leggera a due taglienti per eseguire giunzioni a 45°. La giunzione si ottiene con due successive lavorazioni: la prima con il legno in fase di lavorazione posto in posizione orizzontale, la seconda con il legno in posizione verticale.

Body in light alloy execution, standard tungsten carbide profiled knives for high precision 45° mitre joints, chip thickness limitation and reduced recoil, suitable for manual feed.

Werkzeugkörper aus hochfestem Aluminium mit Standard-Hartmetall-Profilplatten, für manuellen Vorschub geeignet. Für rechtwinklige Softline-Gehrungseckverbindungen an Korpussen und Rahmen, für Massivholz sowie Plattenwerkstoffe mit Stärken von 14-26 mm hervorragend geeignet.

YH133AAM - YH133BAM								Ricambi / Spare Parts / Ersatzteile		
Ø D [mm]	B [mm]	Ø d [mm]	Z	RPM min-max	Art. Nr.		€			
140	32	30	2	5500 - 9400	YH133AAM030	•		601401	340030	501404
140	32	31,75	2	5500 - 9400	YH133AAM031	•		601401	340030	501404
140	32	35	2	5500 - 9400	YH133AAM035	•		601401	340030	501404
140	32	40	2	5500 - 9400	YH133AAM040	•		601401	340030	501404
150	32	50	2	5100 - 8800	YH133BAM050	•		601401	340030	501404

• Disponibile a magazzino / Ready from stock / Ab Lager lieferbar



TESTA CON COLTELLINI PER GIUNZIONI A 45° 45° MITRE JOINT CUTTERHEAD GEHRUNGSVERLEIMFRÄSER 45°






STEEL BODY

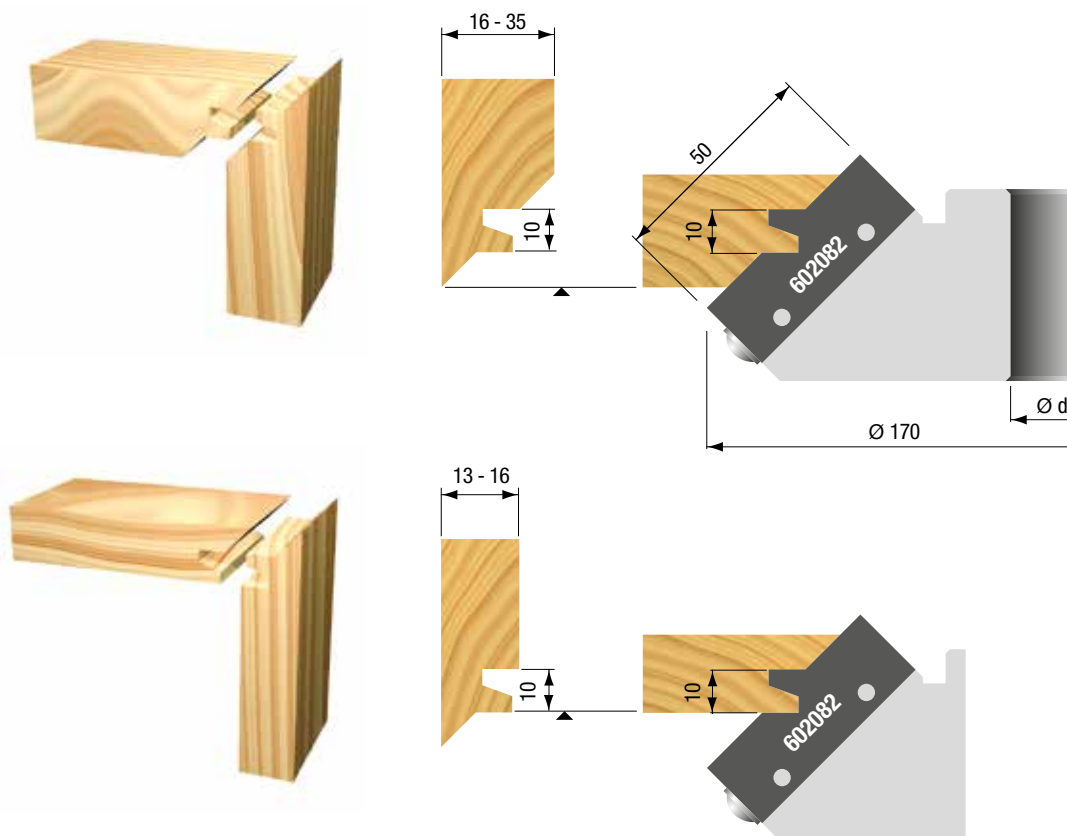
Testa con coltellini in HM per eseguire giunzioni a 45°. Lo spessore legno lavorabile va da un minimo di 13 mm a un massimo di 35 mm. La giunzione si ottiene con due successive lavorazioni: la prima con il legno da lavorare in posizione orizzontale, la seconda con il legno in posizione verticale.

Steel body, standard tungsten carbide profiled knives for high precision 45° mitre joints, chip thickness limitation and reduced recoil, suitable for both manual and mechanical feed.

Werkzeugkörper aus Stahl, mit Standard-Hartmetall-Profilplatten, für manuelle sowie mechanische Vorschübe geeignet. Für selbsthemmende Gehrungseckverbindungen an Korpusse und Rahmen, für Massivholz sowie Plattenwerkstoffe mit Stärken von 13-16 mm.

TH24TM01								Ricambi / Spare Parts / Ersatzteile		
Ø D [mm]	B [mm]	Ø d [mm]	Z	RPM min-max	Art. Nr.		€			
170	50	30	2	4500 - 7700	TH24TM01030	•		602082	350009	502402
170	50	31,75	2	4500 - 7700	TH24TM01031	•		602082	350009	502402
170	50	35	2	4500 - 7700	TH24TM01035	•		602082	350009	502402
170	50	40	2	4500 - 7700	TH24TM01040	•		602082	350009	502402

• Disponibile a magazzino / Ready from stock / Ab Lager lieferbar



TESTE PER GIUNZIONI LUNGO VENA O TRAVERSO VENA CUTTERHEADS FOR ALONG OR ACROSS THE GRAIN JOINTS VERLEIMPROFILFRÄSER



LIGHT ALLOY BODY

Utensile a due taglienti con corpo in lega leggera e coltelli in HM. Adatto per realizzare giunzioni lungo e trasverso vena da 20 a 48 mm e da 26 a 58 mm.

YH152AAM: giunzioni lungo vena. YH156AAM: giunzioni trasverso vena.

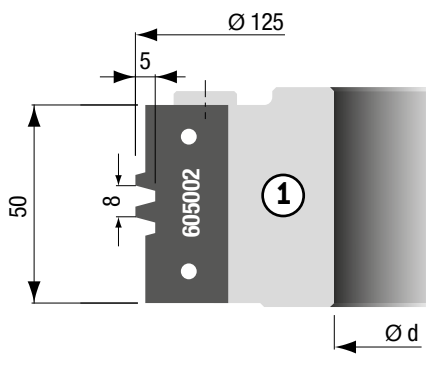
Light alloy body, standard tungsten carbide profiled knives for high precision jointing of hardwood and softwood, chip thickness limitation and reduced recoil, suitable for manual feed. YH152AAM: along the grain joints. YH156AAM: across the grain joints.

Werkzeugkörper aus hochfestem Aluminium, mit Standard-Hartmetall-Profilplatten, für Handvorschub geeignet. Für Verleimverbindungen in Hart- und Weichhölzern mit Holzstärken von 20-48 mm und 26-58 mm. YH152AAM: Längsschnitt. YH156AAM: Querschnitt.

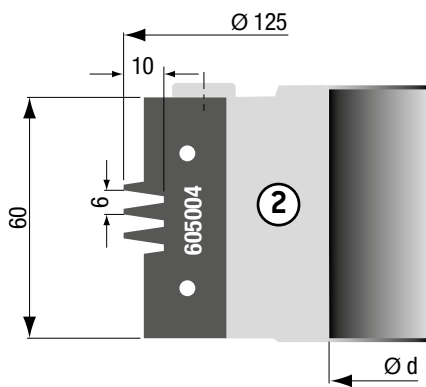
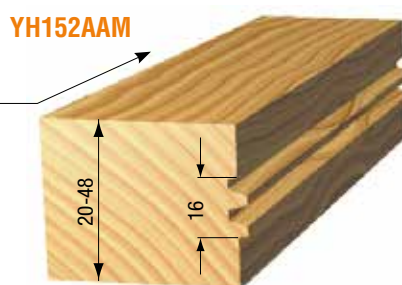


YH152AAM - YH156AAM									Ricambi / Spare Parts / Ersatzteile		
Ø D [mm]	B [mm]	Ø d [mm]	Z	RPM min-max	Type	Art. Nr.		€			
125	50	30	2	6100 - 10600	①	YH152AAM030	•		605002	340011	501403
125	50	31,75	2	6100 - 10600	①	YH152AAM031	•		605002	340011	501403
125	50	35	2	6100 - 10600	①	YH152AAM035	•		605002	340011	501403
125	50	40	2	6100 - 10600	①	YH152AAM040	•		605002	340011	501403
125	50	50	2	6100 - 10600	①	YH152AAM050	•		605002	340011	501403
125	60	30	3	6100 - 10600	②	YH156AAM030	•		605004	340041	501403
125	60	31,75	3	6100 - 10600	②	YH156AAM031	•		605004	340041	501403
125	60	35	3	6100 - 10600	②	YH156AAM035	•		605004	340041	501403
125	60	40	3	6100 - 10600	②	YH156AAM040	•		605004	340041	501403
125	60	50	3	6100 - 10600	②	YH156AAM050	•		605004	340041	501403

• Disponibile a magazzino / Ready from stock / Ab Lager lieferbar



Giunzioni lungo vena
Along the grain joints
Längsschnitt



Giunzioni trasverso vena
Across the grain joints
Querschnitt





STEEL BODY

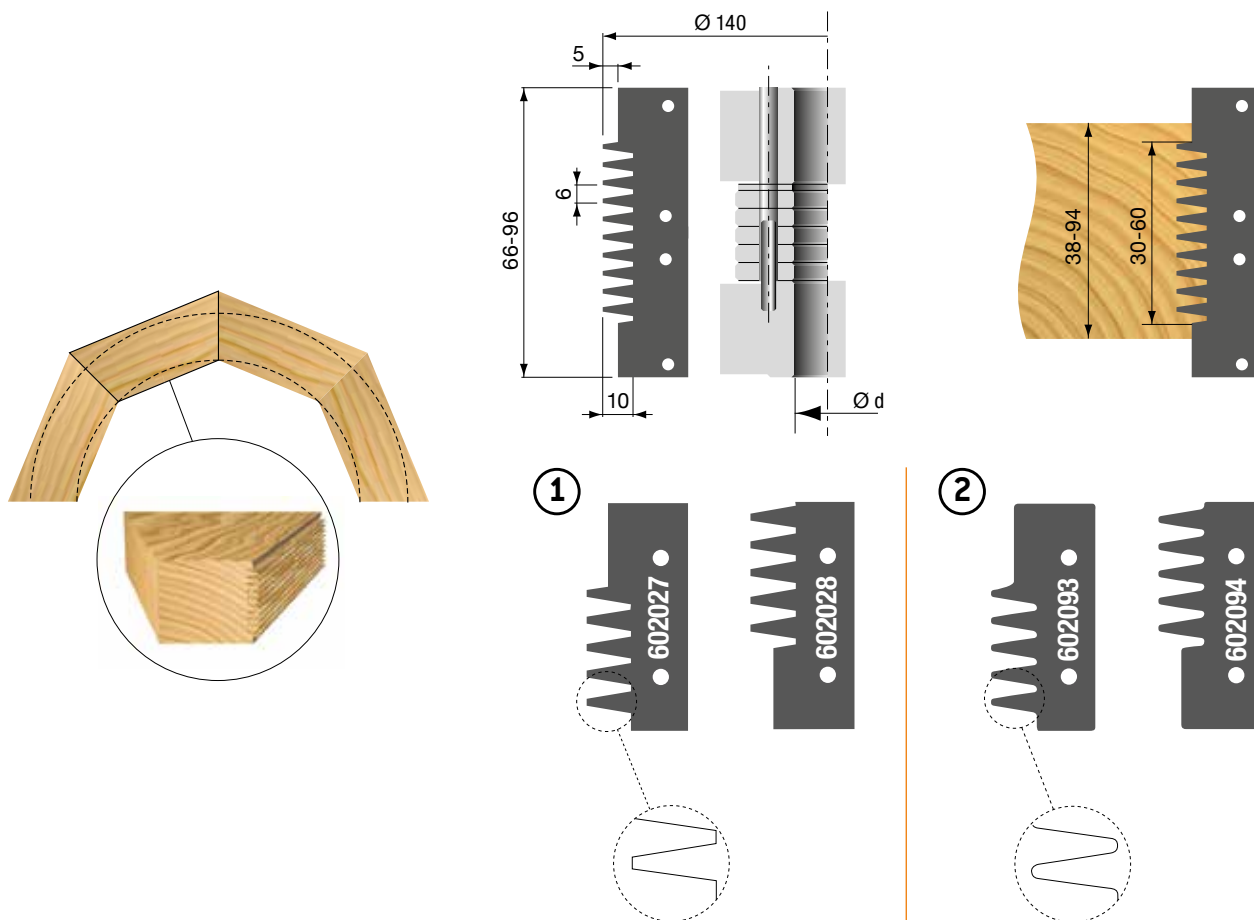
Testa con coltellini in HM a 2 taglienti per eseguire giunzioni di spessore variabile su qualsiasi tipo di legno. Adatta per giunzioni di testa e per giunzioni ad angolo. Utensile idoneo per la realizzazione di profili ad arco, è completo di anelli distanziali.

Steel body, standard tungsten carbide profiled knives for high precision jointing in hardwood and softwood, suitable for end grain and corner joints (windows), for wood thicknesses 38-94 mm, suitable for both manual and mechanical feed.

Zweitelliges Werkzeug aus Stahl. Für Stirnholzverbindungen an Bögen und Fenstern und anderen Leimverbindungen mit großen Holzquerschnitten oder statischer Beanspruchung, für Hart- und Weichhölzer mit Stärken von 38-94 mm.

SH95TM									Ricambi / Spare Parts / Ersatzteile					
Ø D [mm]	B [mm]	Ø d [mm]	Z	RPM min-max	Type	Art. Nr.		€						
140	66 - 96	30	2 + 2	5500 - 9400	①	SH95TM43030	•		602027	602028			340002	501410
140	66 - 96	31,75	2 + 2	5500 - 9400	①	SH95TM43031	•		602027	602028			340002	501410
140	66 - 96	35	2 + 2	5500 - 9400	①	SH95TM43035	•		602027	602028			340002	501410
140	66 - 96	40	2 + 2	5500 - 9400	①	SH95TM43040	•		602027	602028			340002	501410
140	66 - 96	30	2 + 2	5500 - 9400	②	SH95TM42030	•				602093	602094	340002	501410
140	66 - 96	31,75	2 + 2	5500 - 9400	②	SH95TM42031	•				602093	602094	340002	501410
140	66 - 96	35	2 + 2	5500 - 9400	②	SH95TM42035	•				602093	602094	340002	501410
140	66 - 96	40	2 + 2	5500 - 9400	②	SH95TM42040	•				602093	602094	340002	501410

• Disponibile a magazzino / Ready from stock / Ab Lager lieferbar










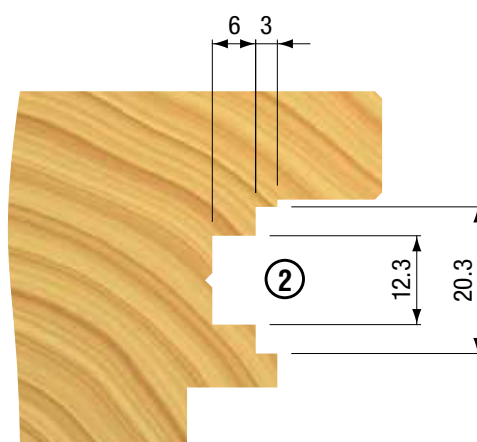
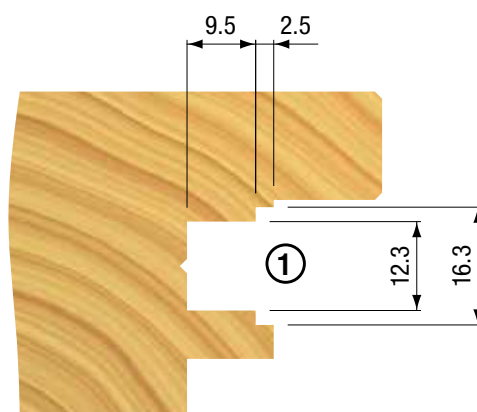
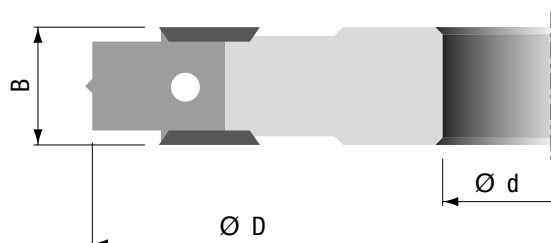
STEEL BODY

Testa con corpo in acciaio e coltellini sagomati in HM per eseguire le sedi della ferramenta sui serramenti.

Steel body, standard tungsten carbide profiled knives for milling hardwood and softwood, chip thickness limitation and reduced recoil, suitable for both manual and mechanical feed.

Werkzeugkörper aus Stahl, mit Standard-Hart-metall-Profilplatten, für manuelle sowie mechanische Vorschübe geeignet. Zum Einfräsen der Getriebeut für Dreh- und Drehkippschläge an Fenstern und Haustüren.

SH04TM									Ricambi / Spare Parts / Ersatzteile				
Ø D [mm]	B [mm]	Ø d [mm]	Z	V	RPM min-max	Type	Art. Nr.	€					
185	16,3	30÷60	2	4	4100 - 7100	①	SH04TM04		601464	350017	502402	600201	500002
173	20,3	30÷60	2	4	4400 - 7500	②	SH04TM05		601465	350005	502402	600201	500002





STEEL BODY

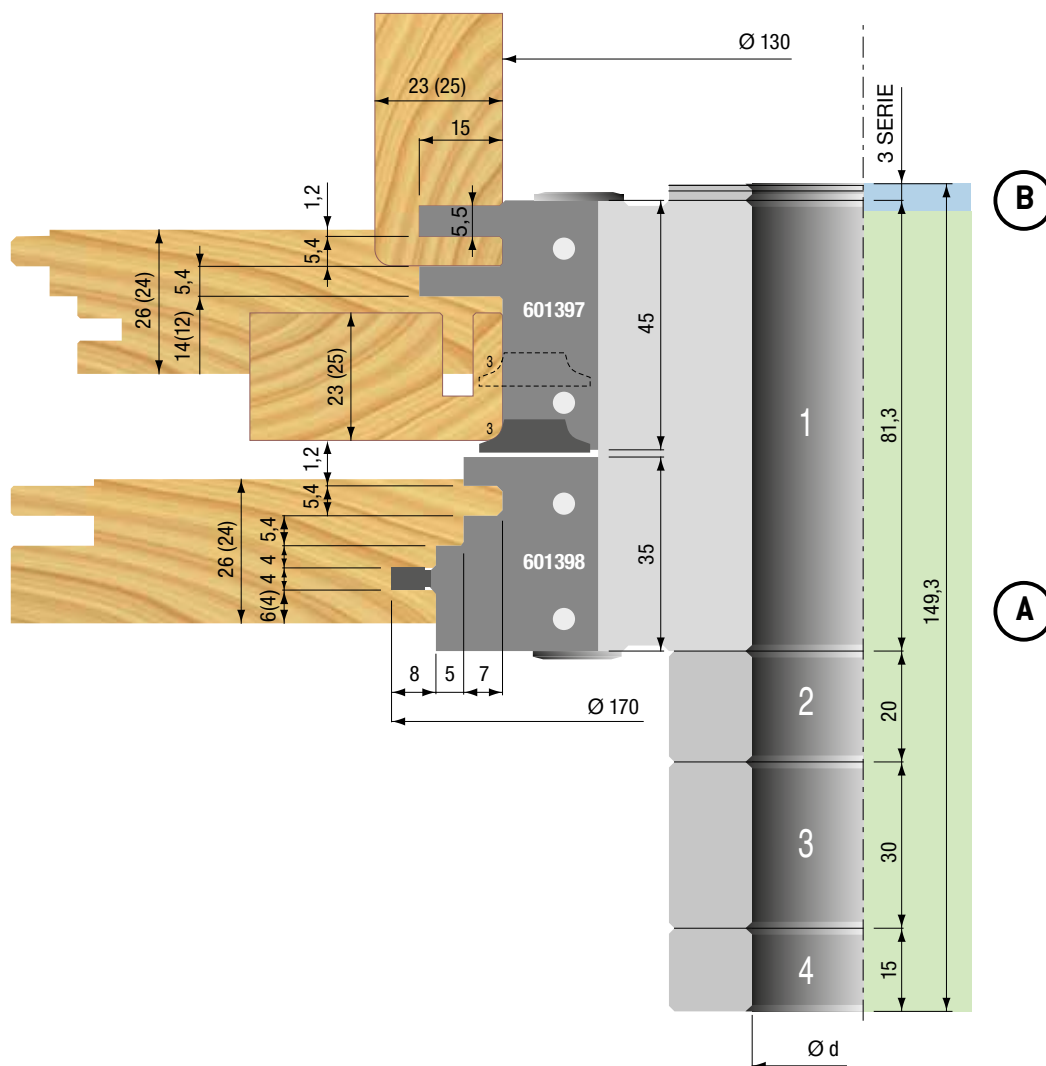
Testa con coltelli in HM corredata di **3 anelli nr. 2-3-4** [Ⓐ] ed una serie di **anelli decimali per un totale di 3 mm di spessore** [Ⓑ] per eseguire 4 diversi profili programmati sui due spessori di legno previsti. La testa viene equipaggiata con il raggiatore R 3 mm, mentre a richiesta possono essere forniti i raggiatori R 1,5 e R 2 e gli spigolatori a 45°.

Cutterhead with HM knives equipped with **3 rings nr. 2-3-4** [Ⓐ] and a series of **decimal rings with 3 mm total thickness** [Ⓑ] to make 4 different profiles programmed on the 2 fixed wood thicknesses. The head is equipped with radius knives R 3 mm, while on request are also supplied radius knives R 1,5 and R 2 and 45° chamfering.

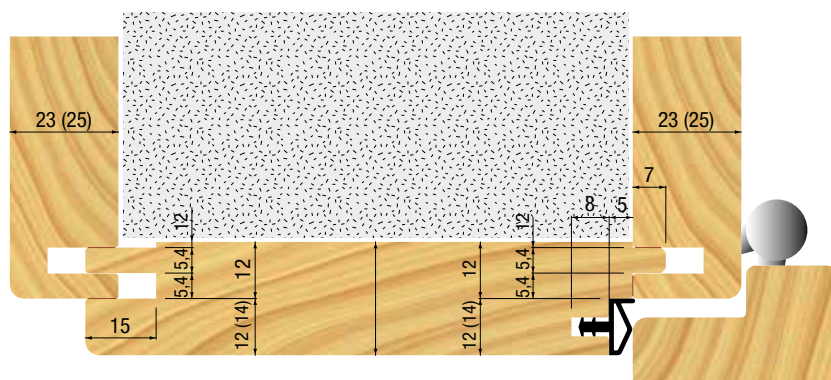
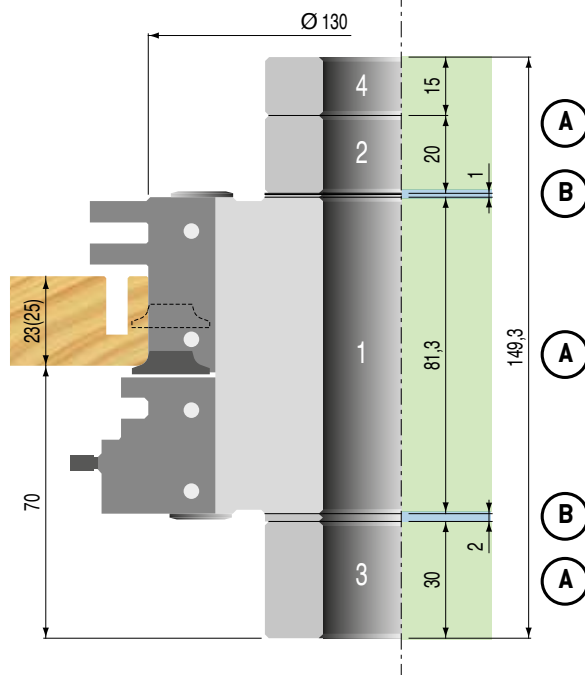
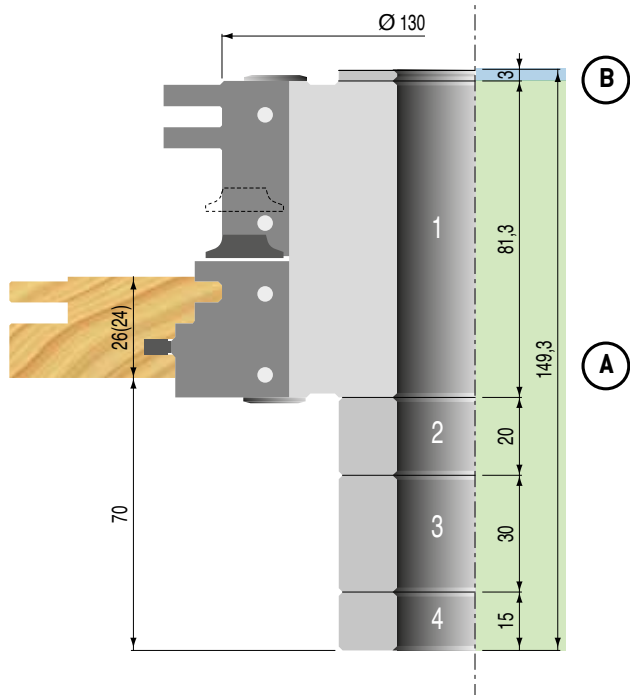
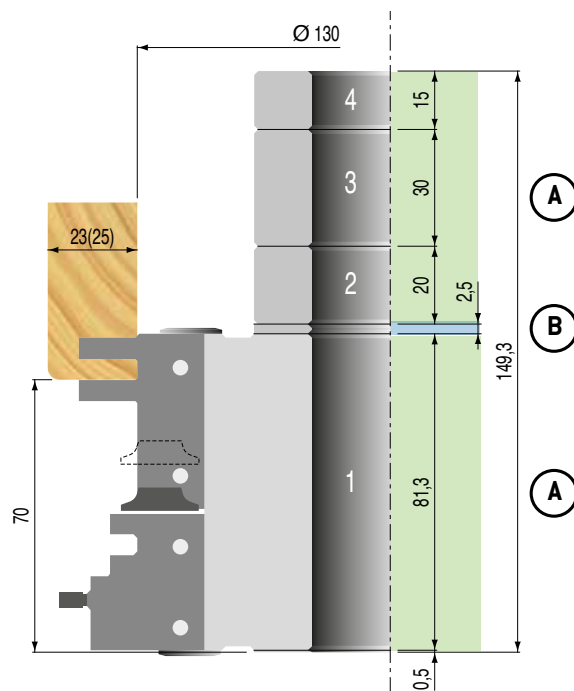
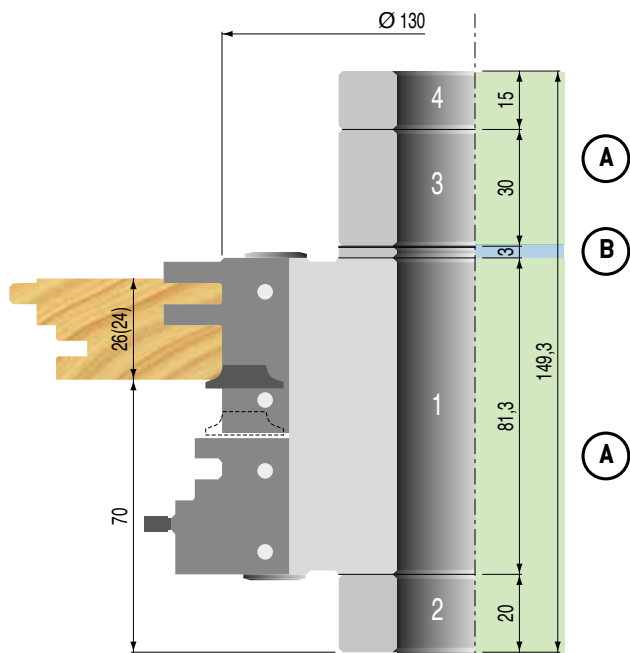
Messerkopf mit HW-Messern bestückt. **Durch die Ringe 2, 3 und 4** [Ⓐ], **sowie einem Satz zehntel Ringen** ist es möglich 4 verschiedene Profile [Ⓑ], sowie zwei Holzstärken zu produzieren. Der Messerkopf ist bestückt mit Messern R 3 Mm, aber auch R 1,5 und R 2, sowie Fase-Messer 45° sind lieferbar.

SH17TM50									Ricambi / Spare Parts / Ersatzteile						
Ø D [mm]	B [mm]	Ø d [mm]	Z	S	I	RPM min-max	Art. Nr.	€							
170	81,3	30	2	2	2	4800 - 8200	SH17TM50030	•	601397	350088	502402	600609	500206		
170	81,3	31,75	2	2	2	4800 - 8200	SH17TM50031	•							
170	81,3	35	2	2	2	4800 - 8200	SH17TM50035	•							
170	81,3	40	2	2	2	4800 - 8200	SH17TM50040	•							
170	81,3	50	2	2	2	4800 - 8200	SH17TM50050	•	601398	350074	502402			600762	500201

• Disponibile a magazzino / Ready from stock / Ab Lager lieferbar



PROGRAMMA TESTE CON COLTELLINI IN HM PER LA REALIZZAZIONE DI TELAI PER PORTE
 CUTTERHEAD PROGRAM WITH REVERSIBLE KNIVES IN HM TO MAKE DOOR FRAMES
 WENDEPLATTEN-FRÄSWERKZEUGE FÜR INNENTÜREN














STEEL BODY

Sistema modulare in acciaio montato su boccia di accoppiamento (anelli distanziatori inclusi) completo di coltelli reversibili in HM con angolo di allineamento assiale per i migliori risultati di fresatura e limitatore di truciolo. Adatto per avanzamento manuale.

Modular tooling system in steel execution mounted on coupling bush, (spacing rings included) standard tungsten carbide reversible knives with axial angle alignment for best milling results, chip thickness limitation and reduced recoil, suitable for manual feed.

Dreiteilige Werkzeug-Garnitur aus Stahl montiert auf Büchse inkl. Distanzringen, Standard HWWendeplattentechnik mit Achswinkel, für optimale Schnittgüte, für manuellen Vorschub geeignet.

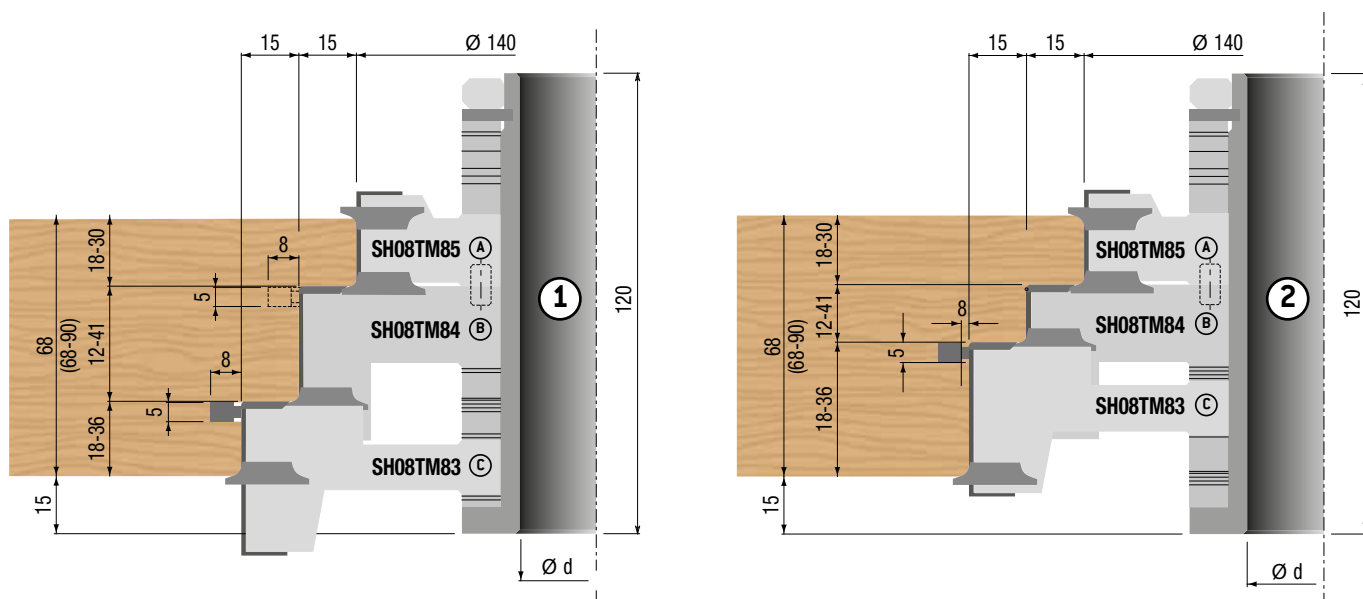
"DUO" SH08TM80									Ricambi / Spare Parts / Ersatzteile												
Ø D [mm]	B [mm]	Ø d [mm]	Z	RPM min-max	Type	Art. Nr.		€													
200	120	30	2	3800 - 6500	①	SH08TM8040030	•		SH08TM85	600005	350051	502402			600610	500203					
200	120	31,75	2	3800 - 6500	①	SH08TM8040031	•											600611	500206		
200	120	35	2	3800 - 6500	①	SH08TM8040035	•							350060							
200	120	40	2	3800 - 6500	①	SH08TM8040040	•														
200	120	50	2	3800 - 6500	①	SH08TM8040050	•														
200	120	30	2	3800 - 6500	②	SH08TM8050030	•		SH08TM84				600763	500211			600208	500002			
200	120	31,75	2	3800 - 6500	②	SH08TM8050031	•							600739	500207						
200	120	35	2	3800 - 6500	②	SH08TM8050035	•														
200	120	40	2	3800 - 6500	②	SH08TM8050040	•		SH08TM83	600011	350060	502402	600763	500211	600611	500206	600208	500003			
200	120	50	2	3800 - 6500	②	SH08TM8050050	•														

• Disponibile a magazzino / Ready from stock / Ab Lager lieferbar

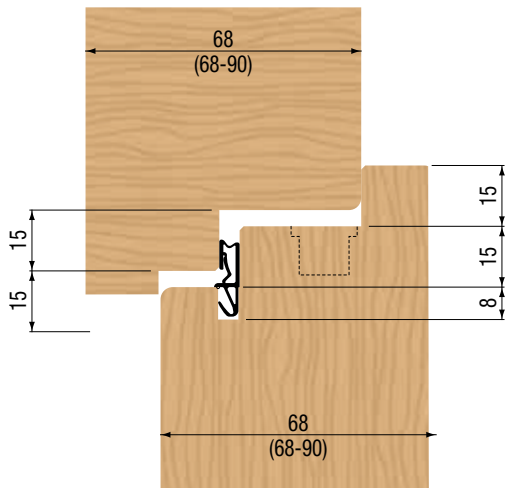
I due Gruppi (1+2) sono disponibili anche in kit che ha codice: **SH08TM8060**

The two groups 1 and 2 are also available in kit with the code: **SH08TM8060**

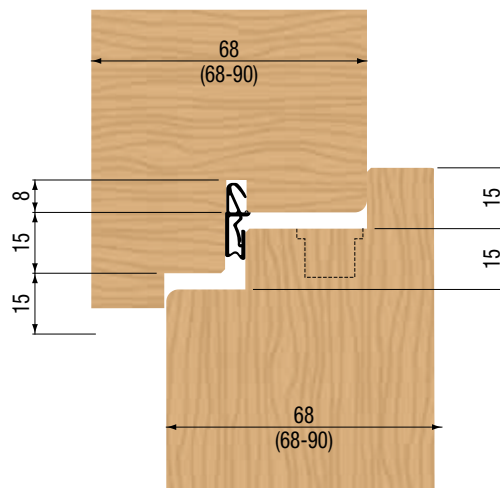
Die beiden Baugruppen (1+2) sind auch als Bausatz mit dem Code: **SH08TM8060** erhältlich



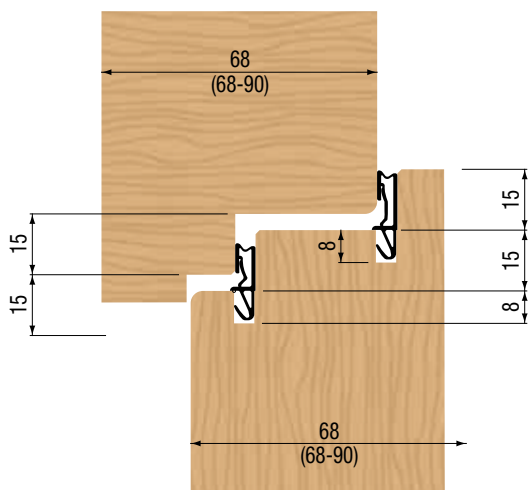
ESECUZIONE CON UNA GUARNIZIONE SULL'ANTA
 EXECUTION WITH A DOOR SEAL
 AUSFÜHRUNG MIT EINER TÜRDICHTUNG



ESECUZIONE CON UNA GUARNIZIONE SU TELAIO
 EXECUTION WITH A FRAME GASKET
 AUSFÜHRUNG MIT EINER RAHMENDICHTUNG

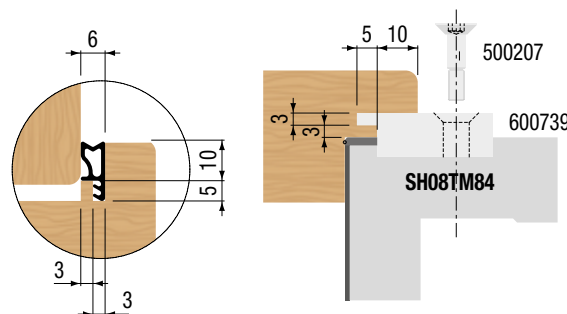
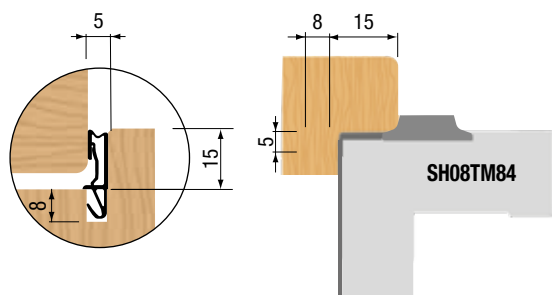
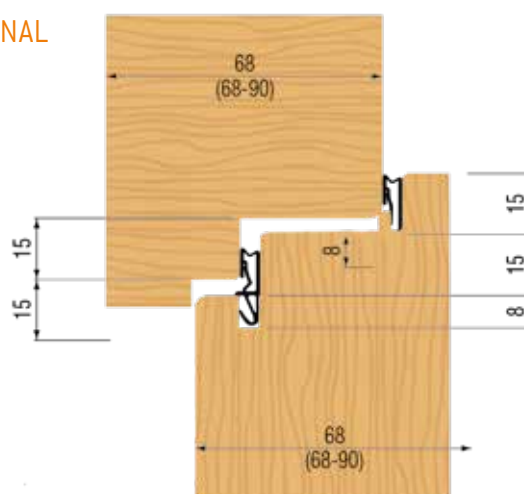


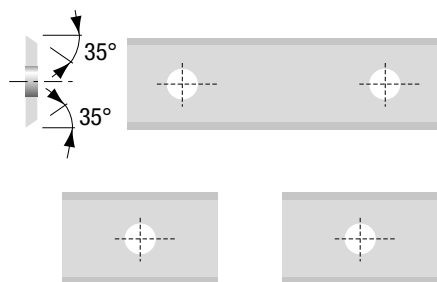
ESECUZIONE CON DUE GUARNIZIONI SULL'ANTA
 EXECUTION WITH TWO DOOR SEALS
 AUSFÜHRUNG MIT ZWEI TÜRDICHTUNGEN



ESECUZIONE CON DUE GUARNIZIONI SULL'ANTA (UNA "STANDARD" E UNA FONOASSORBENTE)
 EXECUTION WITH TWO DOOR SEALS (ONE 'STANDARD' AND ONE SOUND-ABSORBING)
 AUSFÜHRUNG MIT ZWEI TÜRDICHTUNGEN (EINE "NORMALE" UND EINE GERÄUSCHABSORBIERENDE)

OPTIONAL





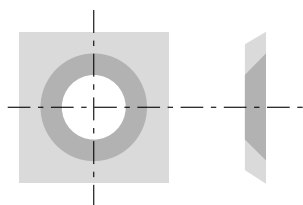
Dimensioni / Dimensions / Abmessungen	Materiali / Materials / Material	Nr. pz./pc./St.	Art. Nr.		€
7,65x12x1,5	HC05	10	600001	•	
12x12x1,5	HC05	10	600002	•	
15x12x1,5	HC05	10	600003	•	
20x12x1,5	HC05	10	600004	•	
24,7x12x1,5	HC05	10	600017	•	
30x12x1,5	HC05	10	600005	•	
40x12x1,5	HC05	10	600011	•	
50x12x1,5	HC05	10	600006	•	
60x12x1,5	HC05	10	600007	•	

* Consigliato per materiali molto duri ed abrasivi: MDF, truciolare, melaminico...

* Suitable for cutting hard materials: MDF, particle board, melamine...

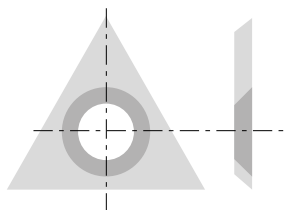
* Geeignet zum Schneiden von harten Materialien: MDF, Spanplatten, Melamin...

RASANTI HM / HM SPURS / HM VORSCHNEIDER



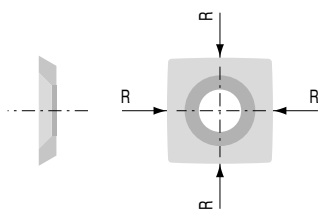
Dimensioni / Dimensions / Abmessungen	Nr. pz./pc./St.	Art. Nr.		€
14x14x1,2	10	600202	•	
14x14x1,7	10	600204	•	
14x14x2,0	10	600201	•	

RASANTI TRIANGOLARI HM / HM TRIANGULAR SPURS / HM VORSCHNEIDER



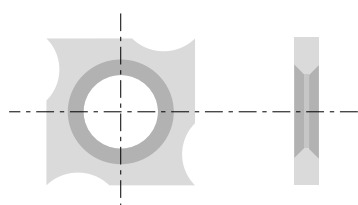
Dimensioni / Dimensions / Abmessungen	Nr. pz./pc./St.	Art. Nr.		€
22x19x2,0	10	600205	•	

COLTELLO PER TESTE A SVILUPPO ELICOIDALE HM / HM KNIFE FOR HELICAL CUTTERHEADS HM ERSATZMESSER FÜR SPIRALFÜGEFRÄSER



Dimensioni / Dimensions / Abmessungen	Nr. pz./pc./St.	Art. Nr.		€
15x15x2,5	10	600207	•	

COLTELLI HM / HM KNIVES / HM MESSER FÜR NUTFRÄSER BIS 8 MM SCHNITTBREITE



Dimensioni / Dimensions / Abmessungen	Nr. pz./pc./St.	Art. Nr.		€
18x18x1,95	10	600301	•	
18x18x2,45	10	600302	•	



YOUR STORIES, OUR BLADES






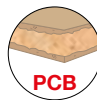





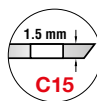
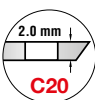










/02

INDUSTRIAL LINE

Utensili per macchine scorniatrici e finger joint
Tooling line for moulding and finger joint machines
Werkzeuglinie für Kehlautomaten und Keilzinkenanlagen

Legenda dei Simboli / Explanations of Symbols / Legende

MATERIALE / MATERIAL / WERKSTOFF		
 <p>Legno Generico Generic wood Holz allgemein</p>	 <p>Legno Tenero Light Wood Weiches Holz</p>	 <p>Legno Duro Hard Wood Hartes Holz</p>
 <p>Legno lungo vena Long grain wood Langfaseriges Holz</p>	 <p>Legno traverso vena Cross grain wood Quer gemasertes Holz</p>	 <p>Truciolare / MDF Particle board / MDF Spanplatte / MDF</p>
CARATTERISTICHE / FEATURES / EIGENSCHAFTEN		
 <p>Manuale Manual Manuell</p>	 <p>Meccanico Mechanic Mechanisch</p>	 <p>Utensile con lega leggera Light-alloy tool Leichtmetall Werkzeug</p>
 <p>Coltello in HSS HSS Knife HSS-Messer</p>	 <p>Coltello in HM HM Knife HM/HW-Messer</p>	 <p>Coltello 1,5 mm 1,5 mm Knife 1,5 mm Messer</p>
 <p>Coltello 2 mm 2 mm Knife 2 mm Messer</p>	 <p>PLANNEX Coltello 2,2 mm 2,2 mm Knife 2,2 mm Messer</p>	 <p>Coltello 3 mm 3 mm Knife 3 mm Messer</p>
 <p>Angolo assiale Axial Angle Axialwinkel</p>	 <p>Boccola Hydro Hydraulic centering Hydrobüchse</p>	 <p>Attacco HSK HSK Connection Hydraulische Zentrierung</p>
 <p>Accessori Accessories Zubehör</p>	 <p>Adattabile per CNC OK for CNC Geeignet für CNC</p>	 <p>Chiave inclusa Keyway included Inklusive Keilnut</p>
<p>STEEL BODY</p> <p>LIGHT ALLOY BODY</p>		

- Tutte le dimensioni sono in [mm]
All the dimensions are in [mm]
Alle Angaben in [mm]

<p>TP10FC</p>  <p>p. 58</p>	<p>TP20FA</p>  <p>p. 59</p>	<p>CT10SS CT040M</p>  <p>p. 60</p>	<p>CP010SS CP040M</p>  <p>p. 61</p>	<p>"PLANNEX" TH73FS</p>  <p>p. 62</p>
<p>"PLANNEX" TH73PL</p>  <p>NEW</p> <p>p. 63</p>	<p>"PLANNEX" TH78FS</p>  <p>p. 64</p>	<p>TH75FM</p>  <p>p. 66</p>	<p>TS03FC</p>  <p>p. 67</p>	<p>CT050S</p>  <p>p. 68</p>
<p>TS03PL POWER LOCK®</p>  <p>NEW</p> <p>p. 69</p>	<p>TY10FB</p>  <p>p. 70</p>	<p>TY11FB</p>  <p>p. 72</p>	<p>TY30FB</p>  <p>p. 74</p>	<p>TY31FB</p>  <p>p. 76</p>
<p>TH74FA TH74FM</p>  <p>p. 80</p>	<p>TH72FA TH72FM</p>  <p>p. 81</p>	<p>TH72PL POWER LOCK®</p>  <p>NEW</p> <p>p. 82</p>	<p>TG05FC</p>  <p>p. 83</p>	<p>CGMZ0</p>  <p>p. 84</p>
<p>"JOINTEX" TG06FC</p>  <p>p. 87</p>	<p>TG25FM</p>  <p>p. 88</p>	<p>TAL2FM</p>  <p>p. 91</p>	<p>STR1FM</p>  <p>p. 92</p>	<p>TH34FM</p>  <p>p. 93</p>
<p>TH20FM</p>  <p>p. 95</p>				

TESTA PIALLA CON CORPO IN ACCIAIO PLANING HEAD WITH STEEL BODY HOBELKOPF AUS STAHL



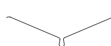




STEEL BODY

Testa portacoltelli a 4 taglienti equipaggiata con coltelli pialla in HSS. Corpo in acciaio ad alta resistenza, coltelli da 3 mm di spessore per 30 di altezza. Il posizionamento dei coltelli viene effettuato mediante l'apposito calibro. La testa può essere equipaggiata anche con coltelli con riporti in HM.

High tensile steel tool body fitted with four HSS planing knives. Positioning of the 30x3 mm regrindable knives with appropriate gauge. Tool fitting with Tungsten Carbide planing knives on request.

Werkzeugkörper aus Stahl, bestückt mit vier gerade liegenden, nachschleifbaren HSS Messern 30x3 mm, Druckfederspannung, Messerpositionierung mittels Einstelllehre. Werkzeugbestückung mit Hartmetallmessern auf Anfrage, für mechanische Vorschübe.

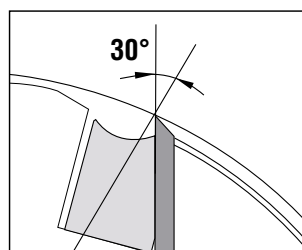
TP10FC								Ricambi / Spare Parts / Ersatzteile				
Ø D [mm]	B [mm]	Ø d [mm]	Z	RPM min-max	Art. Nr.		€					
125	80	40÷50	4	9000	TP10FC21			CT010SS02	311007	501602	501309	400004
125	100	40	4	9000	TP10FC22040	•		CT010SS03	311009	501602	501309	400004
125	100	50	4	9000	TP10FC22050	•		CT010SS03	311009	501602	501309	400004
125	120	40	4	9000	TP10FC23040	•		CT010SS04	311011	501602	501309	400004
125	120	50	4	9000	TP10FC23050	•		CT010SS04	311011	501602	501309	400004
125	130	40	4	9000	TP10FC24040	•		CT010SS05	311012	501602	501309	400004
125	130	50	4	9000	TP10FC24050	•		CT010SS05	311012	501602	501309	400004
125	150	40	4	9000	TP10FC25040	•		CT010SS07	311014	501602	501309	400004
125	150	50	4	9000	TP10FC25050	•		CT010SS07	311014	501602	501309	400004
125	160	40÷50	4	9000	TP10FC32			CT010SS08	311015	501602	501309	400004
125	170	40÷50	4	9000	TP10FC26			CT010SS09	311016	501602	501309	400004
125	180	40	4	9000	TP10FC27040	•		CT010SS10	311017	501602	501309	400004
125	180	50	4	9000	TP10FC27050	•		CT010SS10	311017	501602	501309	400004
125	190	40÷50	4	9000	TP10FC28			CT010SS11	311018	501602	501309	400004
125	210	40÷50	4	9000	TP10FC29			CT010SS30	311020	501602	501309	400004
125	230	40	4	9000	TP10FC30040	•		CT010SS13	311022	501602	501309	400004
125	230	50	4	9000	TP10FC30050	•		CT010SS13	311022	501602	501309	400004
125	240	40÷50	4	9000	TP10FC31			CT010SS31	311023	501602	501309	400004
125	250	40÷50	4	9000	TP10FC33			CT010SS14	311024	501602	501309	400004

• Disponibile a magazzino / Ready from stock / Ab Lager lieferbar

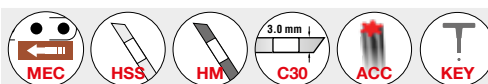
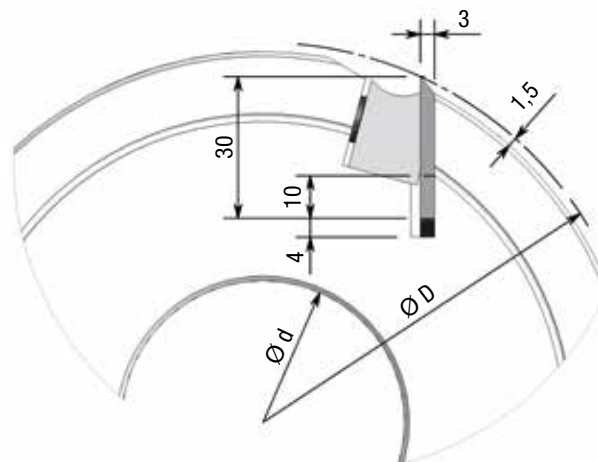
Possiamo fornire altre dimensioni, a richiesta, con lunghezza fino ai 310 mm.

We can supply other dimensions on request, with lengths up to 310 mm.

Auf Anfrage können wir auch andere Abmessungen mit Längen bis zu 310 mm liefern.



Angoli di taglio
Rake angles
Spanwilken
30°



TESTA PIALLA CON CORPO IN LEGA LEGGERA PLANING HEAD WITH LIGHT ALLOY BODY HOBELKOPF AUS HOCHFESTEM ALUMINIUM





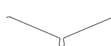


LIGHT ALLOY BODY

Testa portacoltelli a 4 taglienti equipaggiata con coltelli pialla in HSS. L'utensile presenta il corpo in lega leggera e viene equipaggiato con coltelli da 3 mm di spessore per 30 mm di altezza. Il posizionamento dei coltelli viene eseguito mediante l'apposito calibro. La testa può essere equipaggiata anche con coltelli con riporti in HM.

Light alloy tool body fitted with four HSS planing knives. Positioning of the 30x3 mm regrindable knives with appropriate gauge. Tool fitted with Tungsten Carbide planing knives on request.

Werkzeugkörper aus hochfestem Aluminium, bestückt mit vier gerade liegenden, nachschleifbaren HSS Messern 30x3 mm, Druckfederspannung, Messerpositionierung mittels Einstellehre.

Werkzeugbestückung mit Hartmetallmessern auf Anfrage, für mechanische Vorschübe.

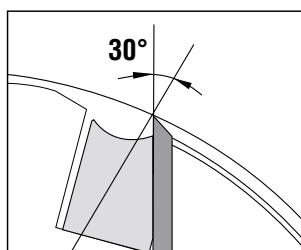
TP20FA								Ricambi / Spare Parts / Ersatzteile				
Ø D [mm]	B [mm]	Ø d [mm]	Z	RPM min-max	Art. Nr.		€					
125	80	40÷50	4	9000	TP20FA07			CT010SS02	311007	501602	501309	400004
125	100	40÷50	4	9000	TP20FA08			CT010SS03	311009	501602	501309	400004
125	120	40÷50	4	9000	TP20FA01			CT010SS04	311011	501602	501309	400004
125	130	40	4	9000	TP20FA02040	•		CT010SS05	311012	501602	501309	400004
125	130	50	4	9000	TP20FA02050	•		CT010SS05	311012	501602	501309	400004
125	150	40÷50	4	9000	TP20FA03			CT010SS07	311014	501602	501309	400004
125	160	40÷50	4	9000	TP20FA11			CT010SS08	311015	501602	501309	400004
125	180	40÷50	4	9000	TP20FA04			CT010SS10	311017	501602	501309	400004
125	190	40÷50	4	9000	TP20FA09			CT010SS11	311018	501602	501309	400004
125	230	40	4	9000	TP20FA05040	•		CT010SS13	311022	501602	501309	400004
125	230	50	4	9000	TP20FA05050	•		CT010SS13	311022	501602	501309	400004
125	240	40÷50	4	9000	TP20FA10			CT010SS31	311023	501602	501309	400004
125	250	40÷50	4	9000	TP20FA12			CT010SS14	311024	501602	501309	400004

• Disponibile a magazzino / Ready from stock / Ab Lager lieferbar

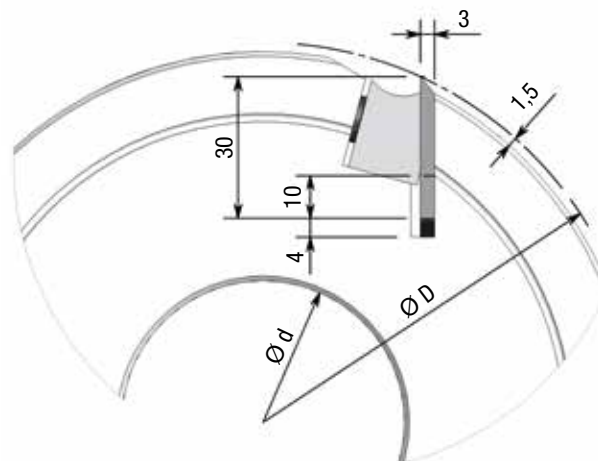
Tutte le altre dimensioni sono disponibili su richiesta. Possiamo fornire altre dimensioni fino a 310 mm di lunghezza.

All other dimensions on request. Cutting widths up to 310 mm possible.

Andere Abmessungen auf Anfrage. Hobelbreiten bis 310 mm lieferbar.



Angoli di taglio
Rake angles
Spanwilken
30°





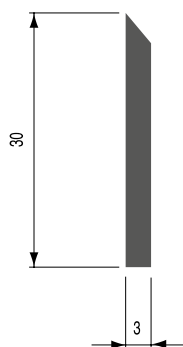
Coltelli pialla di due qualità: HSS per legni teneri, resinosi e di media durezza. Coltelli con riporti in HM per legni sabbiosi, duri e composti. Dimensioni: altezza 30 mm, spessore 3 mm.

Planing knives in quality HSS or Tungsten Carbide tipped, height 30 mm and thickness 3 mm.

Streifenhobelmesser in Qualität HSS oder Hartmetall (HW) bestückt, Messerhöhe 30 mm, Messerdicke 3 mm, Schneide allseitig geschliffen und geläppt.

HSS
KNIVES

HW
INSERTS



Altezza del coltello
Knife height
Messerhöhe:
30 mm

CT010SS HSS				
L [mm]	Art. Nr.	Nr. pz./pc./St.		€/pcs.
60	CT010SS01	2	•	
80	CT010SS02	2	•	
100	CT010SS03	2	•	
120	CT010SS04	2	•	
130	CT010SS05	2	•	
140	CT010SS06	2		
150	CT010SS07	2	•	
160	CT010SS08	2		
170	CT010SS09	2		
180	CT010SS10	2	•	
190	CT010SS11	2	•	
200	CT010SS12	2		
210	CT010SS30	2		
230	CT010SS13	2	•	
240	CT010SS31	2		
250	CT010SS14	2		
260	CT010SS35	2		
300	CT010SS15	2	•	
310	CT010SS37	2		
350	CT010SS16	2	•	
400	CT010SS17	2		
410	CT010SS18	2		
500	CT010SS19	2		
510	CT010SS20	2	•	
520	CT010SS21	2	•	
530	CT010SS22	2		
600	CT010SS23	2		
610	CT010SS24	2	•	
630	CT010SS25	2		
640	CT010SS26	2		
710	CT010SS27	2		
810	CT010SS28	2		
1050	CT010SS29	2		
1080	CT010SS39	2	•	

CT040M HM				
L [mm]	Art. Nr.	Nr. pz./pc./St.		€/pcs.
60	CT040M01	2		
80	CT040M02	2		
100	CT040M03	2		
120	CT040M04	2		
130	CT040M05	2		
140	CT040M06	2		
150	CT040M07	2		
160	CT040M08	2		
170	CT040M09	2		
180	CT040M10	2		
190	CT040M11	2		
200	CT040M12	2		
210	CT040M30	2		
230	CT040M13	2		
240	CT040M31	2		
250	CT040M14	2		
260	CT040M35	2		
300	CT040M15	2		
310	CT040M37	2		
350	CT040M16	2		
400	CT040M17	2		
410	CT040M18	2		
500	CT040M19	2		
510	CT040M20	2		
520	CT040M21	2		
530	CT040M22	2		
600	CT040M23	2		
610	CT040M24	2		
630	CT040M25	2		
640	CT040M26	2		
710	CT040M27	2		
810	CT040M28	2		
1010	CT040M29	2		
1050	CT040M39	2		

• Disponibile a magazzino / Ready from stock / Ab Lager lieferbar



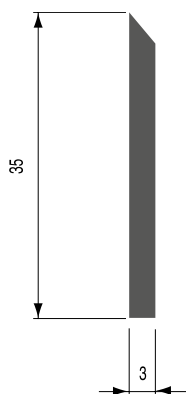
Coltelli pialla di due qualità: HSS per legni teneri, resinosi e di media durezza. Coltelli con riporti in HM per legni sabbiosi, duri e composti. Dimensioni: altezza 35 mm, spessore 3 mm.

Planing knives in quality HSS or Tungsten Carbide tipped, height 35 mm and thickness 3 mm.

Streifenhobelmesser in Qualität HSS oder Hartmetall (HW) bestückt, Messerhöhe 35 mm, Messerdicke 3 mm, Schneide allseitig geschliffen und geläppt.

HSS
KNIVES

HW
INSERTS



Altezza del coltello
Knife height
Messerhöhe:
35 mm

CP010SS HSS				
L [mm]	Art. Nr.	Nr. pz./pc./St.		€/pcs.
150	CP010SS01	2		
160	CP010SS02	2		
180	CP010SS03	2		
200	CP010SS04	2		
210	CP010SS05	2		
230	CP010SS06	2		
240	CP010SS29	2		
250	CP010SS07	2		
260	CP010SS08	2		
300	CP010SS09	2		
310	CP010SS10	2		
350	CP010SS11	2		
400	CP010SS12	2	•	
410	CP010SS13	2	•	
450	CP010SS14	2		
460	CP010SS15	2		
500	CP010SS16	2	•	
510	CP010SS17	2	•	
520	CP010SS18	2	•	
530	CP010SS19	2	•	
550	CP010SS20	2		
600	CP010SS21	2		
610	CP010SS22	2		
630	CP010SS23	2	•	
640	CP010SS24	2		
680	CP010SS25	2		
710	CP010SS26	2		
810	CP010SS27	2		
1050	CP010SS28	2		
1080	CP010SS38	2	•	

CP040M HM				
L [mm]	Art. Nr.	Nr. pz./pc./St.		€/pcs.
150	CP040M01	2		
160	CP040M02	2		
180	CP040M03	2		
200	CP040M04	2		
210	CP040M05	2		
230	CP040M06	2		
240	CP040M29	2		
250	CP040M07	2		
260	CP040M08	2		
300	CP040M09	2		
310	CP040M10	2		
350	CP040M11	2		
400	CP040M12	2		
410	CP040M13	2		
450	CP040M14	2		
460	CP040M15	2		
500	CP040M16	2		
510	CP040M17	2		
520	CP040M18	2		
530	CP040M19	2		
550	CP040M20	2		
600	CP040M21	2		
610	CP040M22	2		
630	CP040M23	2		
640	CP040M24	2		
680	CP040M25	2		
710	CP040M26	2		
810	CP040M27	2		
1010	CP040M28	2		
1050	CP040M38	2		

• Disponibile a magazzino / Ready from stock / Ab Lager lieferbar



LIGHT ALLOY BODY







ADATTO PER
 SUITABLE FOR
 GEEIGNET FÜR
CNC

Testa a piallare con corpo in lega leggera (acciaio su richiesta) con coltelli reversibili intercambiabili adatta per lavorare su scorniciatrici e profilatrici automatiche. Il brevettato bloccaggio centrifugo consente la sostituzione rapida e precisa dei coltelli. L'utensile può montare indifferentemente coltelli in acciaio HSS o in HM integrale. Equipaggiamento standard con coltelli in acciaio HSS. I coltelli in HM devono essere ordinati separatamente. Serraggio Hydro a richiesta.

Planing cutterhead in light alloy execution (steel on request) fitted with HSS planing knives, solid carbide knives can be obtained in addition used in planing and moulding machines. Patented centrifugal clamping system for fast, precise and comfortable knife exchange, further dimensions on request, suitable for mechanical feed. Execution with Hydro clamping on request.

Hochleistungs-Hobelkopf mit zweiseitig schneidenden Messern und patentierter Flieh-kraftspannung für schnellen und präzisen Messerwechsel. Einsatz auf Hobel- und Profil-fräsmaschinen sowie CNC. Werkzeugkörper aus hochfestem Aluminium (Stahl auf Anfrage), Standardausführung mit HSS-Messern, Einsatz von HW-Messern möglich, für mechanische Vorschübe geeignet. Hydro Spannung auf Anfrage.

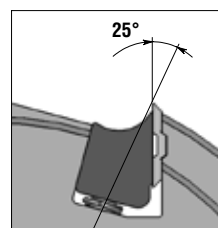
"PLANEX" TH73FS							Ricambi / Spare Parts / Ersatzteile			
Ø D [mm]	B [mm]	Ø d [mm]	Z	RPM min-max	Art. Nr.	€				
100	100	40	2	12500	TH73FS01040		CT080S02	371002	501701	400003
100	170	40	2	12500	TH73FS02040		CT080S07	371007	501701	400003
100	180	40	2	12500	TH73FS03040		CT080S08	371008	501701	400003
100	100	40	4	12500	TH73FS04040		CT080S02	371002	501701	400003
100	170	40	4	12500	TH73FS05040		CT080S07	371007	501701	400003
100	180	40	4	12500	TH73FS06040		CT080S08	371008	501701	400003
120	120	40÷50	4	10500	TH73FS07		CT080S03	371003	501701	400003
120	140	40÷50	4	10500	TH73FS08		CT080S05	371005	501701	400003
120	180	40÷50	4	10500	TH73FS09		CT080S08	371008	501701	400003
120	220	40÷50	4	10500	TH73FS10		CT080S10	371013	501701	400003
120	230	40÷50	4	10500	TH73FS11		CT080S11	371011	501701	400003
125	80	40÷50	4	10000	TH73FS12		CT080S01	371001	501701	400003
125	100	40÷50	4	10000	TH73FS13		CT080S02	371002	501701	400003
125	120	40÷50	4	10000	TH73FS14		CT080S03	371003	501701	400003
125	130	40	4	10000	TH73FS15040	•	CT080S04	371004	501701	400003
125	130	50	4	10000	TH73FS15050	•	CT080S04	371004	501701	400003
125	150	40÷50	4	10000	TH73FS16		CT080S06	371006	501701	400003
125	160	40÷50	4	10000	TH73FS26		CT080S14	371014	501701	400003
125	170	40÷50	4	10000	TH73FS17		CT080S07	371007	501701	400003
125	180	40÷50	4	10000	TH73FS18		CT080S08	371008	501701	400003
125	190	40÷50	4	10000	TH73FS19		CT080S09	371009	501701	400003
125	230	40	4	10000	TH73FS20040	•	CT080S11	371011	501701	400003
125	230	50	4	10000	TH73FS20050	•	CT080S11	371011	501701	400003
125	240	40	4	10000	TH73FS21040	•	CT080S12	371012	501701	400003
125	240	50	4	10000	TH73FS21050	•	CT080S12	371012	501701	400003
125	250	40÷50	4	10000	TH73FS28		CT080S15	371015	501701	400003
140	80	40÷50	4	9000	TH73FS22		CT080S01	371001	501701	400003
140	130	40÷50	4	9000	TH73FS23		CT080S04	371004	501701	400003
140	160	40÷50	4	9000	TH73FS27		CT080S14	371014	501701	400003
140	180	40÷50	4	9000	TH73FS24		CT080S08	371008	501701	400003
140	230	40÷50	4	9000	TH73FS25		CT080S11	371011	501701	400003
140	250	40÷50	4	9000	TH73FS29		CT080S15	371015	501701	400003

• Disponibile a magazzino / Ready from stock / Ab Lager lieferbar

Possiamo fornire altre dimensioni, a richiesta, con lunghezza fino ai 310 mm. Coltelli pialla in HSS inclusi.

We can supply other dimensions on request, with lengths up to 310 mm. HSS planer knives included.

Auf Anfrage können wir auch andere Abmessungen mit Längen bis zu 310 mm liefern. Hobelbreiten bis 310 mm lieferbar.



Angoli di taglio
 Rake angles
 Spanwilken
25°









STEEL BODY

Testa pialla con corpo in acciaio solidale all'attacco HSK 85 per RPM 12000. È equipaggiata con 2 coltelli (4 opzionali) con cambio rapido e consente lavorazioni di piallatura su legni teneri, duri, truciolari e composti. Il brevettato bloccaggio centrifugo consente la sostituzione rapida e precisa dei coltelli. L'utensile può montare indifferentemente coltelli in acciaio HS o in HW. Equipaggiamento standard con coltelli in acciaio HS. I coltelli in HW devono essere ordinati separatamente. Per un regime di rotazione di 8000 RPM, l'utensile è costruito con corpo in lega leggera e montato su un opportuno attacco HSK 85.

Planing cutterhead with body in light alloy with "PowerLock"® chuck. It is equipped with 2 or 4 reversible interchangeable knives suitable for soft and hard wood, plywood and composites. The patented centrifugal fixing system allows for fast and precise tool change. The tool may fit o knives in HS or solid HW. The planing cutterheads are equipped with HS steel knives. HW knives are available on request.

Hobelkopf mit Werkzeugkörper aus Leicht metall und zweiseitig schneidenden Messern zum Bearbeiten von weichen und harten Hölzern, Span- und Schichthölzern. Die patentierte Fliehkraftspannung mit Powerlock-Schaft® ermöglicht einen schnellen und genauen Messerwechsel. Es können HS- oder Hartmetallmesser eingesetzt werden. Standardzubehör mit HS-Messern. HW-Messer müssen gesondert bzw. zusätzlich bestellt werden.

"PLANNEX" TH73PL POWER LOCK®										Ricambi / Spare Parts / Ersatzteile			
Ø D [mm]	B [mm]	Z	RPM min-max	Rotazione Rotation Lauf	Art. Nr.	€	Rotazione Rotation Lauf	Art. Nr.	€				
90	60	2	12000	RH/T	TH73PL20		LH/B	TH73PL19		CT080S21	371021	501701	400003
90	80	2	12000	RH/T	TH73PL02		LH/B	TH73PL01		CT080S01	371001	501701	400003
90	100	2	12000	RH/T	TH73PL04		LH/B	TH73PL03		CT080S02	371002	501701	400003
90	130	2	12000	RH/T	TH73PL06		LH/B	TH73PL05		CT080S04	371004	501701	400003
90	150	2	12000	RH/T	TH73PL08		LH/B	TH73PL07		CT080S06	371006	501701	400003
90	170	2	12000	RH/T	TH73PL10		LH/B	TH73PL09		CT080S07	371007	501701	400003
90	180	2	12000	T	TH73PL12		B	TH73PL11		CT080S08	371008	501701	400003
90	190	2	12000	T	TH73PL14		B	TH73PL13		CT080S09	371009	501701	400003
90	210	2	12000	T	TH73PL16		B	TH73PL15		CT080S22	371022	501701	400003
90	240	2	12000	T	TH73PL18		B	TH73PL17		CT080S12	371012	501701	400003
90	60	4	12000	RH/T	TH73PL60		LH/B	TH73PL59		CT080S21	371021	501701	400003
90	80	4	12000	RH/T	TH73PL42		LH/B	TH73PL41		CT080S01	371001	501701	400003
90	100	4	12000	RH/T	TH73PL44		LH/B	TH73PL43		CT080S02	371002	501701	400003
90	130	4	12000	RH/T	TH73PL46		LH/B	TH73PL45		CT080S04	371004	501701	400003
90	150	4	12000	RH/T	TH73PL48		LH/B	TH73PL47		CT080S06	371006	501701	400003
90	170	4	12000	RH/T	TH73PL50		LH/B	TH73PL49		CT080S07	371007	501701	400003
90	180	4	12000	T	TH73PL52		B	TH73PL51		CT080S08	371008	501701	400003
90	190	4	12000	T	TH73PL54		B	TH73PL53		CT080S09	371009	501701	400003
90	210	4	12000	T	TH73PL56		B	TH73PL55		CT080S22	371022	501701	400003
90	240	4	12000	T	TH73PL58		B	TH73PL57		CT080S12	371012	501701	400003

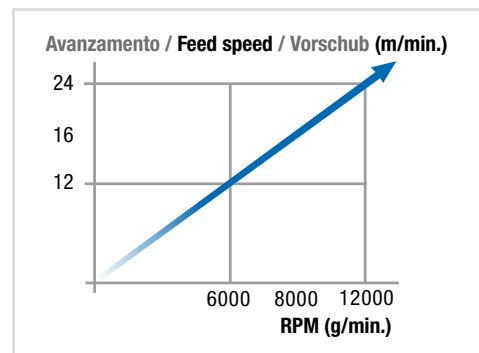
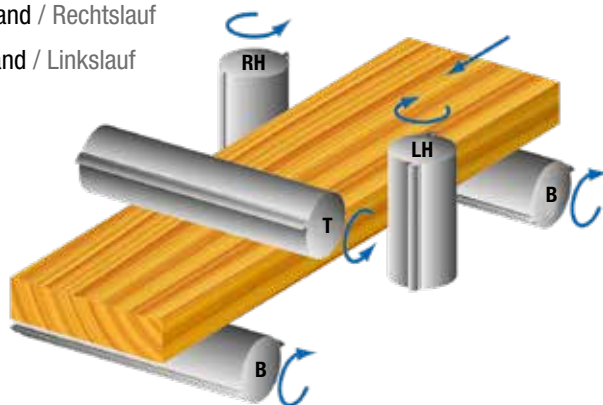
• Disponibile a magazzino / Ready from stock / Ab Lager lieferbar

RH: Rotazione Destra / Right Hand / Rechtslauf

LH: Rotazione Sinistra / Left Hand / Linkslauf

T: Superiore / Top / Oben

B: Inferiore / Bottom / Unten





LIGHT ALLOY BODY







ADATTO PER
 SUITABLE FOR
 GEEIGNET FÜR
CNC

Testa a piallare in lega leggera (corpo in acciaio su richiesta) con coltelli reversibili intercambiabili in HSS combinati con coltelli sagomati registrabili in HM. Indicata per lavorazioni di piallatura e contemporaneamente di profilatura/smussatura di legni teneri e duri, su scormiciatrici e profilatrici automatiche. I coltelli sagomati in HM sono registrabili su tutta la lunghezza dell'utensile. L'utensile può montare indifferentemente coltelli in acciaio HSS o in HM integrale. Coltelli in HM disponibili su richiesta. Brevettato bloccaggio centrifugo.

Light alloy planing cutter head (steel body on request) fitted with HSS reversible knives combined with adjustable profiled carbide knives. Suitable for planing and profiling on automated moulding- and profiling machines in one single working step. The profiled knives are adjustable along the entire width of the tool. Planers fitted with HSS planing knives, HM execution on request. Patented centrifugal clamping system.

Hochleistungs-Hobelkopf mit zweiseitig schneidenden Hobelmessern und präzise einstellbaren Profilmessern zum zeitgleichen Hobeln und Profilieren. Einsatz auf Profilfräsmaschinen sowie CNC. Werkzeugkörper aus hochfestem Aluminium, (Stahl Auf Anfrage) Standardausführung mit HSS-Hobelmessern und HW-Profilmessern, Einsatz von HW-Hobelmessern möglich, für mechanische Vorschübe geeignet. Patentierter Flieh-kraftspannung

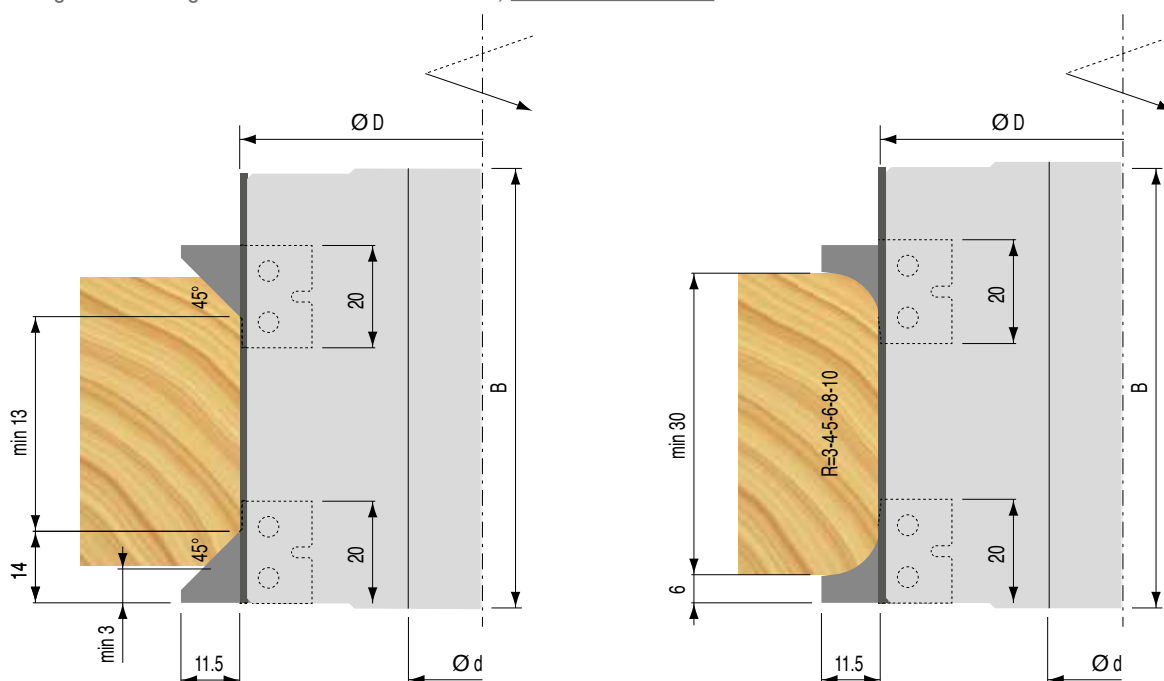
"PLANEX" TH78FS								Ricambi / Spare Parts / Ersatzteile			
Ø D [mm]	B [mm]	Ø d [mm]	Z	I	RPM min-max	Art. Nr.	€				
125	130	40	4	2 + 2	7500	TH78FS01040	•	CT080S04	371004	501701	400003
125	130	50	4	2 + 2	7500	TH78FS01050	•	CT080S04	371004	501701	400003
125	180	40÷50	4	2 + 2	7500	TH78FS02		CT080S08	371008	501701	400003
125	230	40	4	2 + 2	7500	TH78FS03040	•	CT080S11	371011	501701	400003
125	230	50	4	2 + 2	7500	TH78FS03050	•	CT080S11	371011	501701	400003
125	240	40÷50	4	2 + 2	7500	TH78FS10		CT080S12	371012	501701	400003
140	130	40÷50	4	2 + 2	7000	TH78FS04		CT080S04	371004	501701	400003
140	180	40÷50	4	2 + 2	7000	TH78FS05		CT080S08	371008	501701	400003
140	230	40÷50	4	2 + 2	7000	TH78FS06		CT080S11	371011	501701	400003
140	240	40÷50	4	2 + 2	7000	TH78FS11		CT080S12	371012	501701	400003

• Disponibile a magazzino / Ready from stock / Ab Lager lieferbar








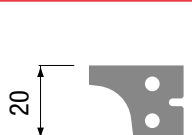
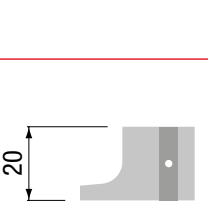
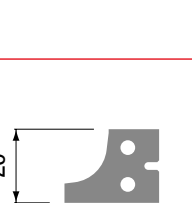
Altre dimensioni disponibili su richiesta. Prezzo testa con coltelli a piallare in HSS inclusi. Inserti non compresi nel prezzo.

Other dimensions on request. HSS planer knives included, inserts on request.

Andere Abmessungen auf Anfrage. Inklusive HSS-Hobelmesser, ohne Profileinsätze.



PROFILI STANDARD / STANDARD PROFILES / STANDARDPROFILE

Controcottelli / Backing plates / Stützplatten		Coltelli HM / HM knives / HM-Messer		
	Art. nr.		Art. nr.	
	CC015003		601815	45°
	CC015004		601816	45°
	CC015001		601801	R3
			601803	R4
			601805	R5
			601807	R6
			601809	R8
			601811	R10
	CC015002		601802	R3
			601804	R4
			601806	R5
			601808	R6
			601810	R8
			601812	R10

Tasselli / Wedges / Spannbacken



Art. Nr. 300050

Per il calcolo del prezzo.
 Ogni singolo blocchetto
 tagliente è così composto:
 1 coltello
 1 controcoltello
 1 tassello

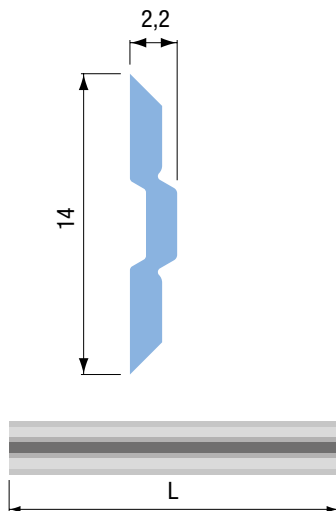
For price calculation:
 Every adjustable profiled
 knife group includes:
 1 knife
 1 backing plate
 1 wedge

Preisermittlung Einsätze:
 1 Messer
 1 Stützplatte
 1 Spannkeil

COLTELLI PIALLA "PLANNEX"
 "PLANNEX" PLANING KNIVES
 "PLANNEX" HOBELMESSER



HM su richiesta / on request / auf Anfrage



L [mm]	Art. Nr.	€
60	CT080S21	
80	CT080S01	
100	CT080S02	
120	CT080S03	
130	CT080S04	
140	CT080S05	
150	CT080S06	
160	CT080S14	
170	CT080S07	
180	CT080S08	
190	CT080S09	
210	CT080S22	
220	CT080S10	
230	CT080S11	
240	CT080S12	
250	CT080S15	

L [mm]	Art. Nr.	€
60	CT080M21	
80	CT080M01	
100	CT080M02	
120	CT080M03	
130	CT080M04	
140	CT080M05	
150	CT080M06	
160	CT080M14	
170	CT080M07	
180	CT080M08	
190	CT080M09	
210	CT080M22	
220	CT080M10	
230	CT080M11	
240	CT080M12	
250	CT080M15	

• Disponibile a magazzino / Ready from stock / Ab Lager lieferbar










STEEL BODY

Testa rasante con coltelli reversibili per accoppiamento con utensili a piallare (art. TH73, TH78FS, TP10, TP20, TH74 e TH72). Sistema di pre-raddrizzamento in ingresso. Le facce del pezzo lavorato (1) risultano perfettamente ortogonali grazie all'utilizzo combinato della testa rasante (2) con l'utensile a piallare (3). La testa rasante crea una lavorazione perpendicolare al piano di lavoro ottenendo così 2 lati a 90° che saranno di riferimento per le lavorazioni a seguire.

Rebating cutter head with TC-reversible knives for use in combination with planning cutters (art. TH73, TH78FS, TP10, TP20, TH74 e TH72). A 90° angle is obtained on the planned work piece (1) for perfect guidance (2 and 3) along successive milling operations. Steel body execution, suitable for mechanical feed.

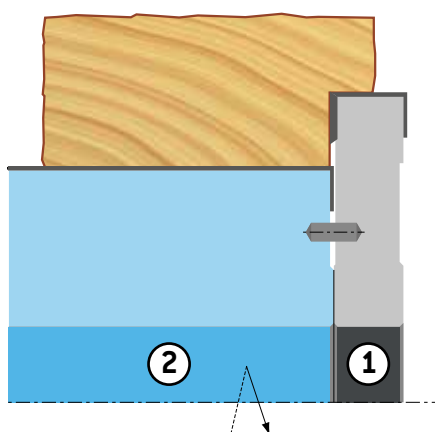
Werkzeugkörper aus Stahl mit HW-Wendepaletten, zur Verwendung mit Hobelköpfen für mechanische Vorschübe geeignet (art. TH73, TH78FS, TP10, TP20, TH74 e TH72). Das Werkstück (1) wird so rechtwinklig vorgefräst (2), um eine saubere Führung zu gewährleisten.

TH75FM							Ricambi / Spare Parts / Ersatzteile					
Ø D [mm]	B [mm]	Ø d [mm]	Z	V	RPM min-max	Art. Nr.	€					
120	12	40	2	2	10000	TH75FM21040		600002	350023	502403	600201	500002
120	12	40	4	2	10000	TH75FM22040		600002	350023	502403	600201	500002
125	12	40	2	2	10000	TH75FM23040		600002	350023	502403	600201	500002
125	12	40	4	2	10000	TH75FM24040		600002	350023	502403	600201	500002
145	12	40	2	2	9000	TH75FM25040	•	600002	350023	502403	600201	500002
145	12	50	2	2	9000	TH75FM25050	•	600002	350023	502403	600201	500002
150	12	50	4	4	8500	TH75FM26050		600002	350023	502403	600201	500002
160	12	50	4	4	8000	TH75FM27050		600002	350023	502403	600201	500002
165	12	50	4	4	8000	TH75FM28050		600002	350023	502403	600201	500002

• Disponibile a magazzino / Ready from stock / Ab Lager lieferbar

Pezzo durante la lavorazione
Work-piece during process
Werkstück

Pezzo lavorato
Finished work-piece
Fertigteil



①	②
Testa rasante Cutter Head Führungsfalz-Fräser	Utensile a piallare Planning Cutter Verwendung mit Hobelköpfen



TESTA PORTACOLTELLI ZIGRINATI SERRATED KNIFE CUTTER HEAD UNIVERSAL-MESSERKOPF






STEEL BODY

Testa a 4 taglienti da equipaggiare con coltelli in HSS di spessore 8 mm. Il sistema di bloccaggio dei coltelli e la loro zigrinatura sul dorso, assicurano un perfetto posizionamento. L'utensile viene fornito senza i coltelli (CT050S), questi ultimi sono elencati nell'apposita tabella e vengono profilati a richiesta e su preventivo. La testa può essere equipaggiata anche con coltelli in HM.

Steel body to be fitted with 4 serrated back HSS- or HM-knives, tool supplied without knives, blanks (CT050S) and/or profiled knives on request, suitable for mechanical feed only.

Werkzeugkörper aus Stahl, bestückt mit vier gerade liegenden, Verzahnung am Messerrücken und in der Messeraufnahme im Fräskörper. Zur Aufnahme von 8 mm und 10 mm dicken HSS-Messern (HW- auf Anfrage), Fräser wird ohne Messer geliefert (siehe CT050S in Tabelle). Profilierung auf Anfrage. Lediglich für mechanische Vorschübe geeignet.

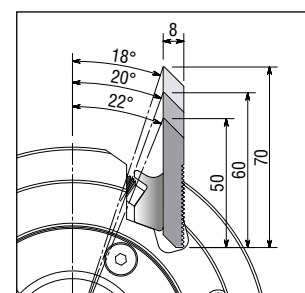
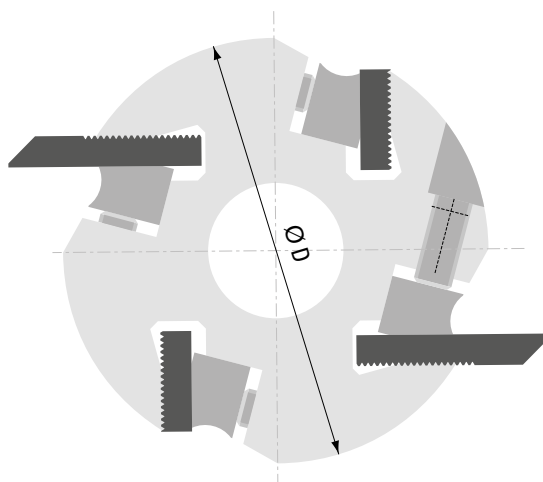
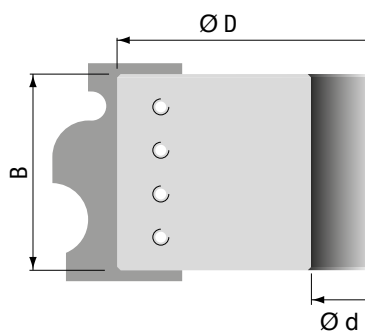
TS03FC							Ricambi / Spare Parts / Ersatzteile		
Ø D [mm]	B [mm]	Ø d [mm]	Z	RPM min-max	Art. Nr.	€			
122	40	40	4	10000	TS03FC06040	•	311003	501409	400115
122	60	40	4	10000	TS03FC15040	•	311005	501409	400115
122	80	40	4	10000	TS03FC17040	•	311007	501409	400115
122	100	40	4	10000	TS03FC19040	•	311009	501409	400115
122	130	40	4	10000	TS03FC21040	•	311012	501409	400115
122	150	40	4	10000	TS03FC23040	•	311014	501409	400115
122	180	40	4	10000	TS03FC25040	•	311017	501409	400115
122	230	40	4	10000	TS03FC27040	•	311022	501409	400115
137	50	50	4	9000	TS03FC29050	•	311004	501409	400115
137	60	50	4	9000	TS03FC30050	•	311005	501409	400115
137	80	50	4	9000	TS03FC31050	•	311007	501409	400115
137	100	50	4	9000	TS03FC33050	•	311009	501409	400115
137	130	50	4	9000	TS03FC36050	•	311012	501409	400115
137	150	50	4	9000	TS03FC39050	•	311014	501409	400115
137	180	50	4	9000	TS03FC42050	•	311017	501409	400115
137	230	50	4	9000	TS03FC43050	•	311022	501409	400115

• Disponibile a magazzino / Ready from stock / Ab Lager lieferbar

Possiamo fornire altre dimensioni, a richiesta, con lunghezza fino ai 310 mm.

We can supply other dimensions on request, with lengths up to 310 mm.

Auf Anfrage können wir auch andere Abmessungen mit Längen bis zu 310 mm liefern.





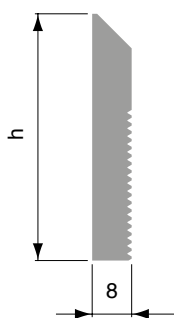
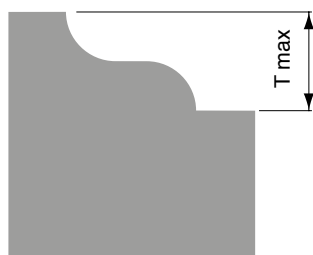
Coltelli in HSS non profilati da 8 mm di spessore e zigrinati sul dorso (millerighe). I coltelli non sono mai forniti con le teste. Per gli Art. TS03FC, TY30FC, TY31FC.

Unprofiled serrated back knives HSS M2, 8 mm thickness. Knives are never supplied with the heads. For Art. TS03FC, TY30FC, TY31FC.

HSS M2 rückenverzahnte Blanketts, 8 mm stark. Die Messer werden nie mit den Köpfen geliefert. Für Art. TS03FC, TY30FC, TY31FC.

Profondità del profilo
 Profile depths
 Profiltiefen

H [mm]	T max [mm]
50	15
60	25
70	35



CT050S					
B [mm]	h [mm]	Art. Nr.	Nr. pz./pc./St.		€/pcs.
40	50	CT050S01	20		
50	50	CT050S02	20		
60	50	CT050S03	20		
80	50	CT050S04	20		
100	50	CT050S05	20		
130	50	CT050S06	20		
150	50	CT050S07	20		
180	50	CT050S08	20		
230	50	CT050S09	20		
400	50	CT050S10	20		
650	50	CT050S11	-	•	
40	60	CT050S12	20		
50	60	CT050S13	20		
60	60	CT050S14	20		
80	60	CT050S15	20		
100	60	CT050S16	20		
130	60	CT050S17	20		
150	60	CT050S18	20		
180	60	CT050S19	20		
230	60	CT050S20	20		
400	60	CT050S21	20		
650	60	CT050S22	-	•	
40	70	CT050S23	20		
50	70	CT050S24	20		
60	70	CT050S25	20		
80	70	CT050S26	20		
100	70	CT050S27	20		
130	70	CT050S28	20		
150	70	CT050S29	20		
180	70	CT050S30	20		
230	70	CT050S31	20		
260	70	CT050S32	20		
400	70	CT050S33	20		
650	70	CT050S34	-	•	

• Disponibile a magazzino / Ready from stock / Ab Lager lieferbar

Prezzo dei coltelli in HM su richiesta

Prices for TCT knives on request

Preis für HW bestückte Blanketts auf Anfrage





STEEL BODY

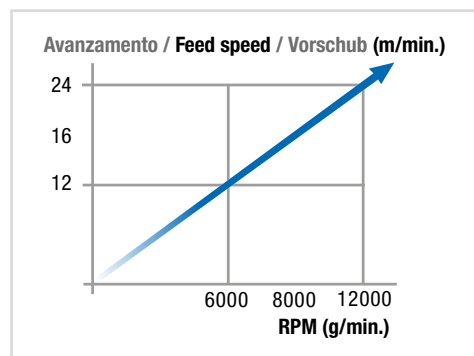
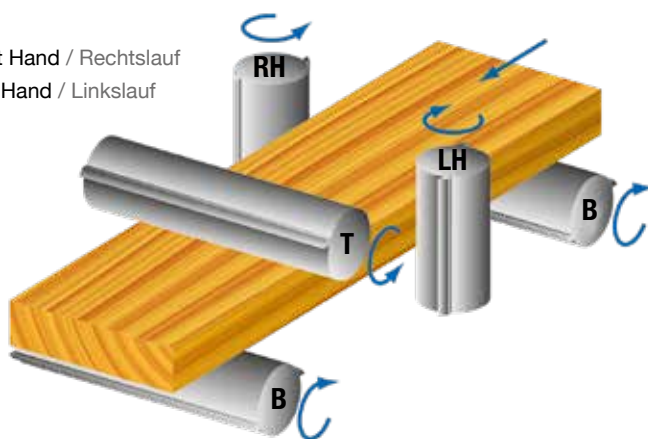
Testa portacoltelli con corpo in acciaio solidale all'attacco HSK 85 "PowerLock"®. L'utensile a 2 o 4 taglienti viene fornito senza i coltelli (art. CT050S) che possono essere in HS o a richiesta in HW ripartato con spessore 8 mm. (vedi a pagina 74) Regime di rotazione: da 8000 a 12000 RPM.

Cutterhead to be equipped with 2 or 4 HS knives. These knives are very thick (8 mm) for soft woods. The steel body is monoblock with "PowerLock"® chuck. The tool is supplied without knives (code CT050S). These knives can be found on the pertinent table at page 74. RPM from 8000 to 12000.

Messerkopf, auszustatten mit 2 oder 4 HS-Messern. Diese Messer sind sehr dick (8 mm) für weiche Hölzer. Der Stahlkörper ist Monoblock mit "PowerLock"®-Futter. Das Werkzeug wird ohne Messer geliefert (Code CT050S). Diese Messer finden Sie in der entsprechenden Tabelle auf Seite 74. Drehzahlen von 8.000 bis 12.000.

TS03PL POWER LOCK®									Ricambi / Spare Parts / Ersatzteile		
Ø D [mm]	B [mm]	Z	Rotazione Rotation Lauf	Art. Nr.	€	Rotazione Rotation Lauf	Art. Nr.	€			T
90	60	2	RH/T	TS03PL20	710,00	LH/B	TS03PL19		312001	501420	400115
90	80	2	RH/T	TS03PL02	840,30	LH/B	TS03PL01		312002	501420	400115
90	100	2	RH/T	TS03PL04	785,20	LH/B	TS03PL03		312003	501420	400115
90	130	2	RH/T	TS03PL06	816,20	LH/B	TS03PL05		312004	501420	400115
90	150	2	RH/T	TS03PL08	906,30	LH/B	TS03PL07		312005	501420	400115
90	180	2	T	TS03PL12	1.035,70	B	TS03PL11		312006	501420	400115
90	200	2	T	TS03PL16	1.176,40	B	TS03PL15		312007	501420	400115
90	230	2	T	TS03PL18	1.330,40	B	TS03PL17		312008	501420	400115
90	60	4	RH/T	TS03PL70	810,60	LH/B	TS03PL69		313002	501430	400115
90	80	4	RH/T	TS03PL52	850,00	LH/B	TS03PL51		313003	501430	400115
90	100	4	RH/T	TS03PL54	931,60	LH/B	TS03PL53		313004	501430	400115
90	130	4	RH/T	TS03PL56	1.018,80	LH/B	TS03PL55		313005	501430	400115
90	150	4	RH/T	TS03PL58	1.223,00	LH/B	TS03PL57		313006	501430	400115
90	180	4	T	TS03PL62	1.258,00	B	TS03PL61		313008	501430	400115
90	200	4	T	TS03PL64	1.418,50	B	TS03PL63		313009	501430	400115
90	230	4	T	TS03PL66	1.581,70	B	TS03PL65		313010	501430	400115

RH: Rotazione Destra / Right Hand / Rechtslauf
LH: Rotazione Sinistra / Left Hand / Linkslauf
T: Superiore / Top / Oben
B: Inferiore / Bottom / Unten



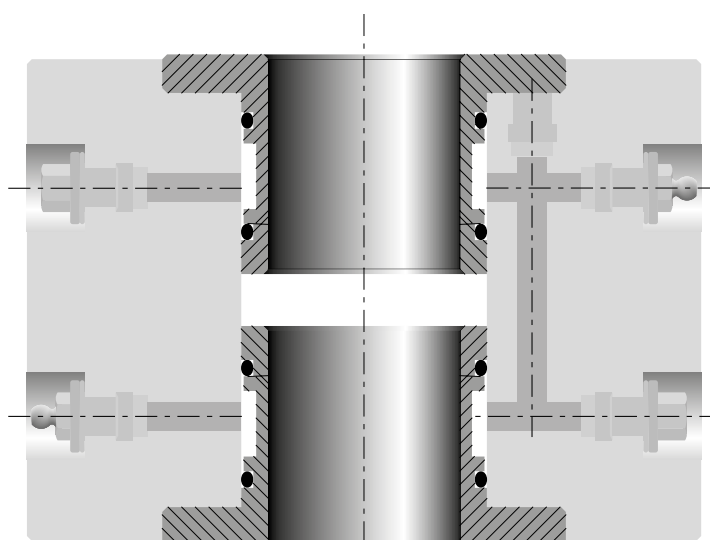
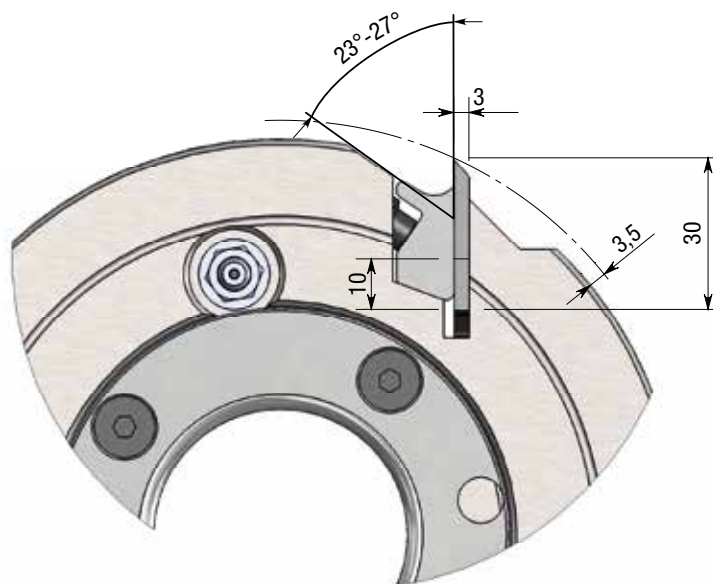


STEEL BODY

Testa portacoltelli a serraggio idraulico costruita in acciaio ad alta resistenza e formata da due bussole per il serraggio idraulico dell'utensile all'albero della macchina. L'utensile può essere costruito con 4, 6, 8, 10, 12 taglienti con un angolo di taglio compreso tra 23° a 27° e viene equipaggiato con coltelli pialla in HSS di dimensioni 30x3 mm. Corpo utensile con coltelli in HSS. Corpi in lega leggera su richiesta.





High tensile steel planer head with hydraulic centering and clamping used in planing and moulding machines with multiple spindles, execution from Z=4 up to Z=12 (in relation to diameter), rake angles between 23° and 27°, tool fitted with resharppable 30x3 mm standard HSS- or HM-knives, high concentricity, suitable for jointing, suitable for mechanical feed. Cutter including HSS knives. Light alloy bodies on request.

Werkzeug mit hydraulischer Zentrierspannung, aus hochfestem Stahl, Z von 4 bis 12 (abhängig von WKZ-Durchmesser) und Spanwinkeln von 23° bis 27°. 30x3 mm Standard HSS-Hobelmessern. Bei hohen Vorschüben bis 120 m/min. Fräser inklusive HSS-Messer. Karosserien aus Leichtmetall auf Anfrage.



Boccola hydro con ingrassatori **RADIALI**
RADIAL alignment of grease nipples
RADIALE Anordnung der Schmiernippel



TY10FB							Ricambi / Spare Parts / Ersatzteile				
Ø D [mm]	B [mm]	Ø d [mm]	Z	RPM min-max	Art. Nr.	€					T
143	60	40	4	10500	TY10FB02040		CT010SS01	311005	501602	501409	400115
143	100	40	4	10500	TY10FB03040		CT010SS03	311009	501602	501409	400115
143	130	40	4	10500	TY10FB04040		CT010SS05	311012	501602	501409	400115
143	150	40	4	10500	TY10FB05040		CT010SS07	311014	501602	501409	400115
143	160	40	4	10500	TY10FB06040		CT010SS08	311015	501602	501409	400115
143	230	40	4	10500	TY10FB08040		CT010SS13	311022	501602	501409	400115
163	60	40÷60	4	9200	TY10FB12		CT010SS01	311005	501602	501409	400115
163	100	40÷60	4	9200	TY10FB13		CT010SS03	311009	501602	501409	400115
163	130	40÷60	4	9200	TY10FB14		CT010SS05	311012	501602	501409	400115
163	150	40÷60	4	9200	TY10FB15		CT010SS07	311014	501602	501409	400115
163	160	40÷60	4	9200	TY10FB17		CT010SS08	311015	501602	501409	400115
163	170	40÷60	4	9200	TY10FB91		CT010SS09	311016	501602	501409	400115
163	180	40÷60	4	9200	TY10FB16		CT010SS10	311017	501602	501409	400115
163	230	40÷60	4	9200	TY10FB18		CT010SS13	311022	501602	501409	400115
163	240	40÷60	4	9200	TY10FB20		CT010SS31	311023	501602	501409	400115
163	260	40÷60	4	9200	TY10FB19		CT010SS35	311025	501602	501409	400115
163	310	40÷60	4	9200	TY10FB21		CT010SS37	311030	501602	501409	400115
163	60	40÷60	6	9200	TY10FB22		CT010SS01	311005	501602	501409	400115
163	100	40÷60	6	9200	TY10FB23		CT010SS03	311009	501602	501409	400115
163	130	40÷60	6	9200	TY10FB24		CT010SS05	311012	501602	501409	400115
163	150	40÷60	6	9200	TY10FB25		CT010SS07	311014	501602	501409	400115
163	160	40÷60	6	9200	TY10FB27		CT010SS08	311015	501602	501409	400115
163	170	40÷60	6	9200	TY10FB92		CT010SS09	311016	501602	501409	400115
163	180	40÷60	6	9200	TY10FB26		CT010SS10	311017	501602	501409	400115
163	230	40÷60	6	9200	TY10FB28		CT010SS13	311022	501602	501409	400115
163	240	40÷60	6	9200	TY10FB30		CT010SS31	311023	501602	501409	400115
163	260	40÷60	6	9200	TY10FB29		CT010SS35	311025	501602	501409	400115
163	310	40÷60	6	9200	TY10FB31		CT010SS37	311030	501602	501409	400115
203	100	40÷60	6	7400	TY10FB44		CT010SS03	311009	501602	501409	400115
203	150	40÷60	6	7400	TY10FB45		CT010SS07	311014	501602	501409	400115
203	230	40÷60	6	7400	TY10FB48		CT010SS13	311022	501602	501409	400115
203	260	40÷60	6	7400	TY10FB49		CT010SS35	311025	501602	501409	400115
203	310	40÷60	6	7400	TY10FB42		CT010SS37	311030	501602	501409	400115
163	60	40÷60	8	9200	TY10FB32		CT010SS01	311005	501602	501409	400115
163	100	40÷60	8	9200	TY10FB33		CT010SS03	311009	501602	501409	400115
163	130	40÷60	8	9200	TY10FB34		CT010SS05	311012	501602	501409	400115
163	150	40÷60	8	9200	TY10FB35		CT010SS07	311014	501602	501409	400115
163	160	40÷60	8	9200	TY10FB37		CT010SS08	311015	501602	501409	400115
163	180	40÷60	8	9200	TY10FB36		CT010SS10	311017	501602	501409	400115
163	230	40÷60	8	9200	TY10FB38		CT010SS13	311022	501602	501409	400115
163	260	40÷60	8	9200	TY10FB39		CT010SS35	311025	501602	501409	400115
163	310	40÷60	8	9200	TY10FB04		CT010SS37	311030	501602	501409	400115
203	100	40÷60	8	7400	TY10FB54		CT010SS03	311009	501602	501409	400115
203	150	40÷60	8	7400	TY10FB55		CT010SS07	311014	501602	501409	400115
203	230	40÷60	8	7400	TY10FB58		CT010SS13	311022	501602	501409	400115
203	260	40÷60	8	7400	TY10FB59		CT010SS35	311025	501602	501409	400115
203	310	40÷60	8	7400	TY10FB61		CT010SS37	311030	501602	501409	400115
203	100	40÷60	10	7400	TY10FB63		CT010SS03	311009	501602	501409	400115
203	150	40÷60	10	7400	TY10FB65		CT010SS07	311014	501602	501409	400115
203	160	40÷60	10	7400	TY10FB67		CT010SS08	311015	501602	501409	400115
203	230	40÷60	10	7400	TY10FB68		CT010SS13	311022	501602	501409	400115
203	260	40÷60	10	7400	TY10FB69		CT010SS35	311025	501602	501409	400115
203	310	40÷60	10	7400	TY10FB71		CT010SS37	311030	501602	501409	400115
203	100	40÷60	12	7400	TY10FB73		CT010SS03	311009	501602	501409	400115
203	150	40÷60	12	7400	TY10FB75		CT010SS07	311014	501602	501409	400115
203	230	40÷60	12	7400	TY10FB78		CT010SS13	311022	501602	501409	400115
203	260	40÷60	12	7400	TY10FB79		CT010SS35	311025	501602	501409	400115
203	310	40÷60	12	7400	TY10FB81		CT010SS37	311030	501602	501409	400115

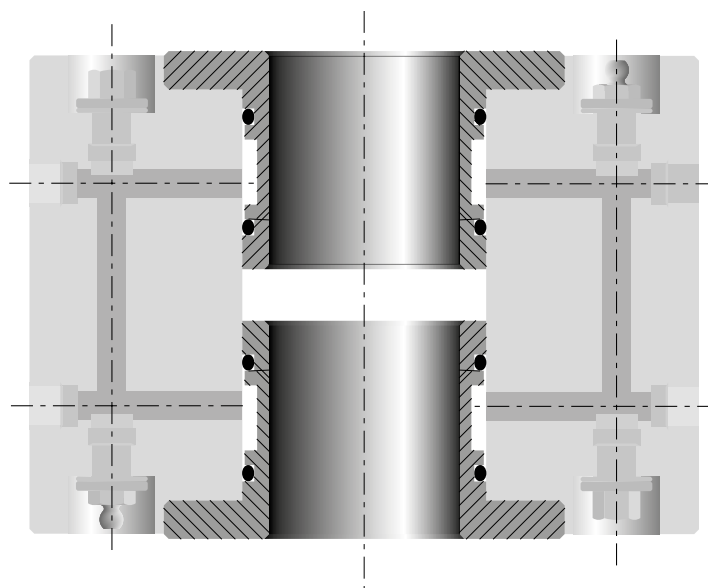
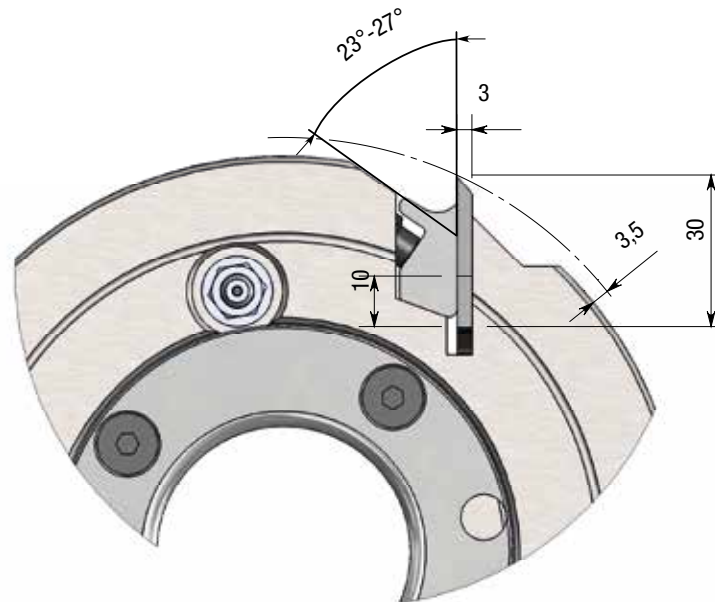


STEEL BODY

Testa portacoltelli a serraggio idraulico costruita in acciaio ad alta resistenza e formata da due bussole per il serraggio idraulico dell'utensile sull'albero della macchina. L'utensile può essere costruito con 4, 6, 8, 12, 16 taglienti con un angolo di taglio compreso tra 23° e 27° e viene equipaggiato con coltelli pialla in HSS o in HM di dimensioni 30x3 mm. Corpo utensile con coltelli in HSS. Corpi in lega leggera su richiesta.





High tensile steel planer head with hydraulic centering and clamping used in planing and moulding machines with multiple spindles, execution from Z=4 up to Z=16 (in relation to diameter), rake angles between 23° and 27°, tool fitted with resharppable 30x3 mm standard HSS- or HM-knives, high concentricity, suitable for jointing, suitable for mechanical feed. Cutter including HSS knives. Light alloy bodies on request.

Werkzeug mit hydraulischer Zentrierspannung, aus hochfestem Stahl, Z von 4 bis 16 (abhängig von WKZ-Durchmesser) und Spanwinkeln von 23° bis 27°. 30x3 mm Standard HSS-Hobelmessern. Bei hohen Vorschüben bis 120 m/min. Fräser inklusive HSS-Messer. Karosserien aus Leichtmetall auf Anfrage.



Boccola hydro con ingrassatori **ASSIALI**
AXIAL alignment of grease nipples
AXIALE Anordnung der Schmiernippel



TY11FB							Ricambi / Spare Parts / Ersatzteile				
Ø D [mm]	B [mm]	Ø d [mm]	Z	RPM min-max	Art. Nr.	€					T
163	60	40÷60	4	9200	TY11FB12		CT010SS01	311005	501602	501409	400115
163	100	40÷60	4	9200	TY11FB13		CT010SS03	311009	501602	501409	400115
163	130	40÷60	4	9200	TY11FB14		CT010SS05	311012	501602	501409	400115
163	150	40÷60	4	9200	TY11FB15		CT010SS07	311014	501602	501409	400115
163	160	40÷60	4	9200	TY11FB17		CT010SS08	311015	501602	501409	400115
163	170	40÷60	4	9200	TY11FB91		CT010SS09	311016	501602	501409	400115
163	180	40÷60	4	9200	TY11FB16		CT010SS10	311017	501602	501409	400115
163	230	40÷60	4	9200	TY11FB18		CT010SS13	311022	501602	501409	400115
163	240	40÷60	4	9200	TY11FB20		CT010SS31	311023	501602	501409	400115
163	260	40÷60	4	9200	TY11FB19		CT010SS35	311025	501602	501409	400115
163	310	40÷60	4	9200	TY11FB21		CT010SS37	311030	501602	501409	400115
163	60	40÷60	6	9200	TY11FB22		CT010SS01	311005	501602	501409	400115
163	100	40÷60	6	9200	TY11FB23		CT010SS03	311009	501602	501409	400115
163	130	40÷60	6	9200	TY11FB24		CT010SS05	311012	501602	501409	400115
163	150	40÷60	6	9200	TY11FB25		CT010SS07	311014	501602	501409	400115
163	160	40÷60	6	9200	TY11FB27		CT010SS08	311015	501602	501409	400115
163	170	40÷60	6	9200	TY11FB92		CT010SS09	311016	501602	501409	400115
163	180	40÷60	6	9200	TY11FB26		CT010SS10	311017	501602	501409	400115
163	230	40÷60	6	9200	TY11FB28		CT010SS13	311022	501602	501409	400115
163	240	40÷60	6	9200	TY11FB30		CT010SS31	311023	501602	501409	400115
163	260	40÷60	6	9200	TY11FB29		CT010SS35	311025	501602	501409	400115
163	310	40÷60	6	9200	TY11FB31		CT010SS37	311030	501602	501409	400115
203	100	40÷60	6	7400	TY11FB44		CT010SS03	311009	501602	501409	400115
203	150	40÷60	6	7400	TY11FB45		CT010SS07	311014	501602	501409	400115
203	230	40÷60	6	7400	TY11FB48		CT010SS13	311022	501602	501409	400115
203	260	40÷60	6	7400	TY11FB49		CT010SS35	311025	501602	501409	400115
203	310	40÷60	6	7400	TY11FB42		CT010SS37	311030	501602	501409	400115
163	60	40÷60	8	9200	TY11FB32		CT010SS01	311005	501602	501409	400115
163	100	40÷60	8	9200	TY11FB33		CT010SS03	311009	501602	501409	400115
163	130	40÷60	8	9200	TY11FB34		CT010SS05	311012	501602	501409	400115
163	150	40÷60	8	9200	TY11FB35		CT010SS07	311014	501602	501409	400115
163	160	40÷60	8	9200	TY11FB37		CT010SS08	311015	501602	501409	400115
163	180	40÷60	8	9200	TY11FB36		CT010SS10	311017	501602	501409	400115
163	230	40÷60	8	9200	TY11FB38		CT010SS13	311022	501602	501409	400115
163	260	40÷60	8	9200	TY11FB39		CT010SS35	311025	501602	501409	400115
163	310	40÷60	8	9200	TY11FB41		CT010SS37	311030	501602	501409	400115
203	100	40÷60	8	7400	TY11FB54		CT010SS03	311009	501602	501409	400115
203	150	40÷60	8	7400	TY11FB55		CT010SS07	311014	501602	501409	400115
203	230	40÷60	8	7400	TY11FB58		CT010SS13	311022	501602	501409	400115
203	260	40÷60	8	7400	TY11FB59		CT010SS35	311025	501602	501409	400115
203	310	40÷60	8	7400	TY11FB61		CT010SS37	311030	501602	501409	400115
203	100	40÷60	10	7400	TY11FB63		CT010SS03	311009	501602	501409	400115
203	150	40÷60	10	7400	TY11FB65		CT010SS07	311014	501602	501409	400115
203	230	40÷60	10	7400	TY11FB68		CT010SS13	311022	501602	501409	400115
203	260	40÷60	10	7400	TY11FB69		CT010SS35	311025	501602	501409	400115
203	310	40÷60	10	7400	TY11FB71		CT010SS37	311030	501602	501409	400115
203	100	40÷60	12	7400	TY11FB73		CT010SS03	311009	501602	501409	400115
203	150	40÷60	12	7400	TY11FB75		CT010SS07	311014	501602	501409	400115
203	230	40÷60	12	7400	TY11FB78		CT010SS13	311022	501602	501409	400115
203	260	40÷60	12	7400	TY11FB79		CT010SS35	311025	501602	501409	400115
203	310	40÷60	12	7400	TY11FB81		CT010SS37	311030	501602	501409	400115
203	100	40÷60	14	7400	TY11FB93		CT010SS03	311009	501602	501409	400115
203	150	40÷60	14	7400	TY11FB94		CT010SS07	311014	501602	501409	400115
203	230	40÷60	14	7400	TY11FB95		CT010SS13	311022	501602	501409	400115
203	260	40÷60	14	7400	TY11FB97		CT010SS35	311025	501602	501409	400115
203	310	40÷60	14	7400	TY11FB98		CT010SS37	311030	501602	501409	400115
203	100	40÷60	16	7400	TY11FB82		CT010SS03	311109	501602	501409	400115
203	150	40÷60	16	7400	TY11FB85		CT010SS07	311114	501602	501409	400115
203	230	40÷60	16	7400	TY11FB88		CT010SS13	311122	501602	501409	400115
203	260	40÷60	16	7400	TY11FB89		CT010SS35	311125	501602	501409	400115
203	310	40÷60	16	7400	TY11FB90		CT010SS37	311130	501602	501409	400115

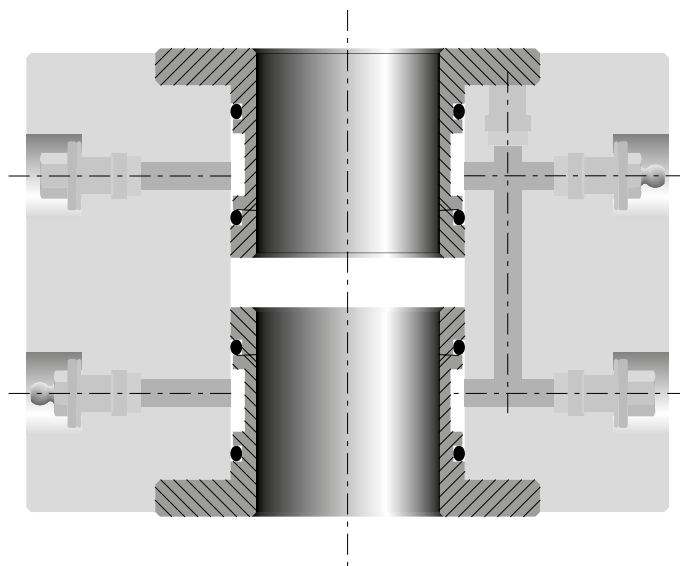
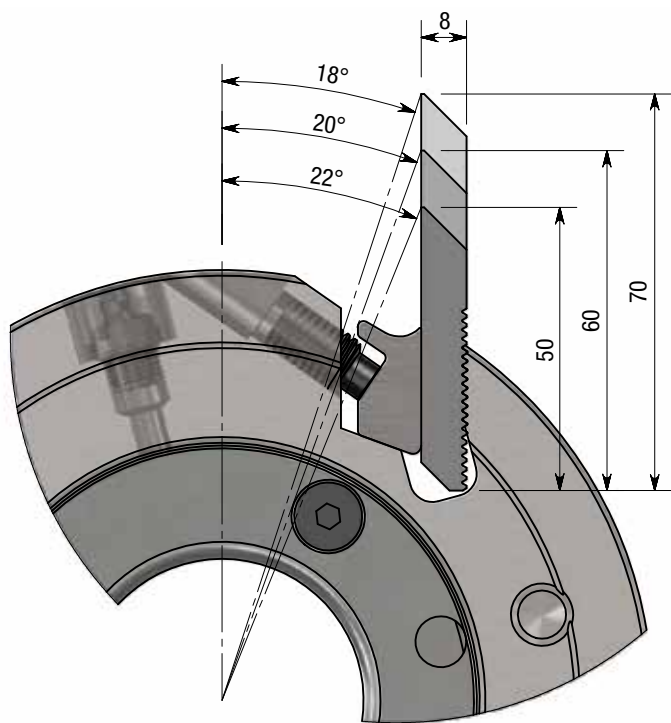


STEEL BODY

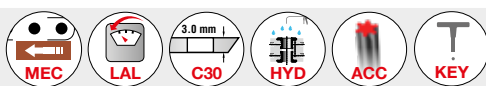
Testa portacoltelli costruita in acciaio ad alta resistenza con un dispositivo per il serraggio idraulico dell'utensile sull'albero della macchina. L'utensile viene equipaggiato con coltelli in HSS da 8 mm di spessore da profilare (vedi articolo CT050S). Utensile destinato alla produzione di profili sagomati con ottima finitura ed elevate velocità di avanzamento. Corpo utensili esclusi i coltelli. Corpi in lega leggera su richiesta.



High tensile steel cutter head with hydraulic centering and clamping used in planing and moulding machines with multiple spindles, execution from Z=4 up to Z=12 (in relation to required profile depth and tool diameter), rake angles between 23° and 27° for universal profiling of solid wood and board materials with high feed speeds up to 120 m/min, tool fitted with 40-70 mm broad and 8-10 mm thick HSS-serrated back knives, suitable for mechanical feed only. Cutter excluding profiled knives. Light alloy bodies on request.

Werkzeug mit hydraulischer Zentrierspannung, aus hochfestem Stahl., Z von 4 bis 12 (abhängig von WKZ-Durchmesser) und Spanwinkeln von 23° bis 27°. 30x3 mm Standard HSS-Hobelmesser. Zum universellen Profilieren von Vollholz und Holzwerkstoffen in mehrspindigen Hobel- und Kehlautomaten bei hohen Vorschüben bis 120 m/min. Lediglich für mechanische Vorschübe geeignet. Fräser ohne Profilmesser. Karosserien aus Leichtmetall auf Anfrage.



Boccola hydro con ingrassatori **RADIALI**
RADIAL alignment of grease nipples
RADIALE Anordnung der Schmiernippel



TY30FB							Ricambi / Spare Parts / Ersatzteile		
Ø D [mm]	B [mm]	Ø d [mm]	Z	RPM min-max	Art. Nr.	€			T
137	60	40÷45	4	10000	TY30FB16		311005	501409	400115
137	100	40÷45	4	10000	TY30FB01		311009	501409	400115
137	150	40÷45	4	10000	TY30FB02		311014	501409	400115
152	60	40÷60	4	9100	TY30FB17		311005	501409	400115
152	100	40÷60	4	9100	TY30FB18		311009	501409	400115
152	130	40÷60	4	9100	TY30FB47		311012	501409	400115
152	150	40÷60	4	9100	TY30FB19		311014	501409	400115
152	180	40÷60	4	9100	TY30FB48		311017	501409	400115
152	230	40÷60	4	9100	TY30FB20		311022	501409	400115
152	310	40÷60	4	9100	TY30FB49		311030	501409	400115
152	60	40÷60	6	9100	TY30FB21		311005	501409	400115
152	100	40÷60	6	9100	TY30FB03		311009	501409	400115
152	130	40÷60	6	9100	TY30FB04		311012	501409	400115
152	150	40÷60	6	9100	TY30FB05		311014	501409	400115
152	180	40÷60	6	9100	TY30FB06		311017	501409	400115
152	230	40÷60	6	9100	TY30FB07		311022	501409	400115
152	260	40÷60	6	9100	TY30FB08		311025	501409	400115
152	310	40÷60	6	9100	TY30FB09		311030	501409	400115
163	60	40÷60	8	8500	TY30FB22		311005	501409	400115
163	100	40÷60	8	8500	TY30FB10		311009	501409	400115
163	130	40÷60	8	8500	TY30FB11		311012	501409	400115
163	150	40÷60	8	8500	TY30FB12		311014	501409	400115
163	180	40÷60	8	8500	TY30FB45		311017	501409	400115
163	230	40÷60	8	8500	TY30FB13		311022	501409	400115
163	260	40÷60	8	8500	TY30FB14		311025	501409	400115
163	310	40÷60	8	8500	TY30FB15		311030	501409	400115
190	60	40÷60	10	7300	TY30FB30		311005	501409	400115
190	100	40÷60	10	7300	TY30FB31		311009	501409	400115
190	130	40÷60	10	7300	TY30FB32		311012	501409	400115
190	150	40÷60	10	7300	TY30FB33		311014	501409	400115
190	180	40÷60	10	7300	TY30FB46		311017	501409	400115
190	230	40÷60	10	7300	TY30FB34		311022	501409	400115
190	260	40÷60	10	7300	TY30FB35		311025	501409	400115
190	310	40÷60	10	7300	TY30FB36		311030	501409	400115
215	60	40÷60	12	6400	TY30FB37		311005	501409	400115
215	100	40÷60	12	6400	TY30FB38		311009	501409	400115
215	130	40÷60	12	6400	TY30FB39		311012	501409	400115
215	150	40÷60	12	6400	TY30FB40		311014	501409	400115
215	180	40÷60	12	6400	TY30FB43		311017	501409	400115
215	230	40÷60	12	6400	TY30FB41		311022	501409	400115
215	260	40÷60	12	6400	TY30FB42		311025	501409	400115
215	310	40÷60	12	6400	TY30FB44		311030	501409	400115



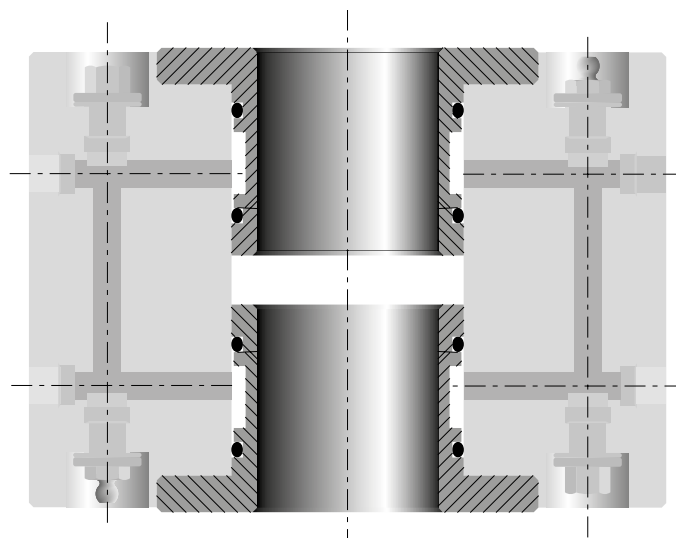
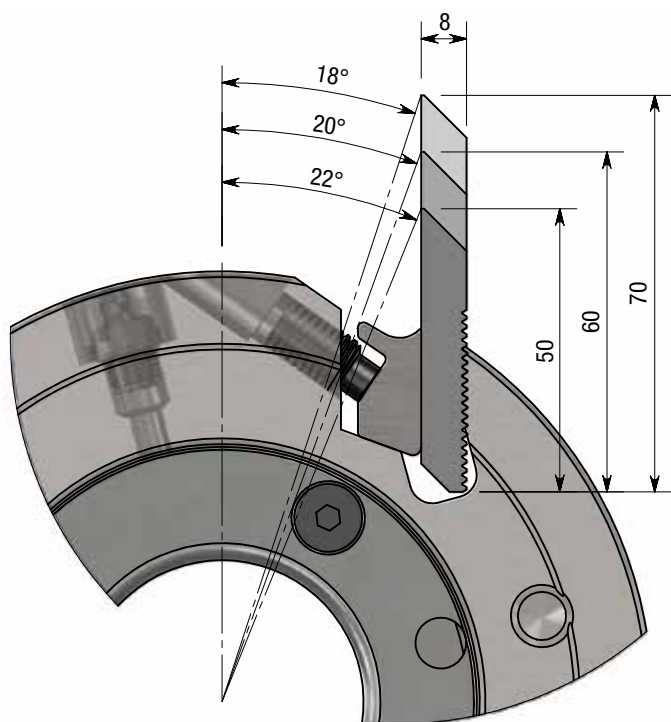
STEEL BODY

Testa portacoltelli costruita in acciaio ad alta resistenza con un dispositivo per il serraggio idraulico dell'utensile sull'albero della macchina. L'utensile viene equipaggiato con coltelli in HSS da 8 mm di spessore da profilare (vedi articolo CT050S). L'utensile è destinato alla produzione di profili sagomati con ottima finitura ed elevate velocità di avanzamento. Corpo utensile esclusi i coltelli in HSS. Corpi in lega leggera su richiesta.



High tensile steel cutter head with hydraulic centering and clamping used in planing and moulding machines with multiple spindles, execution from Z=4 up to Z=12 (in relation to required profile depth and tool diameter), rake angles between 23° and 27° for universal profiling of solid wood and board materials with high feed speeds up to 120 m/min, tool fitted with 40-70 mm broad and 8-10 mm thick HSS-serrated back knives, suitable for mechanical feed only.

Cutter excluding HSS knives. Light alloy bodies on request.

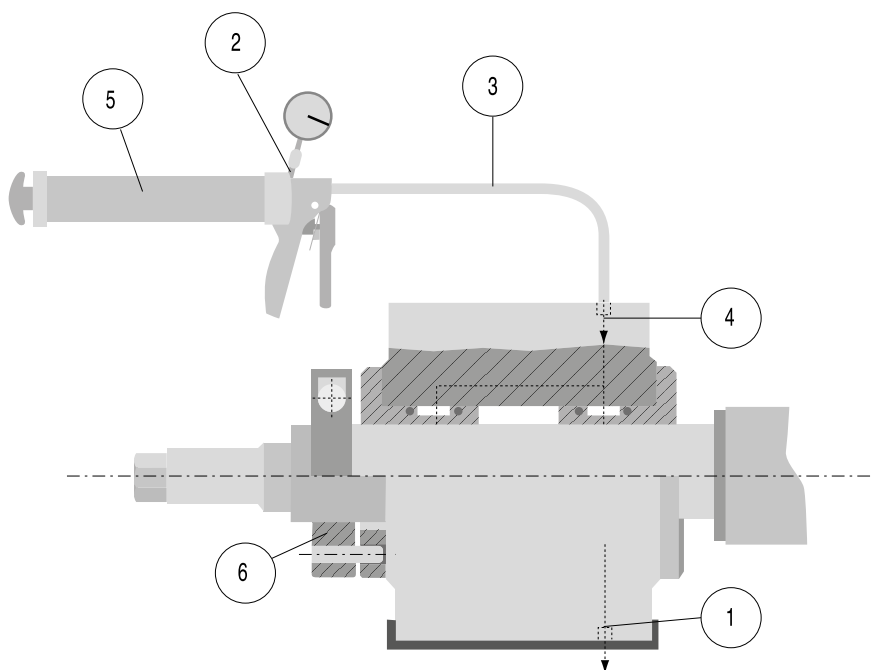
Werkzeug mit hydraulischer Zentrierspannung, aus hochfestem Stahl., Z von 4 bis 12 (abhängig von WKZ-Durchmesser) und Spanwinkeln von 23° bis 27°. 30x3 mm Standard HSS-Hobelmessern. Zum universellen Profilieren von Vollholz und Holzwerkstoffen in mehrspindigen Hobel- und Kehlautomaten bei hohen Vorschüben bis 120 m/min. Lediglich für mechanische Vorschübe geeignet. Fräser ohne HSS-Messer. Karosserien aus Leichtmetall auf Anfrage.



Boccola hydro con ingrassatori **ASSIALI**
AXIAL alignment of grease nipples
AXIALE Anordnung der Schmiernippel

TY31FB							Ricambi / Spare Parts / Ersatzteile		
Ø D [mm]	B [mm]	Ø d [mm]	Z	RPM min-max	Art. Nr.	€			T
152	60	40÷60	4	9100	TY31FB01		311005	501409	400115
152	100	40÷60	4	9100	TY31FB02		311009	501409	400115
152	130	40÷60	4	9100	TY31FB03		311012	501409	400115
152	150	40÷60	4	9100	TY31FB04		311014	501409	400115
152	180	40÷60	4	9100	TY31FB05		311017	501409	400115
152	230	40÷60	4	9100	TY31FB06		311022	501409	400115
152	310	40÷60	4	9100	TY31FB07		311030	501409	400115
152	60	40÷60	6	9100	TY31FB11		311005	501409	400115
152	100	40÷60	6	9100	TY31FB12		311009	501409	400115
152	130	40÷60	6	9100	TY31FB13		311012	501409	400115
152	150	40÷60	6	9100	TY31FB14		311014	501409	400115
152	180	40÷60	6	9100	TY31FB15		311017	501409	400115
152	230	40÷60	6	9100	TY31FB16		311022	501409	400115
152	260	40÷60	6	9100	TY31FB17		311025	501409	400115
152	310	40÷60	6	9100	TY31FB18		311030	501409	400115
163	60	40÷60	8	8500	TY31FB31		311005	501409	400115
163	100	40÷60	8	8500	TY31FB32		311009	501409	400115
163	130	40÷60	8	8500	TY31FB33		311012	501409	400115
163	150	40÷60	8	8500	TY31FB34		311014	501409	400115
163	180	40÷60	8	8500	TY31FB35		311017	501409	400115
163	230	40÷60	8	8500	TY31FB36		311022	501409	400115
163	260	40÷60	8	8500	TY31FB37		311025	501409	400115
163	310	40÷60	8	8500	TY31FB38		311030	501409	400115
190	60	40÷60	10	7300	TY31FB40		311005	501409	400115
190	100	40÷60	10	7300	TY31FB41		311009	501409	400115
190	130	40÷60	10	7300	TY31FB42		311012	501409	400115
190	150	40÷60	10	7300	TY31FB43		311014	501409	400115
190	180	40÷60	10	7300	TY31FB53		311017	501409	400115
190	230	40÷60	10	7300	TY31FB44		311022	501409	400115
190	260	40÷60	10	7300	TY31FB45		311025	501409	400115
190	310	40÷60	10	7300	TY31FB46		311030	501409	400115
215	60	40÷60	12	6400	TY31FB47		311005	501409	400115
215	100	40÷60	12	6400	TY31FB48		311009	501409	400115
215	130	40÷60	12	6400	TY31FB49		311012	501409	400115
215	150	40÷60	12	6400	TY31FB50		311014	501409	400115
215	180	40÷60	12	6400	TY31FB54		311017	501409	400115
215	230	40÷60	12	6400	TY31FB51		311022	501409	400115
215	260	40÷60	12	6400	TY31FB52		311025	501409	400115
215	310	40÷60	12	6400	TY31FB55		311030	501409	400115

Pressione di serraggio massima: / Maximum bush clamping pressure: / Maximaler Pressdruck der Spannbüchse:
400 Bar



SERRAGGIO DELL'UTENSILE

CUTTERHEAD CLAMPING

AUFSPANNUNG DES WERKZEUGS




A	Assicurarsi che le valvole di scarico dell'utensile (1) e della pompa (2) siano chiuse.	Make sure that the grease-release nipple (1) of tool and pressure relief screw of pump (2) are tight.	Sicherstellen, dass die Auslassventile/Nippel (1) des Werkzeugs und der Pumpe (2) geschlossen sind.
B	Inserire il tubo flessibile (3) nell'ingrassatore (4).	Place flexible clamping hose (3) on grease nipple (4) and push in.	Anbringen des Pumpenschlauchs (3) auf das Einlassventil/Nippel (4) des Werkzeugs.
C	Azionare la pompa (5), fino alla pressione di 400 bar.	Pump grease (5) with level until pressure gauge indicates 400 bar.	Pumpe (5) bis auf 400 bar Druck bringen.
D	Scaricare il tubo allentando la valvola di scarico della pompa (2).	Loosen relief screw (2) of pump until pressure has dropped.	Entleerung des Pumpenschlauchs (3) durch Öffnen des Auslassventils (2) der Pumpe.
E	Staccare il tubo (3) dell'ingrassatore.	Detach hose (3)	Entfernen des Pumpenschlauchs (3).
F	Controllare che l'utensile risulti ben fissato.	Check that tool is well clamped.	Überprüfen, dass das Werkzeug befestigt ist.
G	Montare l'anello di sicurezza (6).	Mount safety-ring (6)	Sicherheits-Spannring (6) befestigen.

DISSERRAGGIO DELL'UTENSILE

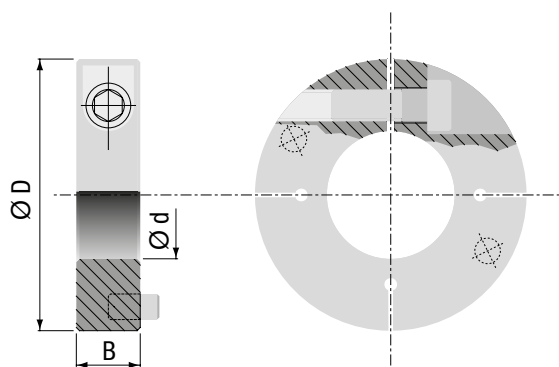
CUTTERHEAD UNCLAMPING

LÖSEN DES WERKZEUGS

A	Allentare le valvole di scarico dell'utensile (1) e lasciare defluire il grasso.	Untighten grease-release nipple (1) of tool and release grease.	Öffnen des Auslassventils/Nippels (1) des Werkzeugs und Fett auslaufen lassen.
B	Richiudere le valvole e sfilare l'utensile dalla macchina.	Tighten grease-release nipple and ease cutterhead off the spindle.	Schließen des Auslassventils/Nippels des Werkzeugs und Werkzeug von der Maschinenwelle entnehmen.

Ricambi / Spare Parts / Ersatzteile		
		
Ingrassatore / Nipple / Schmiernippel	Valvola / Valve / Entlastungsventil	Pompa / Grease pump / Hochleistungs-Fettpresse
Art. Nr. 501810	Art. Nr. 501811	Art. Nr. HYP1
€	€	€

• Disponibile a magazzino / Ready from stock / Ab Lager lieferbar



Anello di sicurezza / Safety ring / Sicherheits-Spanning

Ø D [mm]	B [mm]	Ø d [mm]	Art. Nr.	€
75	20	35	10110001	
85	20	40	10110002	
95	20	50	10110003	

Con le teste portacoltelli Hydro Stark viene fornito (a richiesta) un anello di sicurezza che assicura l'utensile serrato idraulicamente contro gli spostamenti assiali e radiali sull'albero. Sono disponibili 3 versioni in relazione alla dimensione del foro dell'utensile.

All Hydro cutter heads can be equipped (on request) with a safety ring which secures the tool against axial and radial movement on the machine spindle (force fit). Three versions are available in relation to the size of the tool bore.

Auf Anfrage können alle Hydro-Messerköpfe auch mit einem Sicherheits-Spanning geliefert werden, welcher das Werkzeug (kraftschlüssig) gegen axiale und radiale Bewegung auf der Maschinenspindel sichert.

TESTA ELICOIDALE A PRE-PIALLARE HELICAL CUTTER SPIRALFÜGEFRÄSER






STEEL BODY

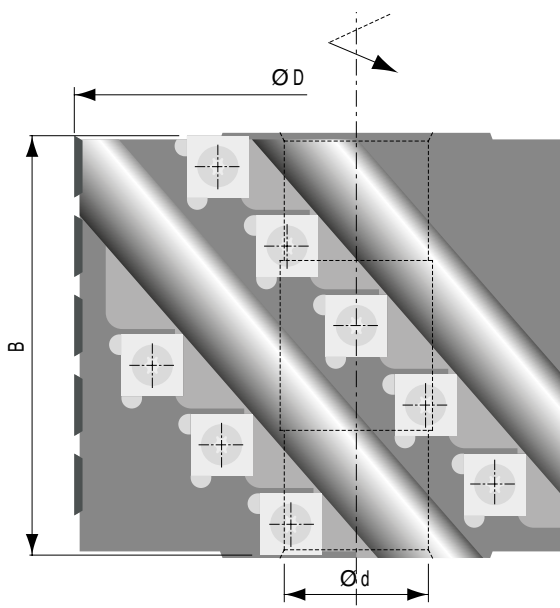
LIGHT ALLOY BODY

Testa elicoidale per medie finiture con corpo in acciaio o lega leggera equipaggiata di coltelli 14x14x2 in HM con quattro lati taglienti particolarmente adatta per grosse asportazioni. Le teste possono essere fornite di rasanti su uno o sui due lati. Il prezzo verrà aumentato in base al numero di rasanti montati. Possono essere costruite teste speciali fino ad un diametro massimo di 300 mm, lunghezza massima 310 mm e un numero di 4-6-8-10 eliche. Serraggio Hydro a richiesta.

Helical planing cutter in light alloy or steel execution, with standard TC knives 14x14x2 mm suitable for high feed rates and great removals, medium surface finishing in solid wood, available on demand with spurs for rebating, maximum diameter of 300 mm, maximum length of 680 mm with up to 10 helices on request. Execution with Hydro clamping on request.

Spiralfügefräser, Werkzeugkörper aus hochfestem Leichtmetall (FA) oder Stahl (FM), Schneiden 14x14x2 mm mit 4 Schneidfasen. Werkzeuge können auch nur mit einer Schneidfase geliefert werden auf Anfrage - Preis ändert sich je nach Anzahl der montierten Messer. Werkzeugdurchmesser bis 300 mm, Länge bis 680 mm und bis 10 Spiralen möglich. Hydro Spannung auf Anfrage.

TH74FA - TH74FM										Ricambi / Spare Parts / Ersatzteile		
Ø D [mm]	B [mm]	Ø d [mm]	Nr. Eliche Helices Spiralen	Z	RPM min-max	Lega leggera Light alloy Leichtmetall	€	Acciaio Steel Stahl	€			
						Art. Nr.		Art. Nr.				
70	90	25	4	14	19000	TH74FA01		TH74FM01		600201	500003	400420
80	90	30÷35	4	14	16700	TH74FA05		TH74FM05		600201	500003	400420
100	100	30÷40	4	16	13300	TH74FA10		TH74FM10		600201	500003	400420
125	100	40÷60	4	16	10600	TH74FA15		TH74FM15		600201	500003	400420
125	130	40÷60	4	20	10600	TH74FA16		TH74FM16		600201	500003	400420
125	180	40÷60	4	28	10600	TH74FA17		TH74FM17		600201	500003	400420
125	230	40÷60	4	36	10600	TH74FA18		TH74FM18		600201	500003	400420
125	100	40÷60	6	27	10600	TH74FA25		TH74FM25		600201	500003	400420
125	130	40÷60	6	30	10600	TH74FA26		TH74FM26		600201	500003	400420
125	180	40÷60	6	42	10600	TH74FA27		TH74FM27		600201	500003	400420
125	230	40÷60	6	54	10600	TH74FA28		TH74FM28		600201	500003	400420
140	100	40÷60	6	27	9500	TH74FA35		TH74FM35		600201	500003	400420
140	130	40÷60	6	30	9500	TH74FA36		TH74FM36		600201	500003	400420
140	180	40÷60	6	42	9500	TH74FA37		TH74FM37		600201	500003	400420
140	230	40÷60	6	54	9500	TH74FA38		TH74FM38		600201	500003	400420
140	100	40÷60	8	32	9500	TH74FA45		TH74FM45		600201	500003	400420
140	130	40÷60	8	40	9500	TH74FA46		TH74FM46		600201	500003	400420
140	180	40÷60	8	56	9500	TH74FA47		TH74FM47		600201	500003	400420
140	230	40÷60	8	72	9500	TH74FA48		TH74FM48		600201	500003	400420



TESTA ELICOIDALE A PIALLARE HELICAL PLANING CUTTER HEAD FEINHOBEL-SPIRALFÜGEFRÄSER



STEEL BODY

LIGHT ALLOY BODY



TH72FA
ADATTO PER
SUITABLE FOR
GEEIGNET FÜR
CNC




Testa piolla elicoidale con corpo in acciaio o lega leggera equipaggiata di coltelli in HM 15x15x2,5 con quattro lati taglienti. L'angolo assiale permette di lavorare con elevato avanzamento. Particolarmente adatta per ottenere buone finiture. Le teste possono essere equipaggiate di rasanti su uno o due lati. Il prezzo varierà in base al numero di rasanti montati. Possono essere costruite teste speciali fino a un diametro massimo di 300 mm, lunghezza massima 310 mm e un numero di 4-6-8-10 eliche.

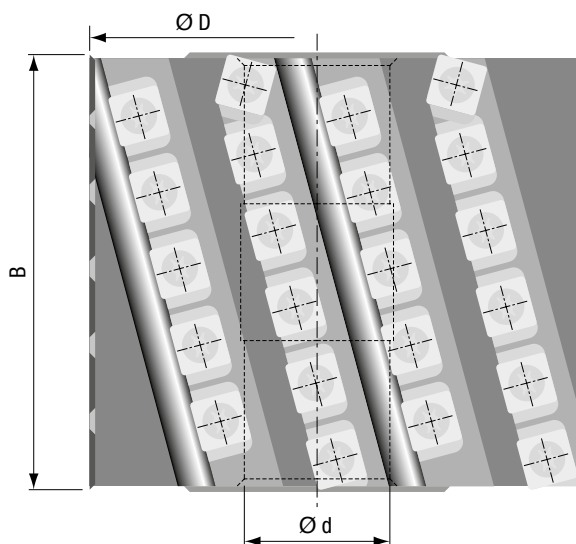
Serraggio Hydro a richiesta.

Helical planing cutter in light alloy or steel execution, axial angle alignment of the knives 15x15x2,5 mm for reduced cutting pressure, suitable for high feed rates, for excellent surface finishing in solid wood, available on demand with spurs for rebating, maximum diameter of 300 mm, maximum length of 310 mm with up to 10 helices on request.

Execution with Hydro clamping on request.

Spiralfügefräser, Werkzeugkörper aus hochfestem Leichtmetall (FA) oder Stahl (FM), Schneiden 15x15x2,5 mm mit 4 Schneidfasen, großer Achswinkel für reduzierten Schnittdruck. Werkzeuge können auch nur mit einer Schneidfase geliefert werden auf Anfrage - Preis ändert sich je nach Anzahl der montierten Messer. Werkzeugdurchmesser bis 300 mm, Länge bis 310 mm und bis 10 Spiralen möglich. Hydro Spannung auf Anfrage.

TH72FA - TH72FM										Ricambi / Spare Parts / Ersatzteile		
Ø D [mm]	B [mm]	Ø d [mm]	Nr. Eliche Helices Spiralen	Z	RPM min-max	Lega leggera Light alloy Leichtmetall	€	Acciaio Steel Stahl	€			
						Art. Nr.		Art. Nr.				
70	80	25	4	14	19000	TH72FA51		TH72FM51		600207	500003	400420
80	80	30÷35	4	14	16700	TH72FA55		TH72FM55		600207	500003	400420
100	100	30÷40	4	18	13300	TH72FA60		TH72FM60		600207	500003	400420
125	100	40÷60	4	18	10600	TH72FA65		TH72FM65		600207	500003	400420
125	130	40÷60	4	22	10600	TH72FA66		TH72FM66		600207	500003	400420
125	180	40÷60	4	32	10600	TH72FA67		TH72FM67		600207	500003	400420
125	230	40÷60	4	40	10600	TH72FA68		TH72FM68		600207	500003	400420
125	100	40÷60	6	27	10600	TH72FA75		TH72FM75		600207	500003	400420
125	130	40÷60	6	33	10600	TH72FA76		TH72FM76		600207	500003	400420
125	180	40÷60	6	48	10600	TH72FA77		TH72FM77		600207	500003	400420
125	230	40÷60	6	60	10600	TH72FA78		TH72FM78		600207	500003	400420
140	100	40÷60	6	27	9500	TH72FA85		TH72FM85		600207	500003	400420
140	130	40÷60	6	33	9500	TH72FA86		TH72FM86		600207	500003	400420
140	180	40÷60	6	48	9500	TH72FA87		TH72FM87		600207	500003	400420
140	230	40÷60	6	60	9500	TH72FA88		TH72FM88		600207	500003	400420
140	100	40÷60	8	36	9500	TH72FA95		TH72FM95		600207	500003	400420
140	130	40÷60	8	44	9500	TH72FA96		TH72FM96		600207	500003	400420
140	180	40÷60	8	64	9500	TH72FA97		TH72FM97		600207	500003	400420
140	230	40÷60	8	80	9500	TH72FA98		TH72FM98		600207	500003	400420








Testa pialla elicoidale con corpo in lega leggera montato su un opportuno attacco HSK 85 "PowerLock"® per 8000 RPM. È equipaggiata di coltelli in HW 15x15x2,5 con quattro lati taglienti a sviluppo elicoidale che le consentono di eseguire grosse asportazioni con buone finiture.

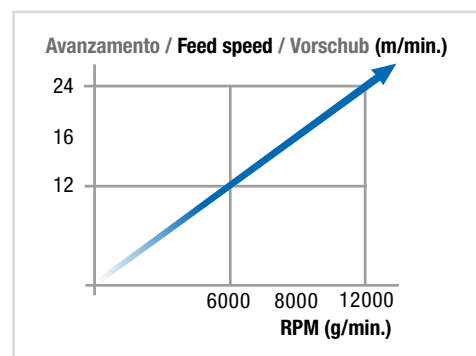
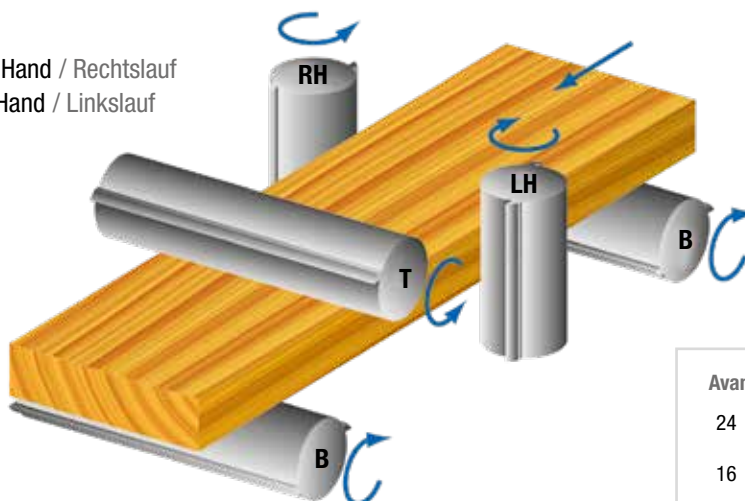
Helical head with aluminium body mounted on "PowerLock"® chuck.
 It is equipped with 15x15x2,5 knives in HW with four cutting edges.

Spiralmesserkopf mit Aluminium Körper montiert auf Powerlock-Schaft®.
 Bestückt mit HW-Messern 15x15x2,5 mm mit 4 Schneidfasen.

LIGHT ALLOY BODY

TH72PL POWER LOCK®										Ricambi / Spare Parts / Ersatzteile		
Ø D [mm]	B [mm]	Z	RPM min-max	Rotazione Rotation Lauf	Art. Nr.	€	Rotazione Rotation Lauf	Art. Nr.	€			
90	80	14	8000	RH/T	TS72PL02		LH/B	TS72PL01		600207	500003	400420
90	100	18	8000	RH/T	TS72PL04		LH/B	TS72PL03		600207	500003	400420
90	130	26	8000	RH/T	TS72PL06		LH/B	TS72PL05		600207	500003	400420
90	150	30	8000	RH/T	TS72PL08		LH/B	TS72PL07		600207	500003	400420
90	170	34	8000	RH/T	TS72PL10		LH/B	TS72PL09		600207	500003	400420
90	180	34	8000	T	TS72PL12		B	TS72PL11		600207	500003	400420
90	190	36	8000	T	TS72PL14		B	TS72PL13		600207	500003	400420
90	210	42	8000	T	TS72PL16		B	TS72PL15		600207	500003	400420
90	240	46	8000	T	TS72PL18		B	TS72PL17		600207	500003	400420

RH: Rotazione Destra / Right Hand / Rechtslauf
 LH: Rotazione Sinistra / Left Hand / Linkslauf
 T: Superiore / Top / Oben
 B: Inferiore / Bottom / Unten







STEEL BODY

Corpo utensili esclusi coltelli
Cutter excluding knives
Fräskopf ohne Messer

Teste portacoltelli modulari per eseguire giunzioni tipo "finger joint" per strutture portanti in legno lamellare (DIN 68140), serramenti e profili lamellari (DIN 1052). In acciaio ad alta resistenza con 4, 6 o 8 taglienti in HSS con rivestimento PVD, serraggio opposto al senso di rotazione. Solo per avanzamento meccanico.

High precision modular cutter system for longitudinal glue jointing (DIN 68140), optional with 4, 6 or 8 PVD-coated HSS-knives for highly stressed structural components in engineered timber construction (DIN 1052), window tooling and laminar profiling. Cutters with steel body, locked against rotation, suitable for mechanical feed only.

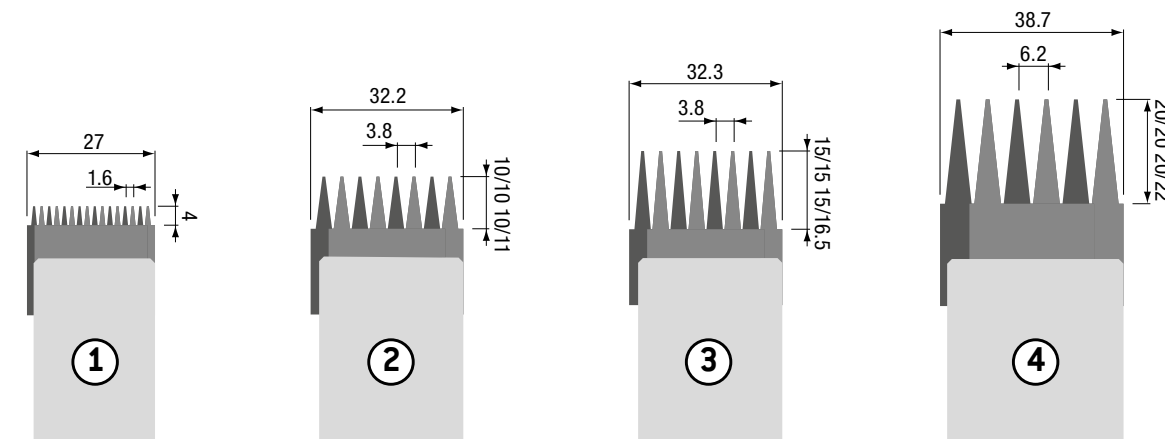
Hochpräzises, modulares Fräsersystem zum Einsatz auf Keilzinkenanlagen, Zinkenprofile für Längsverbindungen (DIN 68140) in hochbeanspruchten Bauteilen im Ingenieur-Holzbau (DIN 1052), sowie Fensterbau und in der Fußboden- und Leistenfabrikation. Tragkörper aus Stahl mit wahlweise 4, 6 oder 8 auswechselbaren PVD-beschichteten HSS- oder HW-Schneiden, Zinkenfräsersatz mit Verdrehsicherung, verlängerte Zinkenprofile für Maschinen mit Ablängvorrichtung erhältlich, für mechanischen Vorschub geeignet.



TG05FC									Ricambi / Spare Parts / Ersatzteile	
Ø D [mm]	B [mm]	Ø d [mm]	Z	RPM min-max	Art. Nr.	Type		€		
138 (160)	25,6	40÷50	4	8000	TG05FC01	①			501404	400003
226 (250)	25,6	40÷60	6	5500	TG05FC02	①			501404	400003
129 (160)	30,4	30	4	8500	TG05FC03030	②	•		501404	400003
129 (160)	30,4	40	4	8500	TG05FC03040	②	•			
129 (160)	30,4	50	4	8500	TG05FC03050	②	•			
129 (160)	30,4	30÷50	6	8500	TG05FC13	②			501404	400003
216 (250)	30,4	50	6	5500	TG05FC04050	②	•		501404	400003
216 (250)	30,4	30÷60	8	5500	TG05FC14	②			501404	400003
149 (170)	30,4	50	4	8000	TG05FC05050	③	•		501404	400003
149 (170)	30,4	30÷50	6	8000	TG05FC15	③			501404	400003
235 (260)	30,4	50	6	5200	TG05FC06050	③	•		501404	400003
235 (260)	30,4	30÷60	8	5200	TG05FC16	③			501404	400003
152 (180)	37,2	50	4	7500	TG05FC07050	④	•		501404	400003
232 (260)	37,2	50	6	5200	TG05FC08050	④	•		501404	400003

• Disponibile a magazzino / Ready from stock / Ab Lager lieferbar

Il diametro tra parentesi è quello con i coltelli montati. / The diameter in brackets is the diameter with the knives fitted.

Der in Klammern angegebene Durchmesser entspricht dem Durchmesser mit den montierten Messern.





RIVESTITO
 COATED
 BESCHICHTUNG

Coltelli in HSS rivestiti PVD / HSS-knives with PVD coating / HSS-Messer mit PVD-Beschichtung

CGMZOS						
L [mm]	Passo / Pitch / Teilung [mm]	Dim. [mm]	Art. Nr.	per / for / für Type		€
4	1,6	25,4 x 33 x 14	CGMZOS31	①	•	
10 / 10	3,8	28,4 x 38,5 x 14	CGMZOS62	②	•	
10 / 11	3,8	28,4 x 38,5 x 14	CGMZOS63	②	•	
15 / 15	3,8	28,4 x 38,5 x 14	CGMZOS64	③	•	
15 / 16,5	3,8	28,4 x 38,5 x 14	CGMZOS65	③	•	
20 / 20	6,2	32,5 x 48,5 x 14	CGMZOS66	④	•	
20 / 22	6,2	32,5 x 48,5 x 14	CGMZOS67	④	•	

• Disponibile a magazzino / Ready from stock / Ab Lager lieferbar

COLTELLI PER "FINGER JOINT" PER TG05FC
 FINGER JOINT KNIVES FOR TG05FC
 MINIZINKENMESSER FÜR TG05FC



Coltelli in HM / TC-knives / HW-Messer

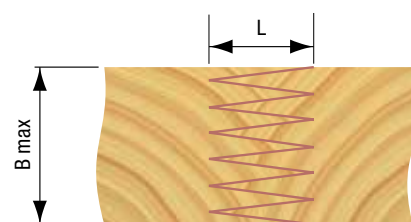
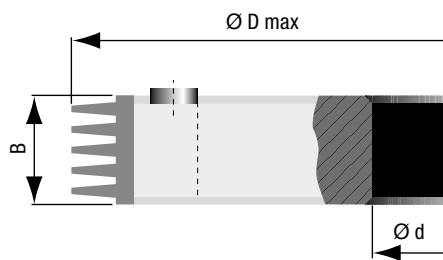
CGMZOM						
L [mm]	Passo / Pitch / Teilung [mm]	Dim. [mm]	Art. Nr.	per / for / für Type		€
10 / 10	3,8	28,4 x 38,5 x 14	CGMZOM62	②	•	
10 / 11	3,8	28,4 x 38,5 x 14	CGMZOM63	②	•	

Tabella per determinare il numero di teste da utilizzare in relazione allo spessore legno lavorato.

Choosing the correct cutter system.

Auswahl des geeigneten Fräasersystems.

TG05FC				
L [mm]	B max [mm]	Teste / Cutters / Fräser nr.	Ø D [mm]	B [mm]
4 / 4 Passo Pitch Teilung 1,6 mm	25,2	1	160 / 250	27
	50,8	2	160 / 250	52,6
	76,4	3	160 / 250	78,2
	102	4	160 / 250	103,8
	127,6	5	160 / 250	129,4
	153,2	6	160 / 250	155
10 / 10 10 / 11 Passo Pitch Teilung 3,8 mm	29,8	1	160 / 250	32,2
	60,2	2	160 / 250	62,6
	90,6	3	160 / 250	93
	121	4	160 / 250	123,4
	151,4	5	160 / 250	153,8
	181,8	6	160 / 250	184,2
	212,2	7	160 / 250	214,6
15 / 15 15 / 16,5 Passo Pitch Teilung 3,8 mm	29,8	1	170 / 260	32,2
	60,2	2	170 / 260	62,6
	90,6	3	170 / 260	93
	121	4	170 / 260	123,4
	151,4	5	170 / 260	153,8
	181,8	6	170 / 260	184,2
	212,2	7	170 / 260	214,6
	242,6	8	170 / 260	245
	273	9	170 / 260	275,4
	303,4	10	170 / 260	305,8
20 / 20 20 / 22 Passo Pitch Teilung 6,2 mm	36,3	1	180 / 260	38,7
	73,5	2	180 / 260	75,9
	110,7	3	180 / 260	113,1
	147,9	4	180 / 260	150,3
	185,1	5	180 / 260	187,5
	222,3	6	180 / 260	224,7
	259,5	7	180 / 260	261,9
	296,7	8	180 / 260	299,1
	333,9	9	180 / 260	336,3



10 / 11
15 / 16.5
20 / 22

Per lavorazioni su macchine dotate di utensile ad intestare.
Usable on machines with cutt-off hogging set.
Beim Einsatz auf Maschinen mit Ablängvorrichtung.

15 / 15
20 / 20

Per macchine compatte
for compact machines
Für Kompaktmaschine



SPECIFICHE TECNICHE
TECHNICAL FEATURES
TECHNISCHE EIGENSCHAFTEN

PERFORMANCE / PERFORMANCE / LEISTUNG

Coltelli in HSS sinterizzato con nuovo rivestimento PVD.
 Knives made of powder HSS with new PVD coating.
 Formgepresste HSS Messer mit neuartiger PVD Beschichtung.

MANUTENZIONE / MAINTENANCE / SERVICE

Il sistema di bloccaggio dalla parte posteriore del coltello garantisce una maggiore pulizia delle viti con conseguente semplicità di sostituzione dei coltelli.

Knife backside-clamping protects screws from wood dust with relative advantages during knives replacement.

Messerspannung am Messerrücken und somit stets saubere Schraubenköpfe für schnellen und problemlosen Messerwechsel.

DESIGN

Ampio scarico frontale dell'utensile per ottimale evacuazione del truciolo.

Special recesses in tooling geometry for efficient chip removal.

Großer frontaler Werkzeugauslass für optimale hervorragende Spanabfuhr.

PESO RIDOTTO / LIGHT WEIGHT / GEWICHTSREDUKTION

La forma scaricata, garantisce una riduzione del peso dell'utensile rendendolo paragonabile al saldobrasato.

Weight reduction thanks to wide recesses in tool bodies that makes it comparable to brazed tools.


Geringeres Werkzeuggewicht durch die offene Fräserform und die großen Spanräume.

AUTOPOSIZIONAMENTO DEL COLTELLO BREVETTATO
KNIVES POSITIONING PRECISION
HOCHPRÄZISE MESSERSPANNUNG

Massima precisione di accoppiamento tra utensile e coltello.
 Granted by the special PATENTED knife geometry.
 Patentierte Messerpositionierung.

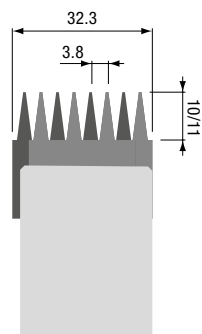
ELEVATA PRODUTTIVITÀ / HIGH PRODUCTIVITY / HOCHLEISTUNG

Esecuzione fino a 12 denti (Z=6 + 6 sul Ø 250) per altissime prestazioni con avanzamenti oltre 6 cicli/min.
 Up to 12 teeth (Z=6 + 6 on Ø 250) for extremely high performances with feed rates over 6 cycles/min.
 Ausführung bis 12 Zähne (Z=6 + 6 auf Ø 250) für Hochgeschwindigkeit mit Vorschüben über 6 Zyklen/Min.





STEEL BODY



Corpo utensili esclusi coltelli
Cutter excluding knives
Fräskopf ohne Messer

Sistema modulare ad alte performances con serraggio dei coltelli brevettato per giunzioni longitudinali (DIN 68140), a 4-16 coltelli opzionali in HSS sinterizzato rivestiti PVD. Specifico per elementi ad alta sollecitazione strutturale nell'ingegneria del legno per costruzione (DIN 1052), serramenti e profili lamellari. Frese con corpo in acciaio con sistema di sicurezza anti-rotazione, serraggio posteriore ai coltelli per una sostituzione sicura e rapida dei coltelli, adatto solo per macchine automatiche. Corpo utensili esclusi coltelli.

High performance modular cutter system with patented knife clamping for longitudinal glue jointing (DIN 68140), optional with 4-16 PVD-coated powder HSS-knives for highly stressed structural components in engineered timber construction (DIN 1052), window tooling and laminar profiling. Cutters with steel body, locked against rotation, knife backside clamping for fast and easy knife change, suitable for mechanical feed only. Cutter excluding knives.

Hochpräzises, modulares Fräsersystem mit patentierter Messerspannung zum Einsatz auf Keilzinkenanlagen, Zinkenprofile für Längsverbindungen (DIN 68140) in hochbeanspruchten Bauteilen im Ingenieur-Holzbau (DIN 1052), sowie Fensterbau und in der Fußboden- und Leistenfabrikation. Tragkörper aus Stahl mit wahlweise 4-16 auswechselbaren PVD-beschichteten, formgepressten HSS-Schneiden, wesentlich höhere Standwege und dadurch weniger Messerwechsel dank neuartigem Schneidwerkstoff, Zinkenfräsersatz mit Verdrehsicherung, Spannung der Messer lediglich rückseitig durch Schrauben für schnellen und komfortablen Messerwechsel, für mechanischen Vorschub geeignet. Fräskopf ohne Messer.


"JOINTEX" TG06FC							Ricambi / Spare Parts / Ersatzteile		
Ø D [mm]	B [mm]	Ø d [mm]	Z	RPM min-max	Art. Nr.	€			
129 (160)	30,4	50	4	8500	TG06FC03050	•	502901	400114	
129 (160)	30,4	50	6	8500	TG06FC13050	•	502901	400114	
218 (250)	30,4	50	6	5500	TG06FC04050	•	502901	400114	
218 (250)	30,4	50	8	5500	TG06FC14		502901	400114	
218 (250)	30,4	50	10	5500	TG06FC18		502901	400114	
218 (250)	30,4	50	12	5500	TG06FC28		502901	400114	
218 (250)	30,4	50	14	5500	TG06FC44		502901	400114	
218 (250)	30,4	50	16	5500	TG06FC54050	•	502901	400114	

• Disponibile a magazzino / Ready from stock / Ab Lager lieferbar

Il diametro tra parentesi è quello con i coltelli montati. / The diameter in brackets is the diameter with the knives fitted.
 Der in Klammern angegebene Durchmesser entspricht dem Durchmesser mit den montierten Messern.



COLTELLI PER GIUNZIONI TIPO "FINGER JOINT" PER TG06FC
FINGER JOINT KNIVES - FOR TG06FC
MINIZINKENMESSERS FÜR TG06FC



RIVESTITO COATED BESCHICHTUNG

Coltelli in HSS sinterizzato con rivestimento PVD
 Powder HSS-knives with PVD-coating
 Formgepresste HSS-Messer mit PVD-Beschichtung



L [mm]	Passo / Pitch / Teilung [mm]	Dim. [mm]	Art. Nr.	€
10 / 11	3,8	28,5 x 40 x 14,1	CGMZ0S72	•

• Disponibile a magazzino / Ready from stock / Ab Lager lieferbar












STEEL BODY



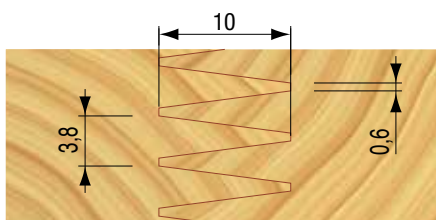
Teste in acciaio ad alta resistenza con inserti in HM per eseguire giunzioni tipo "finger joint" verticali e orizzontali profilo 10/11. L'utensile risulta molto versatile e garantisce un elevato rendimento sia nella lavorazione di legni teneri sia di quelli duri/esotici. Facile sostituzione e posizionamento dei coltelli, possibilità di riaffilatura (3,5 mm max), elevato rendimento sugli impianti industriali con basso consumo di energia e adatto unicamente all'utilizzo MEC.

Steel cutters mounted on coupling bush with Tungsten Carbide inserts for high-end horizontal and vertical profile 10/11 "finger"-type joints, usable on industrial finger joint lines, easy replacement and positioning of the TC-inserts, re-sharpening zone 3,5 mm, suitable for MEC feed only.

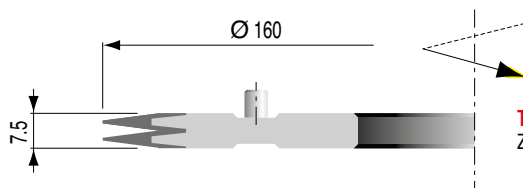
Modulares Fräsersystem zum Einsatz auf Keilzinkenanlagen, für Zinkenverbindungen in Weich- und Hartholz, speziell für Fensterkanteln geeignet. Tragkörper aus Stahl, auf Spannbüchse montiert mit Messereinsätzen aus Hartmetall (HW), 4, 6 oder 8 Schneiden für höchste Produktivität und hohe Standwege auf Keilzinkenanlagen, 3,5 mm Nachschleifzone, komfortabler Messerwechsel und präzise Messerpositionierung, je nach Anlage mit Werkzeugdurchmesser 160 mm oder 250 mm lieferbar.

TG25FM									Ricambi / Spare Parts / Ersatzteile						
D [mm]	B [mm]	Ø d [mm]	Z	RPM min-max	Art. Nr.		Type	€							
160	7,6	50	2+2	9000	TG25FM01050		①		600731	600732	500215				400425
160	7,6	50	3+3	9000	TG25FM11050		①		600731	600732	500215				400425
160	11,4	50	2+2+2	9000	TG25FM04050		②		600731	600732	500215				400425
160	11,4	50	3+3+3	9000	TG25FM14050		②		600731	600732	500215				400425
160	11,4	50	2+2	9000	TG25FM12050		③					600734	600735	500216	400425
160	11,4	50	3+3	9000	TG25FM22050		③					600734	600735	500216	400425
160	15,2	50	2+2+2	9000	TG25FM13050		④					600734	600735	500216	400425
160	15,2	50	3+3+3	9000	TG25FM23050		④					600734	600735	500216	400425
250	7,6	50	3+3	5500	TG25FM06050	•	⑤		600731	600732	500215				400425
250	7,6	50	4+4	5500	TG25FM16050	•			600731	600732	500215				400425
250	7,6	50	6+6	5500	TG25FM36050				600731	600732	500215				400425
250	11,4	50	3+3+3	5500	TG25FM09050	•	⑥		600731	600732	500215				400425
250	11,4	50	4+4+4	5500	TG25FM19050	•			600731	600732	500215				400425
250	11,4	50	5+5+5	5500	TG25FM29050				600731	600732	500215				400425
250	11,4	50	6+6+6	5500	TG25FM39050				600731	600732	500215				400425
250	11,4	50	3+3	5500	TG25FM10050	•	⑦					600734	600735	500216	400425
250	11,4	50	4+4	5500	TG25FM20050	•						600734	600735	500216	400425
250	11,4	50	6+6	5500	TG25FM50050							600734	600735	500216	400425
250	15,2	50	3+3+3	5500	TG25FM30050		⑧					600734	600735	500216	400425
250	15,2	50	4+4+4	5500	TG25FM40050							600734	600735	500216	400425
250	22	50	3+3+3	5500	TG25FM18050		⑨		600731		500215		600735	500216	400425
250	22	50	3+3+3	5500	TG25FM27050		⑩			600732	500215	600734		500216	400425

• Disponibile a magazzino / Ready from stock / Ab Lager lieferbar

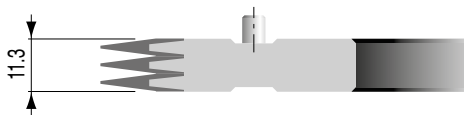


①



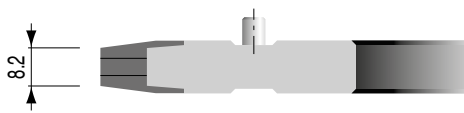
TG25FM01050 / **TG25FM11050**
 Z= 2 + 2 / Z= 3 + 3

②



TG25FM04050 / **TG25FM14050**
 Z= 2 + 2 + 2 / Z= 3 + 3 + 3

③



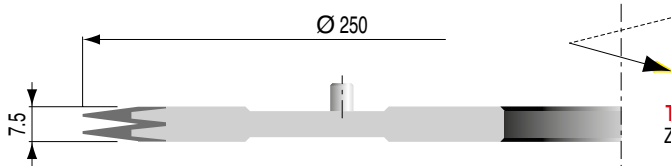
TG25FM12050 / **TG25FM22050**
 Z= 2 + 2 / Z= 3 + 3

④



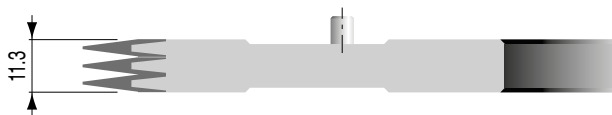
TG25FM13050 / **TG25FM23050**
 Z= 2 + 2 + 2 / Z= 3 + 3 + 3

⑤



TG25FM06050 / **TG25FM16050** / **TG25FM36050**
 Z= 3 + 3 / Z= 4 + 4 / Z= 6 + 6

⑥



TG25FM09050 / **TG25FM19050** / **TG25FM29050** / **TG25FM39050**
 Z= 3 + 3 + 3 / Z= 4 + 4 + 4 / Z= 5 + 5 + 5 / Z= 6 + 6 + 6

⑦



TG25FM10050 / **TG25FM20050** / **TG25FM50050**
 Z= 3 + 3 / Z= 4 + 4 / Z= 6 + 6

⑧



TG25FM30050 / **TG25FM40050**
 Z= 3 + 3 + 3 / Z= 4 + 4 + 4

⑨



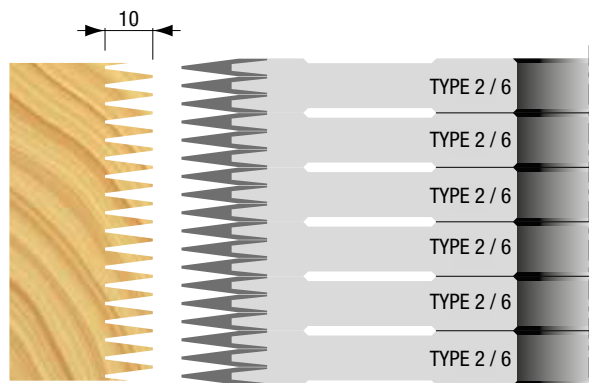
TG25FM18050
 Z= 3 + 3 + 3

⑩

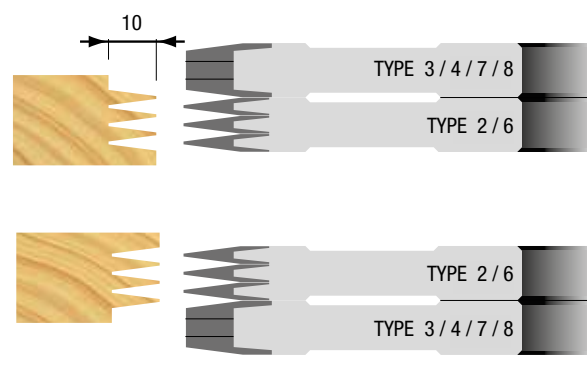


TG25FM27050
 Z= 3 + 3 + 3

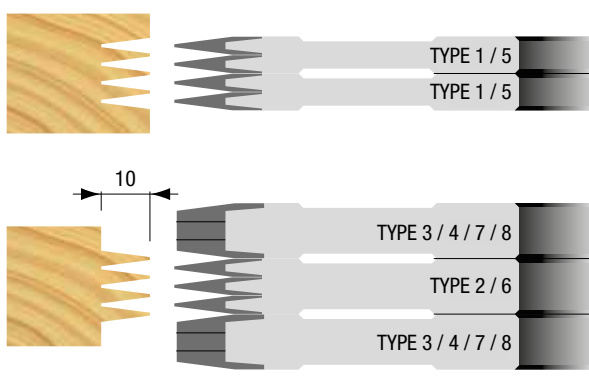
Giunto verticale / Vertical joint / Vertikale Zinkung




Giunto orizzontale / Horizontal joint / Horizontale Zinkung



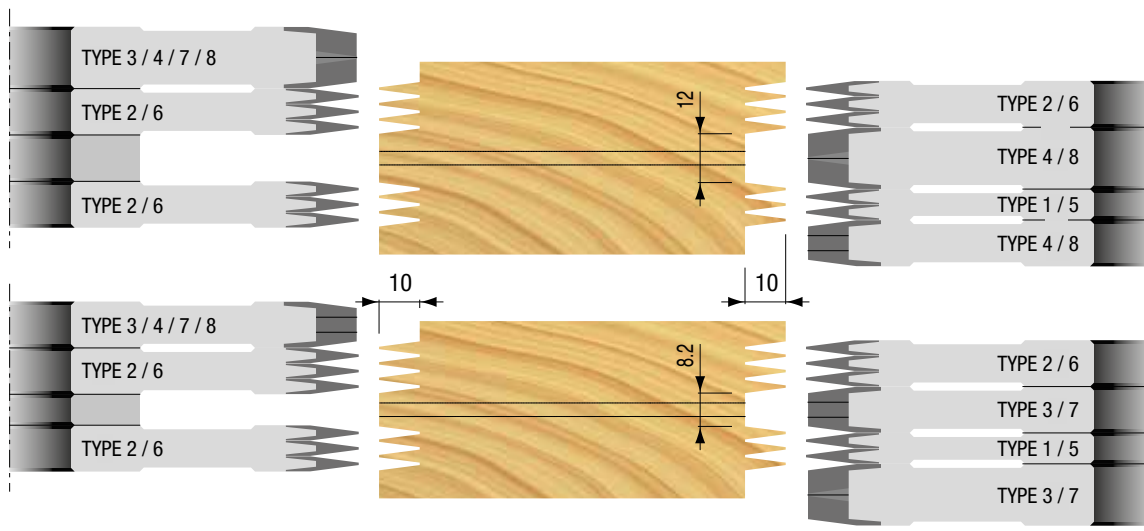
Giunto orizzontale per macchine "doppie"
 Horizontal joints on double-end machines
 Horizontale Zinkung mit unterschiedlichen Stegen



Giunto orizzontale con piani laterali centrati
 Horizontal joint with centred side plates
 Horizontale Zinkung mit mittigem Steg



Giunto orizzontale "Re-saw" / Horizontale Zinkung / "Re-saw" horizontal joint










LIGHT ALLOY BODY




Il corpo in lega leggera è corredato da 4 oppure 6 «settori» con taglienti in HM riaffilabili come una sega circolare e sostituibili. L'accoppiamento di più elementi per spessori di taglio multipli di 30 mm può avvenire mediante specifico assemblaggio da richiedere in sede di ordinazione. I tipi «1» e «2» hanno il mozzo interno e i tipi «3» e «4» il mozzo a filo con lo spessore del corpo. Lama su richiesta.

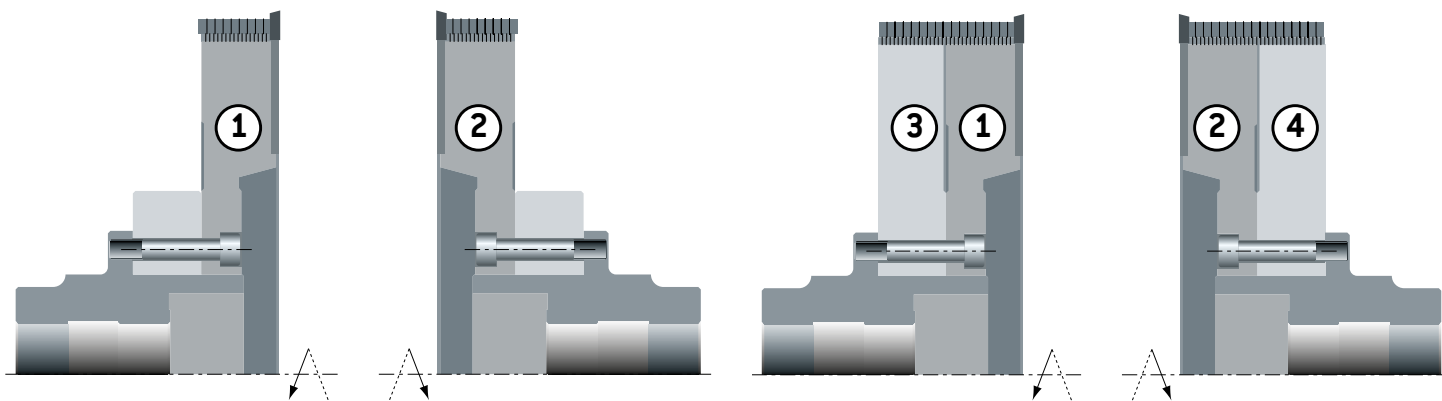
Light alloy body equipped with 4 or 6 TCT cutting segments (resharpenable), assembly system with cutting widths of multiples of 30 mm, used for hogging solid timber, panels and edge banding, suitable for mechanical feed. Saw Blade on request.

Alu-Tragkörper mit 4 bzw. 6 austauschbaren Hartmetall-Segmenten (nachscharfbar), Aufbausystem mit Verbreiterung des Zerspaners um jeweils 30 mm, für mechanische Vorschübe geeignet. «1» und «2» mit innenliegend Nabe, «3» und «4» haben eine bündige Nabe. Kreissäge auf Anfrage.

TAL2FM - Corpo truciolatore / Hogging unit body / Zerspanerkörper									Ricambi / Spare Parts / Ersatzteile				
Ø D [mm]	B [mm]	Ø d [mm]	Z	RPM min-max	Rotation	Art. Nr.	Type	€					
250	30	60	32	6000	SX	TAL2FM01060	①		601107 (4 pcs)	500605	500701	400114	400115
250	30	80	32	6000	SX	TAL2FM01080	①		601107 (4 pcs)	500605	500701	400114	400115
250	30	60	32	6000	DX	TAL2FM02060	②		601107 (4 pcs)	500605	500701	400114	400115
250	30	80	32	6000	DX	TAL2FM02080	②		601107 (4 pcs)	500605	500701	400114	400115
300	30	60	42	5000	SX	TAL2FM03060	①		601108 (6 pcs)	500605	500701	400114	400115
300	30	80	42	5000	SX	TAL2FM03080	①		601108 (6 pcs)	500605	500701	400114	400115
300	30	60	42	5000	DX	TAL2FM04060	②		601108 (6 pcs)	500605	500701	400114	400115
300	30	80	42	5000	DX	TAL2FM04080	②		601108 (6 pcs)	500605	500701	400114	400115
350	30	60÷80	48	4000	SX	TAL2FM05	①		601109 (6 pcs)	500605	500701	400114	400115
350	30	60÷80	48	4000	DX	TAL2FM06	②		601109 (6 pcs)	500605	500701	400114	400115

• Disponibile a magazzino / Ready from stock / Ab Lager lieferbar

TAL2FM - Elementi per accoppiamento / Coupling elements / Erweiterungen									Ricambi / Spare Parts / Ersatzteile		
Ø D [mm]	B [mm]	Ø d [mm]	Z	RPM min-max	Rotation	Art. Nr.	Type	€			
250	30	60÷80	32	6000	SX	TAL2FM11	③		601107 (4 pcs)	500701	400115
250	30	60÷80	32	6000	DX	TAL2FM12	④		601107 (4 pcs)	500701	400115
300	30	60÷80	42	5000	SX	TAL2FM13	③		601108 (6 pcs)	500701	400115
300	30	60÷80	42	5000	DX	TAL2FM14	④		601108 (6 pcs)	500701	400115
350	30	60÷80	48	4000	SX	TAL2FM15	③		601109 (6 pcs)	500701	400115
350	30	60÷80	48	4000	DX	TAL2FM16	④		601109 (6 pcs)	500701	400115



Bussole di accoppiamento solo su richiesta / Assembly bushes on request / Spannbüchsen auf Anfrage



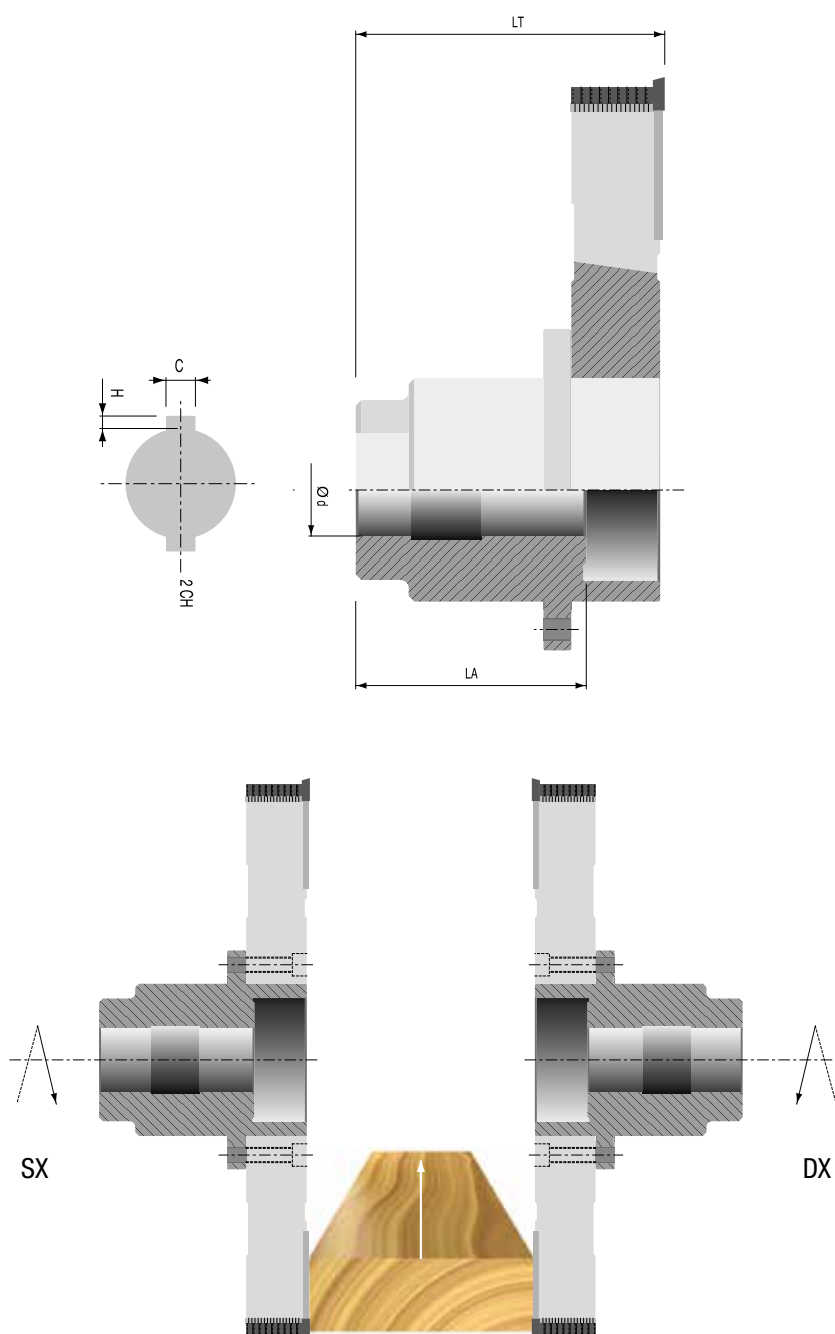
STR1FM - Lama circolare per truciolatore / Saw blade for hogging unit / Kreissäge für Zerspaner							
Ø D [mm]	B [mm]	Ø d [mm]	Z	Rotation	Art. Nr.		€
255	4,2	155	40	DX	STR1FM20155		
255	4,2	155	60	DX	STR1FM22155	•	
300	4,2	155	48	DX	STR1FM24155		
300	4,2	155	72	DX	STR1FM26155	•	
350	4,2	200	84	DX	STR1FM30155		
255	4,2	155	40	SX	STR1FM21155		
255	4,2	155	60	SX	STR1FM23155	•	
300	4,2	155	48	SX	STR1FM25155		
300	4,2	155	72	SX	STR1FM27155	•	
350	4,2	200	84	SX	STR1FM31200		

• Disponibile a magazzino / Ready from stock / Ab Lager lieferbar

In fase di ordine è importante specificare il tipo di macchina sulla quale viene montato il truciolatore, e possibilmente tutte le dimensioni indicate, compresa la rotazione.

When placing an order please state all relevant technical requirements like machine type, rotation, dimension etc.

Bei Bestellung sind Angaben über Maschinentyp, technische Besonderheiten und Drehrichtung zwingend erforderlich.














STEEL BODY

Gruppo teste con coltellini composto da 3 elementi. L'elemento "1" e l'elemento "3" sono sagomati e consentono di effettuare smussi a 45° e/o raggi (R=2, 3, 4, 5, 6 mm). Gli elementi centrali "2" e "4", costruiti con angolo di taglio assiale, spianano la parte diritta del pannello da lavorare. In fase di ordine indicare il tipo di coltello desiderato e il profilo richiesto. Prezzo incluso coltelli.

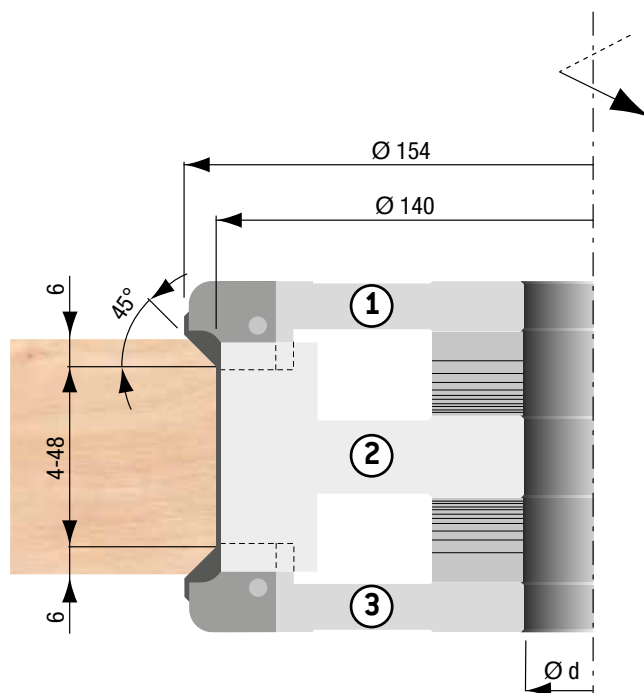
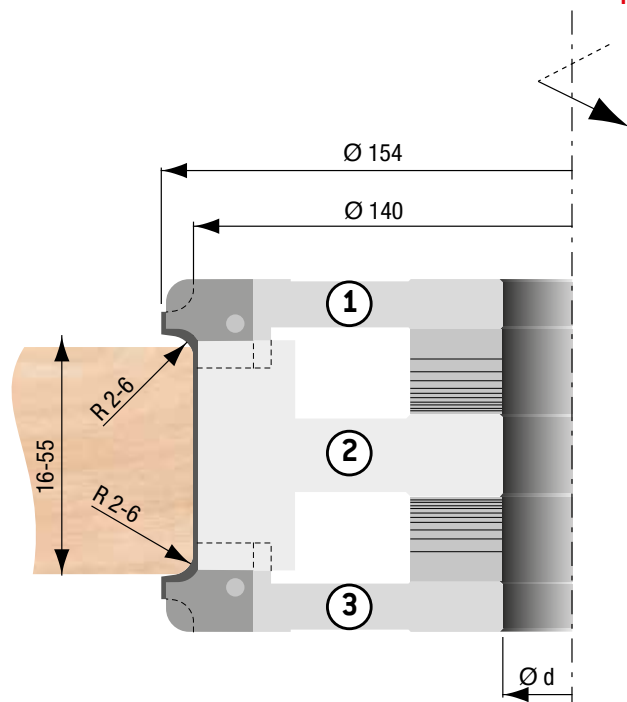
Cutter set consisting of 3 cutters with steel body and Tungsten Carbide knives for jointing and rounding/bevelling in moulding machines, axial angle alignment of the knives for reduced cutting pressure and excellent cutting results, suitable for mechanical feed. When ordering please specify the knives and the profile required. Price including knives.

Hochleistungs-Werkzeug zum zeitgleichen Fügen und Abrunden/Fasen der Kanten in Kehlautomaten und Vierseitern. Dreiteiliger Werkzeugsatz mit Tragkörpern aus Stahl und HW-Wechselmessern für hohe Standwege, Achswinkel der Fügescneiden für reduzierten Schnittdruck und exzellente Schnittleistung. In Profilfräser "1" und "3" können sowohl Radius- wie auch Fasemesser eingesetzt werden, für mechanische Vorschübe geeignet. Bitte das benötigte Profil bei Bestellung angeben. Profilmesser im Lieferumfang enthalten.

TH34FM								Ricambi / Spare Parts / Ersatzteile									
Ø D [mm]	B [mm]	Ø d [mm]	Z	RPM min-max	Art. Nr.	Type	€										
								R2	R3	R4	R5	R6	α = 45°				
154	20	30	3	9500	TH34FM01030	①	•		602017	602019	602021	602023	602025	602026	350055	502402	
154	20	31,75	3	9500	TH34FM01031	①	•		602017	602019	602021	602023	602025	602026	350055	502402	
154	20	35	3	9500	TH34FM01035	①	•		602017	602019	602021	602023	602025	602026	350055	502402	
154	20	40	3	9500	TH34FM01040	①	•		602017	602019	602021	602023	602025	602026	350055	502402	
154	20	50	3	9500	TH34FM01050	①	•		602017	602019	602021	602023	602025	602026	350055	502402	
140	50	30	3	9500	TH34FM02030	②	•	600006							350009	502402	
140	50	31,75	3	9500	TH34FM02031	②	•	600006							350009	502402	
140	50	35	3	9500	TH34FM02035	②	•	600006							350009	502402	
140	50	40	3	9500	TH34FM02040	②	•	600006							350009	502402	
140	50	50	3	9500	TH34FM02050	②	•	600006							350009	502402	
154	20	30	3	9500	TH34FM03030	③	•		602017	602019	602021	602023	602025	602026	350053	502402	
154	20	31,75	3	9500	TH34FM03031	③	•		602017	602019	602021	602023	602025	602026	350053	502402	
154	20	35	3	9500	TH34FM03035	③	•		602017	602019	602021	602023	602025	602026	350053	502402	
154	20	40	3	9500	TH34FM03040	③	•		602017	602019	602021	602023	602025	602026	350053	502402	
154	20	50	3	9500	TH34FM03050	③	•		602017	602019	602021	602023	602025	602026	350053	502402	
140	60	30	3	9500	TH34FM04030	④	•	600007							350010	502402	
140	60	31,75	3	9500	TH34FM04031	④	•	600007							350010	502402	
140	60	35	3	9500	TH34FM04035	④	•	600007							350010	502402	
140	60	40	3	9500	TH34FM04040	④	•	600007							350010	502402	
140	60	50	3	9500	TH34FM04050	④	•	600007							350010	502402	

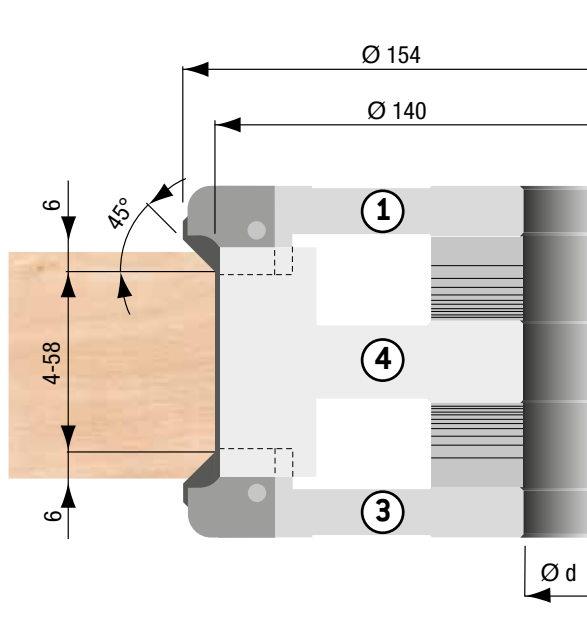
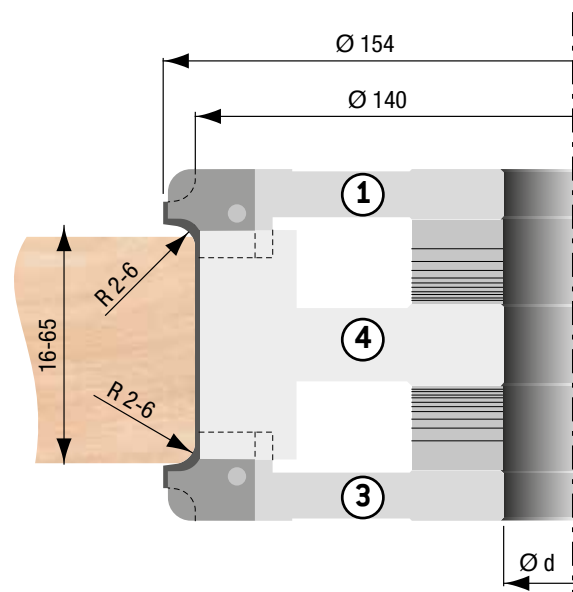
• Disponibile a magazzino / Ready from stock / Ab Lager lieferbar

TH34FM10



I tre elementi 1, 2 e 3 sono ordinabili in **SET** con codice **TH34FM10**.
 The three elements 1, 2 and 3 can be ordered in **SET** with code **TH34FM10**.
 Die drei Elemente 1, 2 und 3 können im **SET** mit dem Code **TH34FM10** bestellt werden.

TH34FM20



I tre elementi 1, 4 e 3 sono ordinabili in **SET** con codice **TH34FM20**.
 The three elements 1, 4 and 3 can be ordered in **SET** with code **TH34FM20**.
 Die drei Elemente 1, 4 und 3 können im **SET** mit dem Code **TH34FM20** bestellt werden.

GRUPPI TESTE CON COLTELLINI PER PARCHETTI E PERLINE TONGUE AND GROOVE CUTTER SET NUT- UND FEDERFRÄSERGARNITUR










STEEL BODY

Gruppi di teste con coltellini, intercambiabili tra loro per la realizzazione di parchetti e perline su macchine scorniciatrici. Gli utensili sono regolabili mediante anelli distanziali che permettono di ottenere gli spessori e i profili desiderati. I gruppi sono corredati da bussole di accoppiamento per l'assemblaggio delle singole teste.



Set of steel cutters mounted on assembly bush for producing up to 17 different variations of tongue and groove profiles on moulding machines, suitable for mechanical feed.

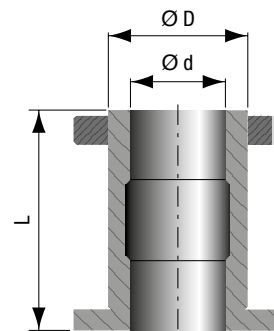
Fräsersatz zur Herstellung von Nut- und Federprofilen auf mehrspindigen Kehlautomaten. Fräskörper aus Stahl auf Büchse montiert mit Profil- und Wendemessern aus Hartmetall, bis zu 17 unterschiedlichen Profilvariationen. Für mechanische Vorschübe geeignet.

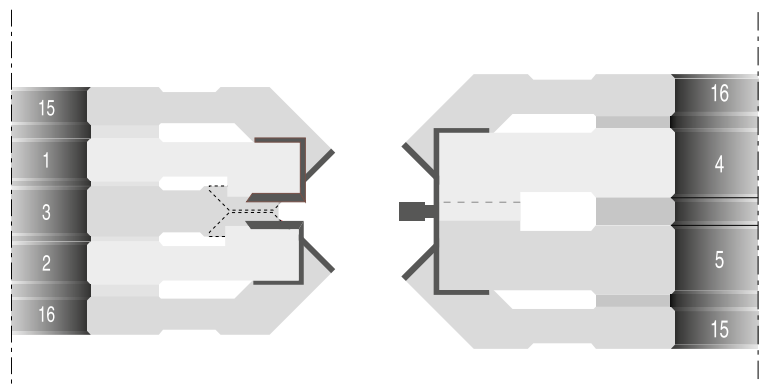
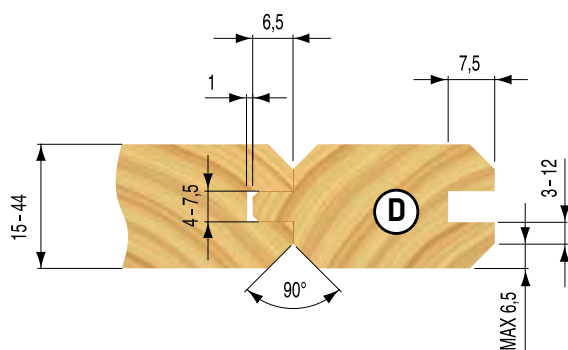
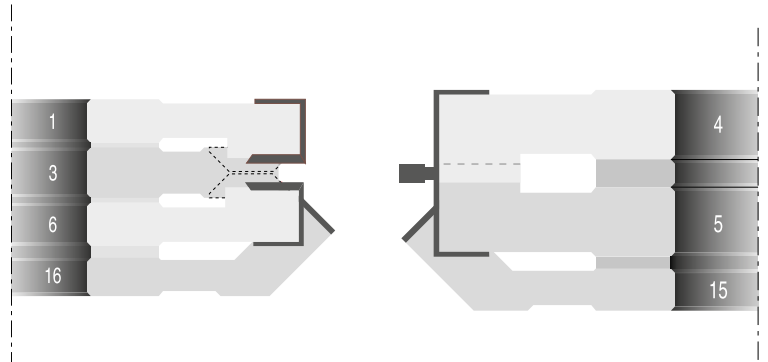
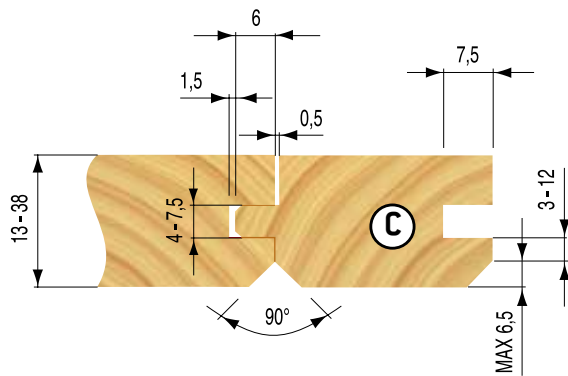
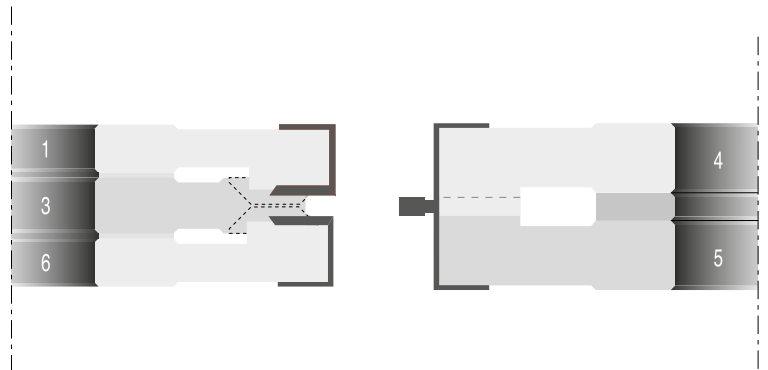
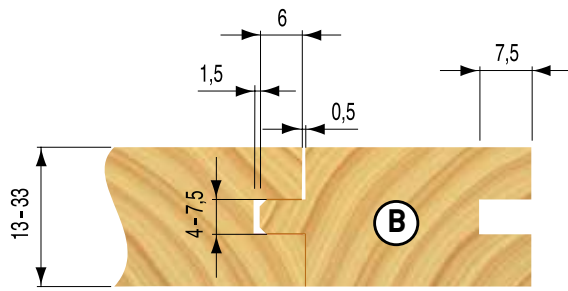
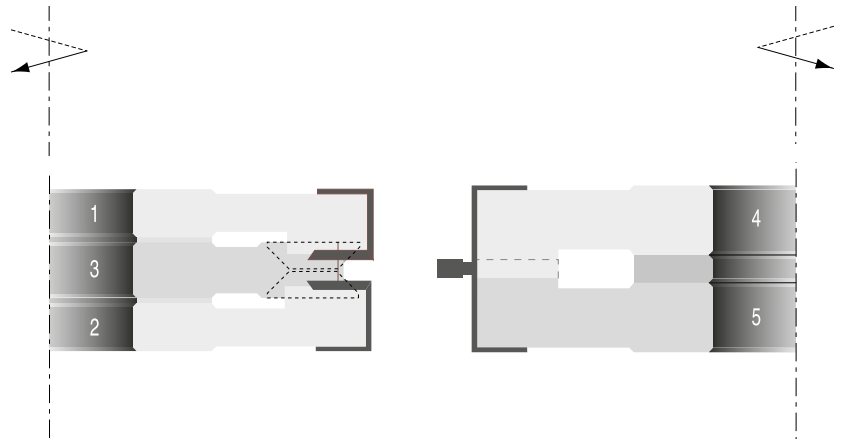
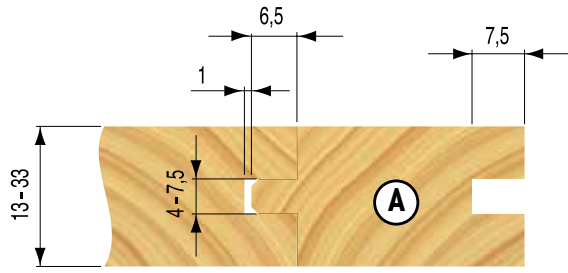
TH20FM											Ricambi / Spare Parts / Ersatzteile								
Ø D [mm]	B [mm]	Ø d [mm]	Z	V	I	S	Nr.	RPM min-max	Art. Nr.	•	€								
140	15	50	4	2			1	10000	TH20FM01050	•		600003	350004	502404	600201	500002			
140	15	50	4	2			2	10000	TH20FM02050	•		600003	350004	502404	600201	500002			
127	12	50	2			2	3	10000	TH20FM03050	•		600002	350023	502403				500205	
155	20	50	4		2		4	10000	TH20FM25050	•		600004	350005	502402			600766	500205	
155	20	50	4		2		5	10000	TH20FM26050	•		600004	350005	502402			600766	500205	
139	15	50	4	2			6	10000	TH20FM06050	•		600003	350004	502404	600201	500002			
175	15	50	4	2			7	8000	TH20FM07050	•		600003	350004	502402	600201	500002		500201	600601/02
155	20	50	4		2		8	9000	TH20FM27050	•		600004	350005	502404	600201	500002	600766	500205	
160	15	50	4	2			9	9000	TH20FM09050	•		600003	350004	502402	600201	500002		500201	600601/02
155	20	50	4		2		10	9000	TH20FM28050	•		600004	350005	502404			600766	500205	
168	20	50	4		2		11	9500	TH20FM11050	•		600004	350005	502402			600710		
149	15	50	4	2			12	9500	TH20FM12050	•		600003	350004	502402	600201	500002		500201	600601/02
168	20	50	4		2		13	8500	TH20FM13050	•		600004	350005	502404			600703	500205	
168	20	50	4		2		14	8500	TH20FM14050	•		600004	350005	502404			600703	500205	
154	12	50	2				15	9000	TH20FM15050	•		600002	350023	502403					
154	12	50	2				16	9000	TH20FM16050	•		600002	350023	502403					
122	12	50	2			2	17	10000	TH20FM17050	•		600002	350023	502403				500205	
160	20	50	4		2		18	10000	TH20FM18050	•		600004	350005	502402			600704	500205	
160	20	50	4		2		19	10000	TH20FM19050	•		600004	350005	502402			600703	500205	
160	20	50	4		2		20	9000	TH20FM20050	•		600004	350005	502404			600703	500205	
160	20	50	4		2		21	9000	TH20FM21050	•		600004	350005	502404			600703	500205	
175	20	50	4	2			22	8000	TH20FM22050	•		601461	350024	502402	600201	500002			
160	20	50	4		2		23	9000	TH20FM23050	•		601462	350005	502404			600703	500205	
195	20	50	4				24	7000	TH20FM24050	•		601463	350082	502402					

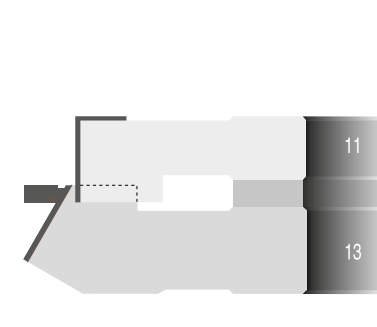
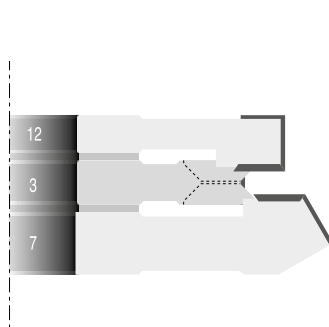
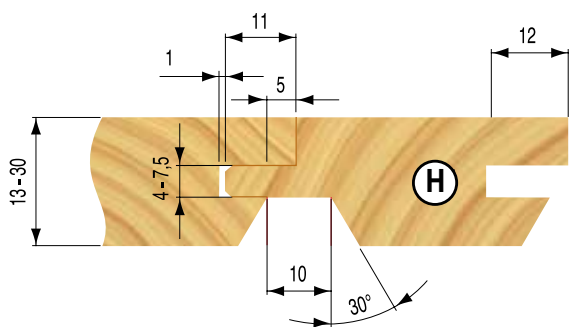
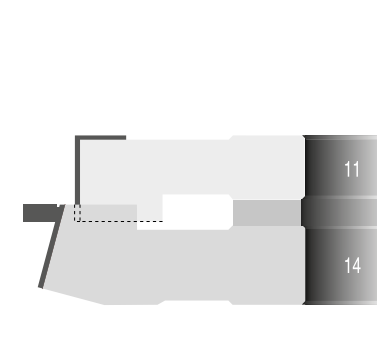
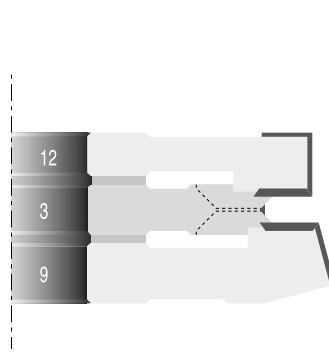
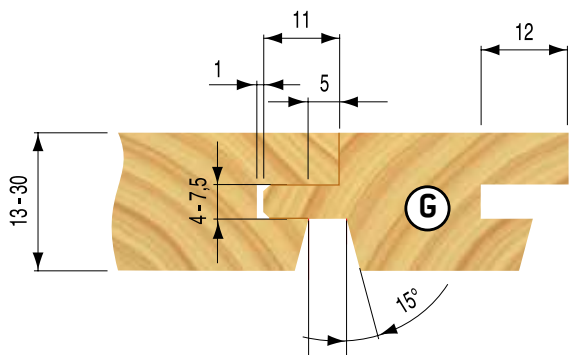
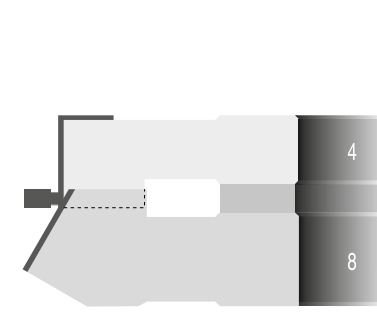
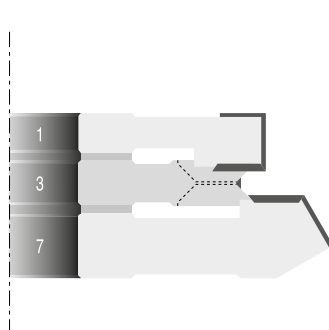
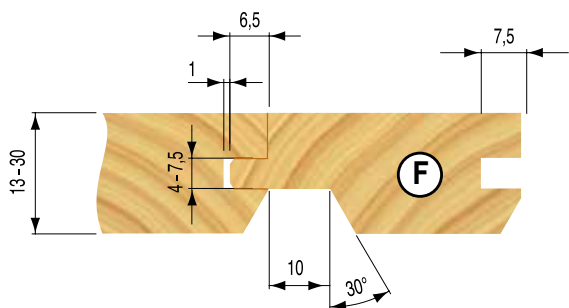
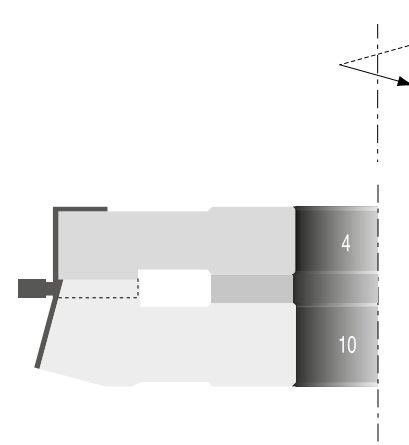
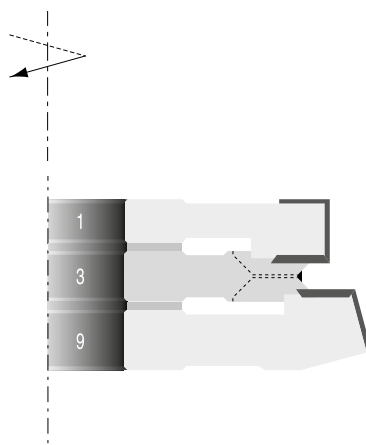
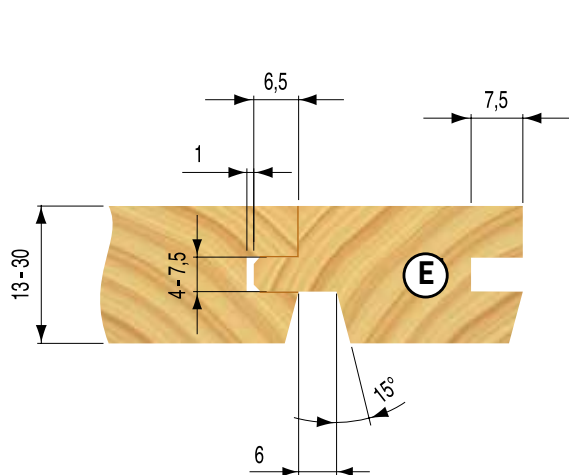
• Disponibile a magazzino / Ready from stock / Ab Lager lieferbar

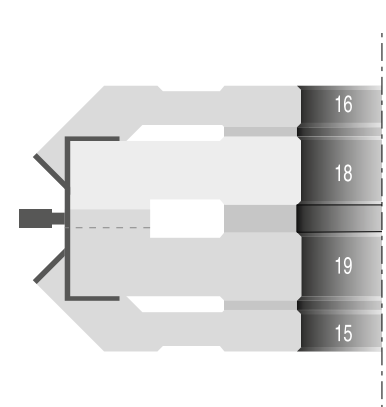
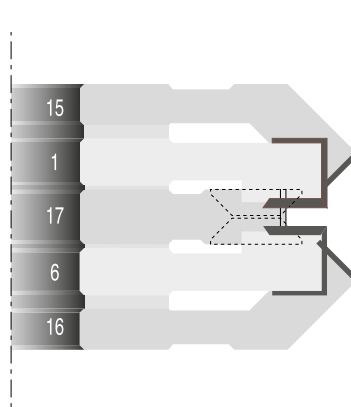
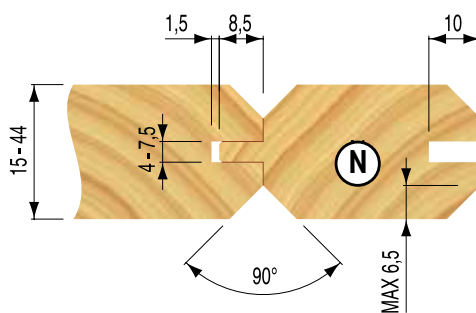
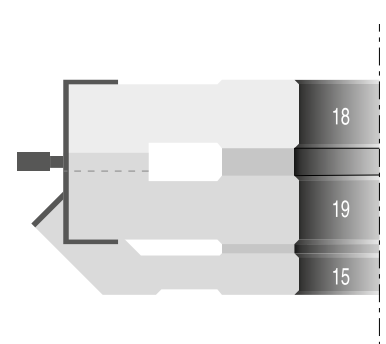
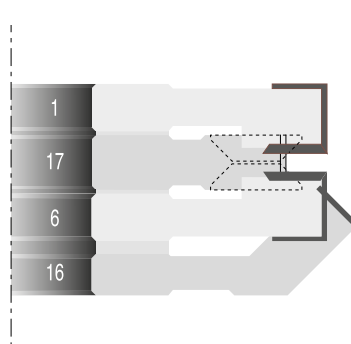
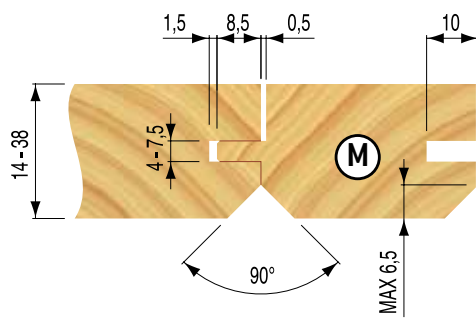
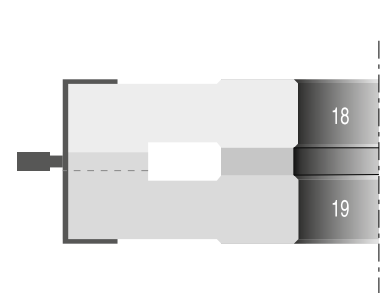
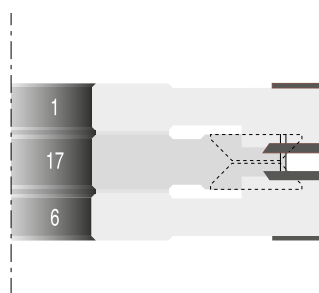
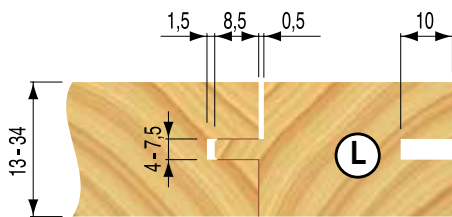
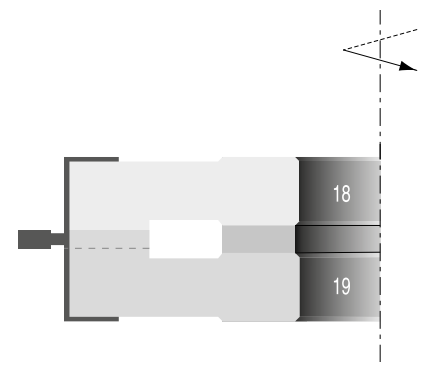
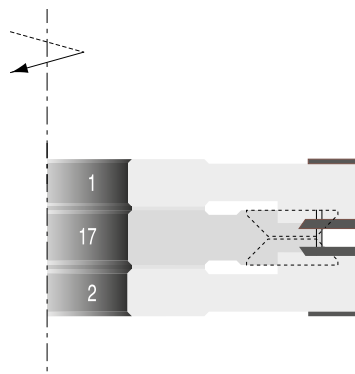
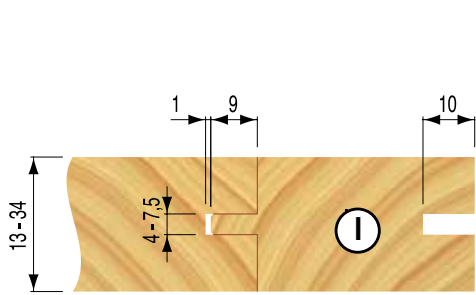
Bussole di accoppiamento / Assembly bushes / Spannbüchsen

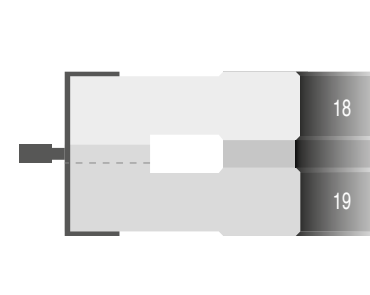
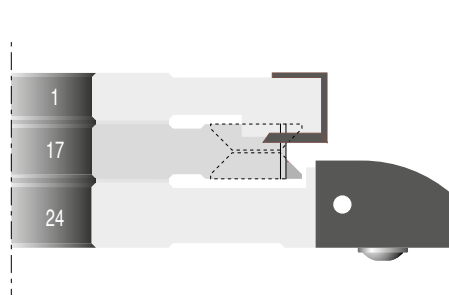
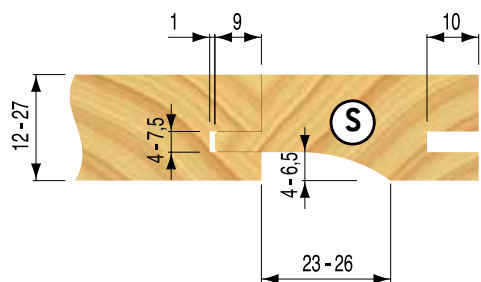
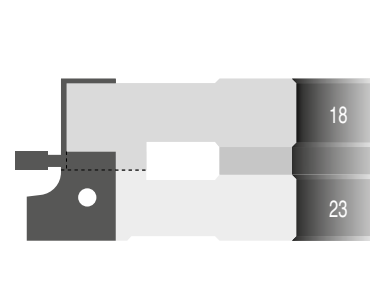
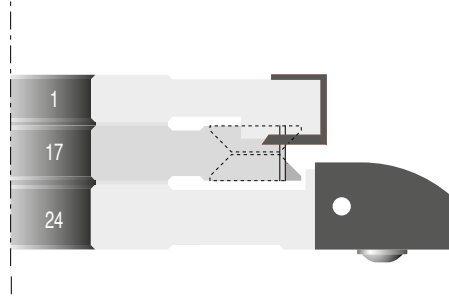
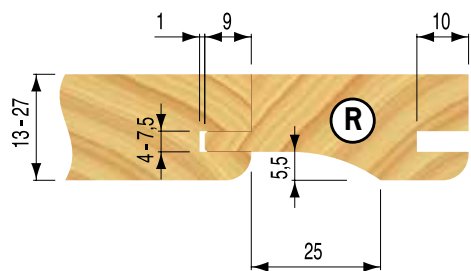
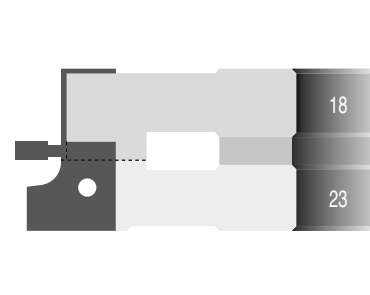
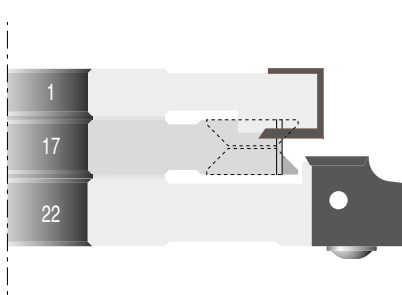
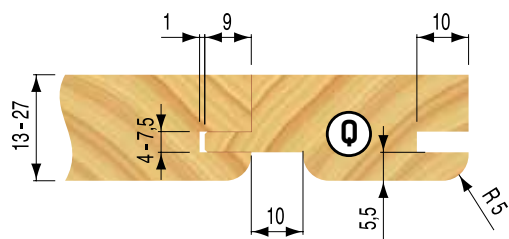
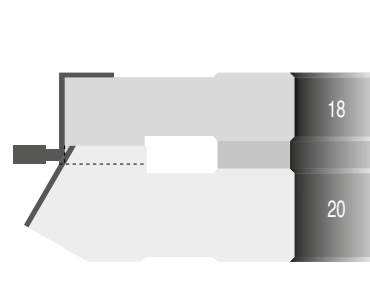
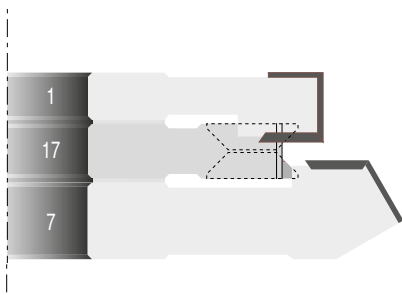
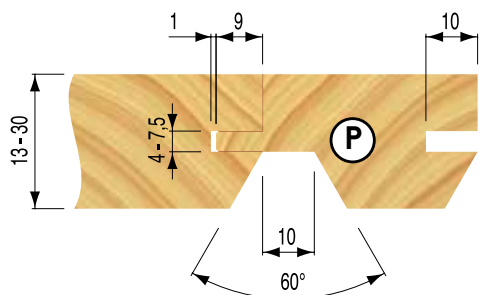
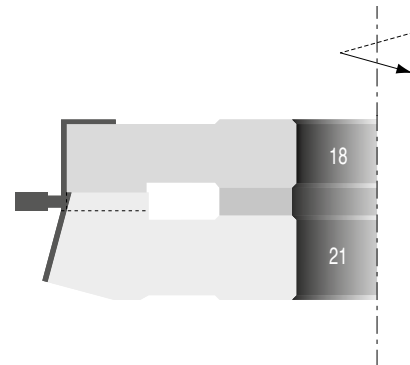
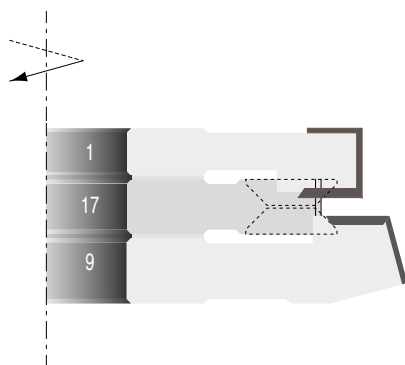
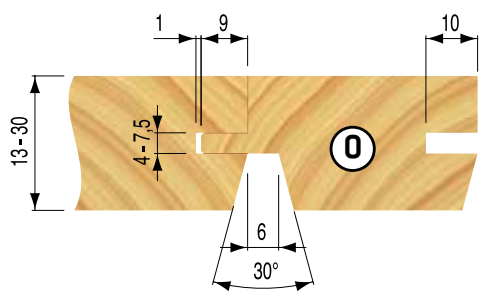
		D x L x d [mm]	Art. Nr.	€
dx		50 x 105 x 30	1002040030	
		50 x 105 x 35	1002050035	
		50 x 105 x 40	1002060040	
sx		50 x 105 x 30	1002140030	
		50 x 105 x 35	1002150035	
		50 x 105 x 40	1002160040	














STARK

YOUR STORIES, OUR BLADES



/03

CNC

Utensili per macchine foratrici e pantografi CNC

Tooling line for drilling and CNC machining centers and routers







Werkzeuglinie für Bohr - und CNC Bearbeitungszenter

<p>MANDRINI PRECISION CHUCKS FRÄSDORNE</p>	<p>MN53</p>  <p>p. 106</p>	<p>MN5703</p>  <p>p. 107</p>	<p>MN66</p>  <p>p. 108</p>	<p>P284</p>  <p>p. 108</p>	<p>P285</p>  <p>p. 109</p>
<p>P286</p>  <p>p. 109</p>	<p>DBM</p>  <p>p. 110</p>	<p>PUNTE ELICOIDALI SOLID ROUTERS SCHAFTFRÄSER</p>	<p>P174</p>  <p>p. 113</p>	<p>P177</p>  <p>p. 113</p>	<p>P175</p>  <p>p. 114</p>
<p>P178</p>  <p>p. 115</p>	<p>P176</p>  <p>p. 116</p>	<p>P179</p>  <p>p. 117</p>	<p>P276</p>  <p>p. 118</p>	<p>P279</p>  <p>p. 119</p>	<p>P296</p>  <p>NEW p. 120</p>
<p>P299</p>  <p>NEW p. 121</p>	<p>P290</p>  <p>p. 122</p>	<p>P290 D</p>  <p>p. 123</p>	<p>P288</p>  <p>p. 124</p>	<p>P288 D</p>  <p>p. 124</p>	<p>PUNTE COMPONIBILI DOWEL DRILLS DÜBELBOHRER</p>
<p>P151</p>  <p>p. 126</p>	<p>P152</p>  <p>p. 127</p>	<p>P154</p>  <p>p. 128</p>	<p>P161</p>  <p>p. 129</p>	<p>P162</p>  <p>p. 129</p>	<p>P163</p>  <p>p. 130</p>
<p>P281</p>  <p>p. 131</p>	<p>P282</p>  <p>p. 132</p>	<p>PUNTE COLTELLI A GETTARE KNIFE ROUTERS SCHAFTWERKZEUGE</p>	<p>PH71FM</p>  <p>p. 134</p>	<p>PH75FM</p>  <p>p. 135</p>	<p>GH151AAM</p>  <p>NEW p. 136</p>
<p>PH77FM01</p>  <p>p. 137</p>	<p>PH78FM</p>  <p>p. 138</p>	<p>PH79FM</p>  <p>p. 139</p>	<p>PH81FM</p>  <p>p. 140</p>	<p>PH80FM</p>  <p>p. 141</p>	<p>PH82FM</p>  <p>p. 142</p>


















<p>PH84FM01</p>  <p>p. 143</p>	<p>PH88FM</p>  <p>p. 144</p>	<p>PH88FM10</p>  <p>p. 145</p>	<p>PH88FM20</p>  <p>p. 146</p>	<p>PH88FM30</p>  <p>p. 147</p>	<p>PH88FM40</p>  <p>p. 148</p>
<p>PH95FM01</p>  <p>p. 149</p>	<p>GS107BZM</p>  <p>NEW</p> <p>p. 150</p>	<p>GS112AZM</p>  <p>NEW</p> <p>p. 151</p>	<p>GH152-156</p>  <p>NEW</p> <p>p. 152</p>	<p>GH73FS</p>  <p>NEW</p> <p>p. 153</p>	<p>GH23TM</p>  <p>NEW</p> <p>p. 154</p>
	<p>PD13FD</p>  <p>p. 156</p>	<p>PD14FD</p>  <p>p. 157</p>	<p>PD15FD</p>  <p>p. 158</p>	<p>PD16FD</p>  <p>p. 159</p>	<p>PD18FD</p>  <p>p. 160</p>
<p>PD19FD</p>  <p>p. 161</p>	<p>PD42/52FD01</p>  <p>p. 162</p>	<p>PD12/32FD</p>  <p>p. 163</p>	<p>PD20FD</p>  <p>p. 164</p>	<p>PD21FD</p>  <p>p. 165</p>	<p>PD26/27FD</p>  <p>p. 166</p>
<p>PD23FD</p>  <p>p. 167</p>	<p>PD10FD</p>  <p>p. 168</p>	<p>PD11FD</p>  <p>p. 169</p>	<p>PD22FD</p>  <p>p. 170</p>	<p>FD06FD</p>  <p>p. 171</p>	<p>FD07FD</p>  <p>p. 172</p>
<p>TD01FD</p>  <p>p. 173</p>	<p>TD02FD</p>  <p>p. 174</p>	<p>GP27FM</p>  <p>p. 175</p>	<p>FD08FD</p>  <p>p. 176</p>	<p>LD01FD</p>  <p>p. 177</p>	<p>LD02FD</p>  <p>p. 178</p>
<p>LD03FD</p>  <p>p. 179</p>	<p>LD04FD</p>  <p>p. 180</p>	<p>LD05FD</p>  <p>p. 181</p>	<p>PD25FD</p>  <p>p. 182</p>	<p>LD06FD</p>  <p>p. 182</p>	

Legenda dei Simboli / Explanations of Symbols / Legende

MATERIALE / MATERIAL / WERKSTOFF

 Legno Generico Generic wood Holz allgemein	 Legno Tenero Light Wood Weiches Holz	 Legno Duro Hard Wood Hartes Holz
 Truciolare / MDF Particle board / MDF Spanplatte / MDF	 Truciolare / MDF rivestito Coated particle board / MDF Beschichtete Spanplatte / MDF	 HPL / Corian HPL / Corian HPL / Corian

CARATTERISTICHE / FEATURES / EIGENSCHAFTEN

 Manuale Manual Manuell	 Meccanico Mechanic Mechanisch	 Coltello in HM HM Knife HM/HW-Messer
 Coltello 1,5 mm 1,5 mm Knife 1,5 mm Messer	 Coltello 2 mm 2 mm Knife 2 mm Messer	 PLANNEX Coltello 2,2 mm 2,2 mm Knife 2,2 mm Messer
 Coltello 2,5 mm 2,5 mm Knife 2,5 mm Messer	 Utensile con lega leggera Light-alloy tool Leichtmetall Werkzeug	 Accessori Accessories Zubehör
 Altezza PCD in mm PCD Height in mm PCD-Höhe in mm	 Z = 1 Z = 1 Z = 1	 Z = 2 Z = 2 Z = 2
 Z = 3 Z = 3 Z = 3	 Lama silenziata con intagli riempiti Low noise sawblade filled slots Geräuscharmes Sägeblatt mit gefüllten Schlitzten	 Angolo assiale Axial Angle Axialwinkel
 Attacco HSK HSK Connection Hydraulische Zentrierung	 Cassetta in plastica inclusa Plastic box included Inklusive Kunststoffbox	

OPTIONAL



Cassetta in plastica inclusa
Plastic box included
Inklusive Kunststoffbox

STEEL BODY

SOLID HM BODY






DRILLING TIP **HW**

LIGHT ALLOY BODY

HDM BODY

DRILLING TIP **PCD**


ESEMPI DI IMPIEGO / ROUTER APPLICATION / TECHNISCHE ERLÄUTERUNGEN

 Rotazione destra, elica destra (Positiva) Right hand rotation, right hand spiral (Positive) Rechtslauf, Rechtsdrill (Positive Spirale)	 Rotazione destra, elica sinistra (Negativa) Right hand rotation, left hand spiral (Negative) Rechtslauf, Linksdrill (Negative Spirale)	 Rotazione sinistra, elica sinistra (Positiva) Left hand rotation, left hand spiral (Positive) Linkslauf, Linksdrill (Positive Spirale)
 Rotazione sinistra, elica destra (Negativa) Left hand rotation, right hand spiral (Negative) Linkslauf, Rechtsdrill (Positive)	 Rotazione destra, elica a compressione Right hand rotation, compression spiral Rechtslauf, Wechselseitigem Achswinkel	



YOUR STORIES, OUR BLADES

MANDRINI PORTAPINZE
PRECISION CHUCKS
FRÄSDORNE



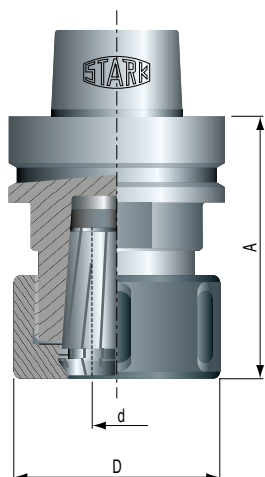
/03 CNC

Mandrini e pinze di precisione per macchine CNC

Precision chucks and spring collets for CNC machining

Präzisionsspannfutter und Federspannzangen für die CNC-Bearbeitung


MANDRINI PORTAPINZA HSK 63F GHIERA DI BLOCCAGGIO SENZA CUSCINETTO PRECISION CHUCKS HSK 63F WITH COLLET NUT W/OUT BALL-BEARING SPANNZANGENFUTTER HSK 63F OHNE KUGELGELAGERTE SPANNMUTTER



Esecuzione cono V DIN 69893-6 Form F per pinze a norme DIN 6388 A, B, E e DIN 6499.
Corpo e ghiera perfettamente equilibrati.

Hollow taper shank according to V DIN 69893-6 Form F and suitable for spring collets manufactured according to DIN 6388 A, B, E and DIN 6499. Tool body and collet nut perfectly balanced.

Mit Hohlkegelschaft nach Norm V DIN 69893-6 Form F, passend für Spannzangen nach DIN 6388 A, B, E und DIN 6499. **Technische Daten:** Gehärtet und geschliffen, fein gewuchtet.

MN53						
Ø D [mm]	A [mm]	Ø d [mm]		Art. Nr.		€
50	75	3-20	ER32	MN5327		
63	78	3-26	ER40	MN5329	•	
60	78	2-26	OZ25	MN5331		

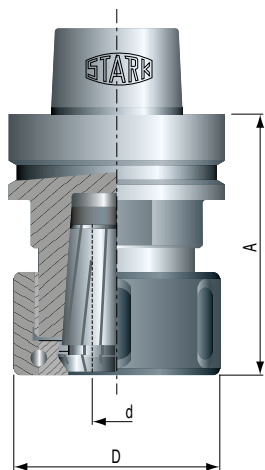
• Disponibile a magazzino / Ready from stock / Ab Lager lieferbar

Quantità minima d'ordine: 5 pz per tipo / Minimum quantity order: 5 pcs/each
Mindest bestellungen: 5 Stück / pro

Mandrino fornito completo di ghiera / Chuck supplied complete with ring nut
Spannzangenfutter komplett mit Ringmutter geliefert




MANDRINI PORTAPINZA HSK 63F GHIERA DI BLOCCAGGIO CON CUSCINETTO PRECISION CHUCKS HSK 63F WITH BALL-BEARING COLLET NUT SPANNZANGENFUTTER HSK 63F MIT KUGELGELAGERTE SPANNMUTTER



Esecuzione cono V DIN 69893-6 Form F per pinze a norme DIN 6388 A, B, E e DIN 6499.
Corpo e ghiera perfettamente equilibrati. La ghiera con cuscinetto permette una maggior forza di bloccaggio con rotazione destra o sinistra.

Hollow taper shank according to V DIN 69893-6 Form F and suitable for spring collets manufactured according to DIN 6388 A, B, E and DIN 6499. Tool body and collet nut perfectly balanced. Ball bearing collet nut for an increased clamping pressure and improved concentricity. Suitable for both right and left hand rotation.

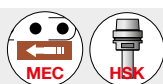
Mit Hohlkegelschaft nach Norm V DIN 69893-6 Form F, passend für Spannzangen nach DIN 6388 A, B, E und DIN 6499. **Technische Daten:** Gehärtet und geschliffen, fein gewuchtet. Die kugellagerte Spannmutter sorgt für hohe Spannkraft und schont die doppeltgeschlitzten Spannzangen, sowie den Innenkonus des Futter. Auch für Linkslauf lieferbar.

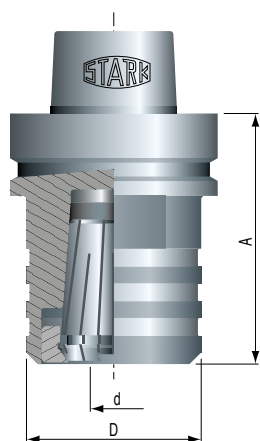
MN53						
Ø D [mm]	A [mm]	Ø d [mm]		Art. Nr.		€
50	75	3-20	ER32	MN5321	•	
63	78	3-26	ER40	MN5323	•	
60	78	2-26	OZ25	MN5325	•	

• Disponibile a magazzino / Ready from stock / Ab Lager lieferbar

Quantità minima d'ordine: 5 pz per tipo / Minimum quantity order: 5 pcs/each
Mindest bestellungen: 5 Stück / pro

Mandrino fornito completo di ghiera con cuscinetto / Chuck supplied complete with ring nut with bearing
Spannzangenfutter komplett mit Ringmutter mit Lager geliefert






Pressione laterale
 Push side ways
 In diese Richtung drücken

Esecuzione cono V DIN 69893-6 Form F per pinze a norme DIN 6388 A, B, E e DIN 6499. Corpo e ghiera perfettamente equilibrati. Utilizzo fino alla velocità di 36.000 g/min con rotazione destra o sinistra.

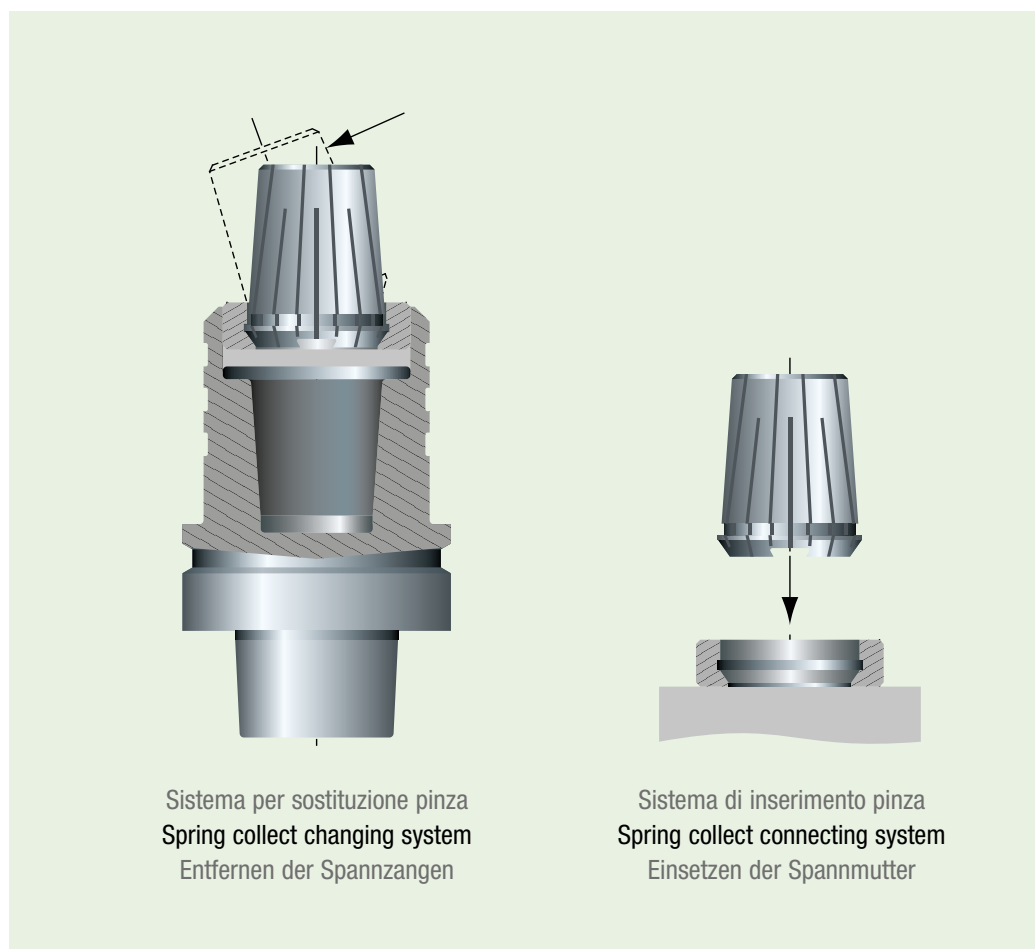
Hollow taper shank according to V DIN 69893-6 Form F and suitable for spring collets manufactured according to DIN 6388 A, B, E and DIN 6499. Tool body and collet nut perfectly balanced. Suitable for both right and left hand rotation up to 36.000 rpm.

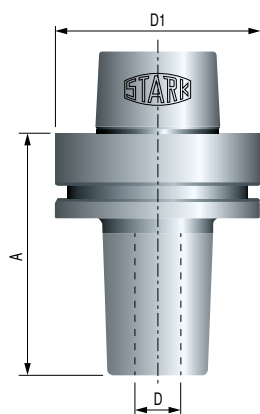
CNC Spannzangenfutter HSK 63F mit innenliegender Spannmutter für Schafffräser, Oberfräser und Schaftwerkzeuge, für OZ25/462E Spannzangen nach DIN 6388 (Art. P286). Mit Rundlaufgenauigkeiten von 0,005 mm stehen diese Aufnahmen einem Schrumpffutter in nichts nach. Vorteil: zusätzliche Flexibilität durch Aufnahme von Spannzangen unterschiedlicher Durchmesser. Max. Drehzahl 36000 min⁻¹. Bestens geeignet für 5-Achs Anwendungen, z.B. im Treppenbau.

MN5703					
Ø D [mm]	A [mm]	Ø d [mm]		Art. Nr.	€
60	76	2-26	OZ25	MN5703	

Quantità minima d'ordine: 5 pz per tipo / Minimum quantity order: 5 pcs/each
 Mindest bestellungen: 5 Stück / pro

Mandrino fornito completo di ghiera / Chuck supplied complete with ring nut
 Spannzangenfutter komplett mit Ringmutter geliefert





I mandrini portapinza a calettamento sfruttano la dilatazione termica del cono generata dalla stazione di calettamento, per poterci inserire utensili in HM e HSS. Il successivo raffreddamento mediante l'apposito modulo, riporta il cono alle dimensioni originarie garantendo così una stretta sicura e stabile. Portautensili ad alta precisione grazie alla stretta termica. Le elevate stabilità e rigidità li rendono adatti per lavorazioni particolarmente gravose. Alloggiano utensili con gambi cilindrico tolleranza h6.

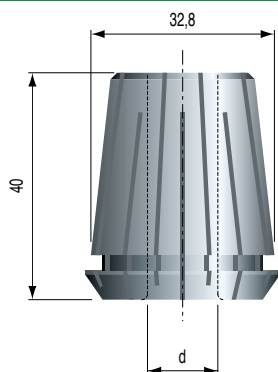
These high precision tool holders ensure high precision thanks to the special tight on the shank tool by thermal clamping. The collet is heated with the special shrink fit unit, causing it to expand. The shank is inserted and the collet is cooled to ambient temperature with the cooling machine. High precision tool holders with thermal induced shrink fit. Suitable for HSS and HM cutting tools and heavy CNC workings due to their high rigidity and high balance.

Diese hochpräzisen Werkzeugträger sorgen für höchste Präzision, dank der speziellen Dichtung am Schaftwerkzeug durch thermisches Spannen. Die Spannzange wird mit der speziellen Schrumpfeinheit erwärmt, wodurch sie sich ausdehnt. Der Schaft wird eingefügt und die Spannzange wird mit der Kühlmaschine auf Umgebungstemperatur abgekühlt. Hochpräzise Thermo-Schrumpfspannfutter, geeignet zur Aufnahme von HSS sowie HW-Werkzeugen im Bereich Hochleistungs-CNC-Bearbeitung durch höchste Steifigkeit und Rundlaufgenauigkeit.

MN66				
Ø D [mm]	A [mm]	Ø d [mm]	Art. Nr.	€
63	76	8	MN6601	
63	76	10	MN6602	
63	76	12	MN6603	
63	76	1/2" (12,7 mm)	MN6604	
63	76	16	MN6605	
63	76	3/4" (19,05 mm)	MN6606	
63	76	20	MN6607	
63	76	25	MN6608	



PINZE DI PRECISIONE ER32
SPRING COLLETS FOR PRECISION CHUCKS ER32
PRÄZISIONS - SPANNZANGEN ER32



Abbinabile a mandrini / To use with chucks / Zur verwendung an spannfuttern **MN5321 - MN5327**

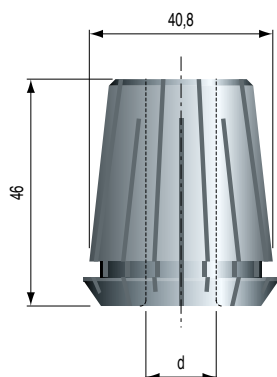
P284 - DIN 6499				
Ø D [mm]	Ø d [mm]	Type	Art. Nr.	€
4	(4 - 3)	470E / ER32	P28404	
6	(6 - 5)	470E / ER32	P28406	
7	(7 - 6,35 - 6)	470E / ER32	P28407	
8	(8 - 7)	470E / ER32	P28408	
10	(10 - 9,52 - 9)	470E / ER32	P28410	•
12	(12 - 11)	470E / ER32	P28412	•
13	(13 - 12,7 - 12)	470E / ER32	P28413	•
14	(14 - 13)	470E / ER32	P28414	
16	(16 - 15)	470E / ER32	P28416	•
18	(18 - 17)	470E / ER32	P28418	
20	(20 - 19)	470E / ER32	P28420	•

• Disponibile a magazzino / Ready from stock / Ab Lager lieferbar

Quantità minima d'ordine: 10 pz per tipo / Minimum quantity order: 10 pcs/each
 Mindest bestellmengen: 10 Stück / pro



PINZE DI PRECISIONE ER40 SPRING COLLETS FOR PRECISION CHUCKS ER40 PRÄZISIONS - SPANNZANGEN ER40



Abbinabile a mandrini / To use with chucks / Zur verwendung an spannfuttern MN5323 - MN5329

P285 - DIN 6499				
Ø D [mm]	Ø d [mm]	Type	Art. Nr.	€
4	(4 - 3)	472E / ER40	P28504	
6	(6 - 5)	472E / ER40	P28506	
7	(7 - 6,35 - 6)	472E / ER40	P28507	
8	(8 - 7)	472E / ER40	P28508	
10	(10 - 9,52 - 9)	472E / ER40	P28510	
12	(12 - 11)	472E / ER40	P28512	
13	(13 - 12,7 - 12)	472E / ER40	P28513	
14	(14 - 13)	472E / ER40	P28514	
16	(16 - 15)	472E / ER40	P28516	•
18	(18 - 17)	472E / ER40	P28518	
20	(20 - 19)	472E / ER40	P28520	•
25	(25 - 24)	472E / ER40	P28525	
26	(26 - 25)	472E / ER40	P28526	

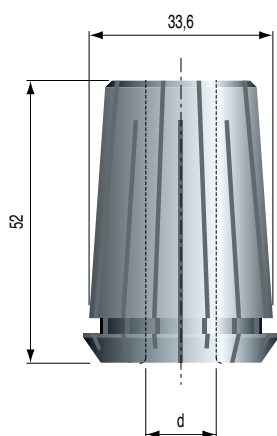
• Disponibile a magazzino / Ready from stock / Ab Lager lieferbar

Quantità minima d'ordine: 10 pz per tipo / Minimum quantity order: 10 pcs/each

Mindest bestellungen: 10 Stück / pro



PINZE DI PRECISIONE OZ25 SPRING COLLETS FOR PRECISION CHUCKS OZ25 PRÄZISIONS - SPANNZANGEN OZ25



Abbinabile a mandrini / To use with chucks / Zur verwendung an spannfuttern MN5325 - MN5331 - MN5703

P286 - DIN 6388				
Ø D [mm]	Ø d [mm]	Type	Art. Nr.	€
3	(3 - 2)	462E / OZ25	P28603	•
4	(4 - 3)	462E / OZ25	P28604	
6	(6 - 5)	462E / OZ25	P28606	•
7	(7 - 6,35 - 6)	462E / OZ25	P28607	
8	(8 - 7)	462E / OZ25	P28608	•
10	(10 - 9,52 - 9)	462E / OZ25	P28610	•
12	(12 - 11)	462E / OZ25	P28612	•
13	(13 - 12,7 - 12)	462E / OZ25	P28613	
14	(14 - 13)	462E / OZ25	P28614	
16	(16 - 15)	462E / OZ25	P28616	•
18	(18 - 17)	462E / OZ25	P28618	
20	(20 - 19)	462E / OZ25	P28620	•
25	(25 - 24)	462E / OZ25	P28625	

• Disponibile a magazzino / Ready from stock / Ab Lager lieferbar

Quantità minima d'ordine: 10 pz per tipo / Minimum quantity order: 10 pcs/each

Mindest bestellungen: 10 Stück / pro



DISPOSITIVO BLOCCAGGIO MANDRINI CHUCKS MOUNTING DEVICE MONTAGEVORRICHTUNG

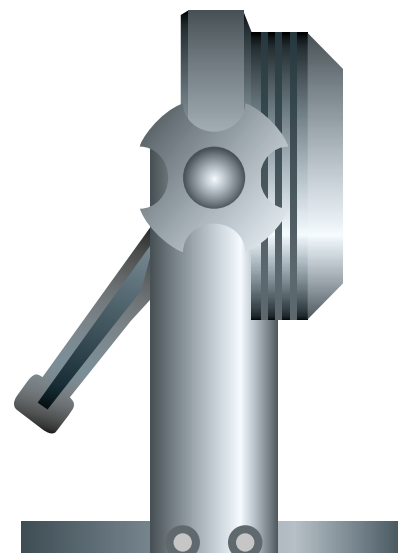



Dispositivo per il bloccaggio di mandrini portafrese e portapinzine.

Device for safe assembling and disassembling of cutterheads mounted on tooling holder chucks.

Vorrichtung für die sichere Montage- und Demontage von Werkzeugen auf Fräsdornen und in Spannfütern.

DBM			
Ø D [mm]	Type	Art. Nr.	€
50	ISO 30	DBMISO30	
58	ISO 30	DBMISO30E	
63,5	ISO 40	DBMISO40	
63	HSK 63F	DBMH SKF63	





YOUR STORIES, OUR BLADES

PUNTE ELICOIDALI IN HM
SOLID HM ROUTERS
VHW SCHAFTFRÄSER



/03 CNC

Punte a forare per lavorazioni su CNC

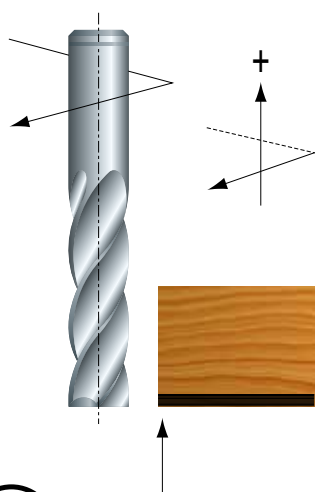
Solid HM Routers for CNC machining

Linie von Bohrern für die CNC-Bearbeitung

ROTAZIONE DESTRA,
ELICA DESTRA (POSITIVA)
Espulsione del truciolo verso l'alto
= buona finitura sotto

RIGHT HAND ROTATION,
RIGHT HAND SPIRAL (POSITIVE)
Upward chip ejection
= good finish below

RECHTSLAUF, RECHTSDRALL
(POSITIVE SPIRALE)
Spanauswurf nach oben
= Feine Seite unten

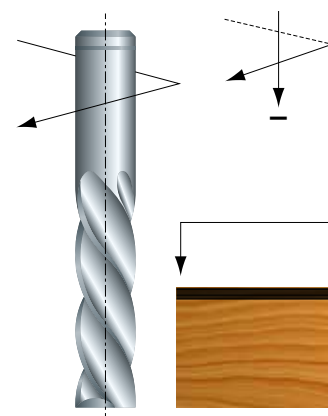


A

ROTAZIONE DESTRA,
ELICA SINISTRA (NEGATIVA)
Espulsione del truciolo verso il basso
= buona finitura sopra

RIGHT HAND ROTATION,
LEFT HAND SPIRAL (NEGATIVE)
Downward chip ejection
= good finish above

RECHTSLAUF, LINKSDRALL
(NEGATIVE SPIRALE)
Spanauswurf nach unten
= Feine Seite oben

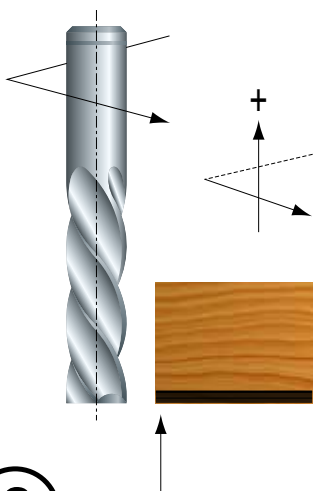


B

ROTAZIONE SINISTRA,
ELICA SINISTRA (POSITIVA)
Espulsione del truciolo verso l'alto
= buona finitura sotto

LEFT HAND ROTATION,
LEFT HAND SPIRAL (POSITIVE)
Upward chip ejection
= good finish below

LINKSLAUF, LINKSDRALL
(POSITIVE SPIRALE)
Spanauswurf nach oben
= Feine Seite unten

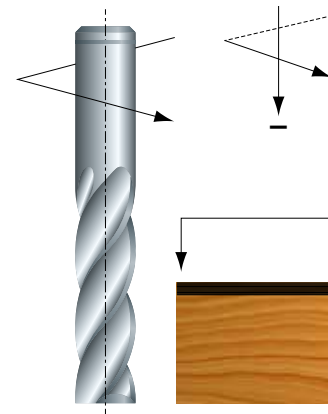


C

ROTAZIONE SINISTRA,
ELICA DESTRA (NEGATIVA)
Espulsione del truciolo verso il basso
= buona finitura sopra

LEFT HAND ROTATION,
RIGHT HAND SPIRAL (NEGATIVE)
Downward chip ejection
= good finish above

LINKSLAUF, RECHTSDRALL
(POSITIVE)
Spanauswurf nach unten
= Feine Seite oben

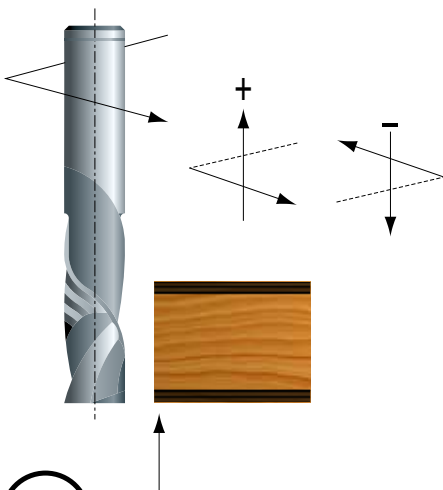


D

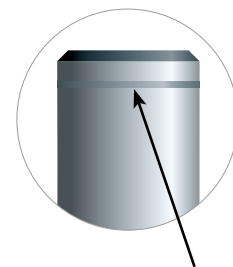
ROTAZIONE DESTRA,
ELICA A COMPRESSIONE
Doppia elica a compressione
= buona finitura su entrambi i lati

RIGHT HAND ROTATION,
COMPRESSION SPIRAL
Double compression spiral
= good finish on both sides

RECHTSLAUF, WECHSELSEITIGEM
ACHSWINKEL
Doppelhelix
= Feine auf beiden Seiten



E

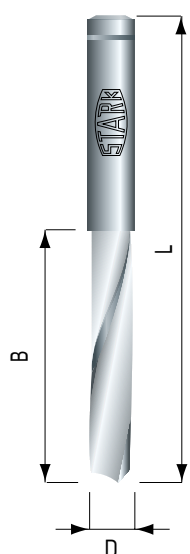


Sede anello Seeger a partire
dal diametro 12 mm

Seeger ring seat starting
from diameter 12 mm.

Seeger ringsitz ab
durchmesser 12 mm.

PUNTE ELICOIDALI IN HM INTEGRALE - ELICA DESTRA SOLID HM ROUTERS WITH RIGHT HAND SPIRAL VHW SPIRALSCHLICHTFRÄSER MIT RECHTSDRALL



SOLID HM BODY



IMPIEGO: Lavori di foratura e contornatura.

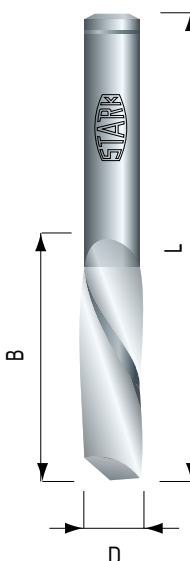
USE: For boring and routing operations.

ANWENDUNG: Zum Bohren und Fräsen.

P174					
Ø D [mm]	B [mm]	L [mm]	Z	Art. Nr. DX	€
3	12	50	1	P174RM0312	
4	15	50	1	P174RM0415	
5	17	50	1	P174RM0517	
5	22	60	1	P174RM0522	
6	22	60	1	P174RM0622	
8	22	63	1	P174RM0822	
8	32	80	1	P174RM0832	
10	32	80	1	P174RM1032	
10	42	100	1	P174RM1042	
12	32	80	1	P174RM1232	
12	42	100	1	P174RM1242	
3,18	12,7	50,8	1	P174RM318127	
4,76	15,87	50,8	1	P174RM476158	
6,35	19,05	50,8	1	P174RM635190	
6,35	25,4	63,5	1	P174RM635254	
9,52	28,57	76,2	1	P174RM952285	



PUNTE ELICOIDALI IN HM INTEGRALE - ELICA SINISTRA SOLID HM ROUTERS WITH LEFT HAND SPIRAL VHW SPIRALSCHLICHTFRÄSER MIT LINKSDRALL



SOLID HM BODY



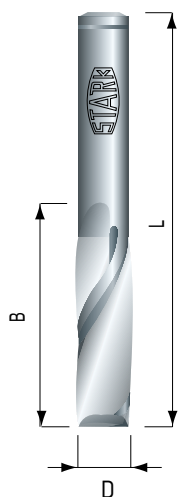
IMPIEGO: Lavori di foratura e contornatura.

USE: For boring and routing operations.

ANWENDUNG: Zum Bohren und Fräsen.

P177					
Ø D [mm]	B [mm]	L [mm]	Z	Art. Nr. DX	€
3	12	50	1	P177RM0312	
4	15	50	1	P177RM0415	
5	17	50	1	P177RM0517	
5	22	60	1	P177RM0522	
6	22	60	1	P177RM0622	
8	22	63	1	P177RM0822	
8	32	80	1	P177RM0832	
10	32	80	1	P177RM1032	
10	42	100	1	P177RM1042	
12	32	80	1	P177RM1232	
3,18	12,7	50,8	1	P177RM318127	
4,76	15,87	50,8	1	P177RM476158	
6,35	19,05	50,8	1	P177RM635190	
6,35	25,4	63,5	1	P177RM635254	
9,52	28,57	76,2	1	P177RM952285	





SOLID HM BODY



IMPIEGO: Lavori di foratura e contornatura con alto grado di finitura.

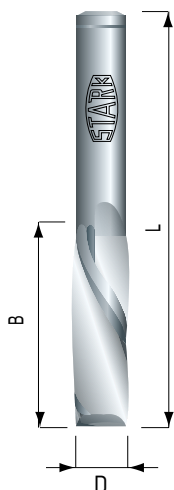
USE: For boring and routing operations with high quality finish.

ANWENDUNG: Zum Bohren und Fräsen mit ausgezeichneter Schnittqualität.

P175						
Ø D [mm]	B [mm]	L [mm]	Z	Art. Nr. DX		€
3	12	50	2	P175RM0312		
4	15	50	2	P175RM0415		
5	17	50	2	P175RM0517		
6	22	60	2	P175RM0622		
6	27	60	2	P175RM0627	•	
8	22	63	2	P175RM0822		
8	32	80	2	P175RM0832	•	
8	42	100	2	P175RM0842		
10	32	80	2	P175RM1032		
10	42	100	2	P175RM1042	•	
10	52	100	2	P175RM1052		
12	32	80	2	P175RM1232		
12	42	100	2	P175RM1242		
12	52	100	2	P175RM1252	•	
14	32	100	2	P175RM1432		
14	42	100	2	P175RM1442		
14	52	100	2	P175RM1452		
16	42	100	2	P175RM1642		
16	52	100	2	P175RM1652		
18	52	100	2	P175RM1852		
3,18	12,7	50,8	2	P175RM318127		
3,97	12,7	50,8	2	P175RM397127		
4,76	19,05	50,8	2	P175RM476190		
6,35	19,05	50,8	2	P175RM635190		
6,35	25,4	63,5	2	P175RM635254		
7,94	25,4	76,2	2	P175RM794254		
9,52	31,75	76,2	2	P175RM952317		
12,7	31,75	76,2	2	P175RM127317		
12,7	38,1	88,9	2	P175RM127381		
12,7	50,8	101,6	2	P175RM127508		

• Disponibile a magazzino / Ready from stock / Ab Lager lieferbar





SOLID HM BODY

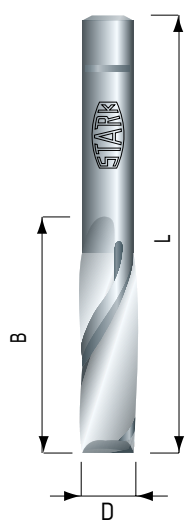


IMPIEGO: Lavori di foratura e contornatura con alto grado di finitura.

USE: For boring and routing operations with high quality finish.

ANWENDUNG: Zum Bohren und Fräsen mit ausgezeichneter Schnittqualität.

P178					
Ø D [mm]	B [mm]	L [mm]	Z	Art. Nr. DX	€
3	12	50	2	P178RM0312	
4	15	50	2	P178RM0415	
5	17	50	2	P178RM0517	
6	22	60	2	P178RM0622	
6	27	60	2	P178RM0627	
8	22	63	2	P178RM0822	
8	32	80	2	P178RM0832	
10	32	80	2	P178RM1032	
10	42	100	2	P178RM1042	
10	52	100	2	P178RM1052	
12	32	80	2	P178RM1232	
12	42	100	2	P178RM1242	
12	52	100	2	P178RM1252	
14	32	100	2	P178RM1432	
14	42	100	2	P178RM1442	
14	52	100	2	P178RM1452	
16	42	100	2	P178RM1642	
16	52	100	2	P178RM1652	
16	62	106	2	P178RM1662	
3,18	12,7	50,8	2	P178RM318127	
3,97	12,7	50,8	2	P178RM397127	
4,76	19,05	50,8	2	P178RM476190	
6,35	19,05	50,8	2	P178RM635190	
6,35	25,4	63,5	2	P178RM635254	
7,94	25,4	76,2	2	P178RM794254	
9,52	31,75	76,2	2	P178RM952317	
12,7	31,75	76,2	2	P178RM127317	
12,7	38,1	88,9	2	P178RM127381	
12,7	50,8	101,6	2	P178RM127508	



SOLID HM BODY



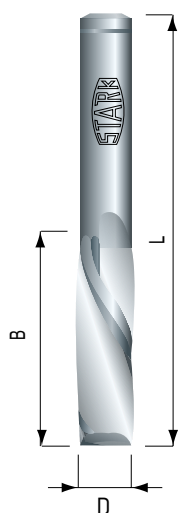
IMPIEGO: Lavori di foratura e contornatura con alto grado di finitura.

USE: For boring and routing operations with high quality finish.

ANWENDUNG: Zum Bohren und Fräsen mit ausgezeichneter Schnittqualität.

P176						
Ø D [mm]	B [mm]	L [mm]	Z	Art. Nr. DX		€
8	22	63	3	P176RM0822		
8	32	80	3	P176RM0832	•	
8	42	100	3	P176RM0842		
10	32	80	3	P176RM1032		
10	42	100	3	P176RM1042		
10	52	100	3	P176RM1052		
12	32	80	3	P176RM1232		
12	42	100	3	P176RM1242	•	
12	52	100	3	P176RM1252	•	
14	32	80	3	P176RM1432		
14	42	100	3	P176RM1442		
14	52	100	3	P176RM1452		
16	42	100	3	P176RM1642		
16	52	100	3	P176RM1652	•	
16	62	106	3	P176RM1662		
18	52	100	3	P176RM1852		
18	72	120	3	P176RM1872		
20	52	100	3	P176RM2052		
20	72	120	3	P176RM2072	•	
20	102	150	3	P176RM20102		

• Disponibile a magazzino / Ready from stock / Ab Lager lieferbar

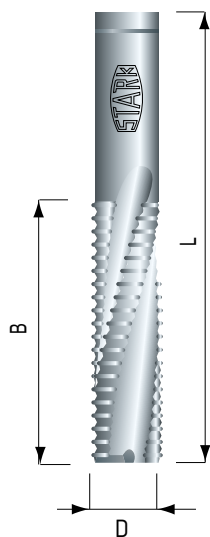


SOLID HM BODY



IMPIEGO: Lavori di foratura e contornatura con alto grado di finitura.
USE: For boring and routing operations with high quality finish.
ANWENDUNG: Zum Bohren und Fräsen mit ausgezeichneter Schnittqualität.

P179					
Ø D [mm]	B [mm]	L [mm]	Z	Art. Nr. DX	€
8	22	63	3	P179RM0822	
8	32	80	3	P179RM0832	
8	42	100	3	P179RM0842	
10	32	80	3	P179RM1032	
10	42	100	3	P179RM1042	
10	52	100	3	P179RM1052	
12	32	80	3	P179RM1232	
12	42	100	3	P179RM1242	
12	52	100	3	P179RM1252	
14	32	80	3	P179RM1432	
14	42	100	3	P179RM1442	
14	52	100	3	P179RM1452	
16	42	100	3	P179RM1642	
16	52	100	3	P179RM1652	
16	62	106	3	P179RM1662	
18	52	100	3	P179RM1852	
18	72	120	3	P179RM1872	
20	52	100	3	P179RM2052	
20	72	120	3	P179RM2072	
20	102	150	3	P179RM20102	



SOLID HM BODY



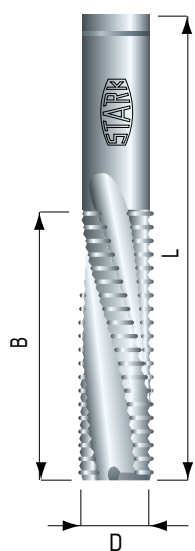
IMPIEGO: Punta studiata per lavorazioni di sgrossatura.

USE: Router developed for roughing operations.

ANWENDUNG: Fräser entwickelt für grober Vorzerspanung.

P276						
Ø D [mm]	B [mm]	L [mm]	Z	Art. Nr. DX		€
8	22	60	3	P276RM0822		
8	32	70	3	P276RM0832	•	
10	25	65	3	P276RM1025		
10	32	70	3	P276RM1032		
10	42	90	3	P276RM1042	•	
10	52	100	3	P276RM1052	•	
12	32	80	3	P276RM1232		
12	42	90	3	P276RM1242	•	
12	52	100	3	P276RM1252	•	
14	42	100	3	P276RM1442		
14	52	110	3	P276RM1452		
16	42	100	3	P276RM1642		
16	52	110	3	P276RM1652	•	
18	52	110	3	P276RM1852		
18	62	120	3	P276RM1862		
20	52	110	3	P276RM2052	•	
20	62	120	3	P276RM2062		
20	72	130	3	P276RM2072	•	
20	102	150	3	P276RM20102		
12,7	38,1	88,9	3	P276RM127381		

• Disponibile a magazzino / Ready from stock / Ab Lager lieferbar



SOLID HM BODY

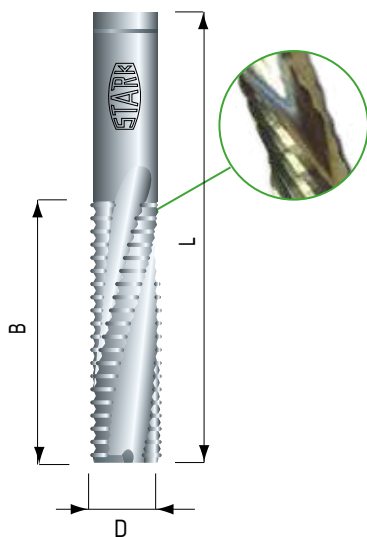


IMPIEGO: Punta studiata per lavorazioni di sgrossatura.

USE: Router developed for roughing operations.

ANWENDUNG: Fräser entwickelt für grober Vorzerspanung.

P279					
Ø D [mm]	B [mm]	L [mm]	Z	Art. Nr. DX	€
8	22	60	3	P279RM0822	
8	32	70	3	P279RM0832	
10	25	70	3	P279RM1025	
10	32	80	3	P279RM1032	
10	42	90	3	P279RM1042	
12	32	90	3	P279RM1232	
12	42	100	3	P279RM1242	
12	52	110	3	P279RM1252	
14	42	100	3	P279RM1442	
14	52	110	3	P279RM1452	
16	42	110	3	P279RM1642	
16	52	120	3	P279RM1652	
18	52	120	3	P279RM1852	
18	62	130	3	P279RM1862	
20	52	120	3	P279RM2052	
20	62	130	3	P279RM2062	
20	72	140	3	P279RM2072	
20	102	150	3	P279RM2102	
12,7	38,1	88,9	3	P279RM127381	



SOLID HM BODY

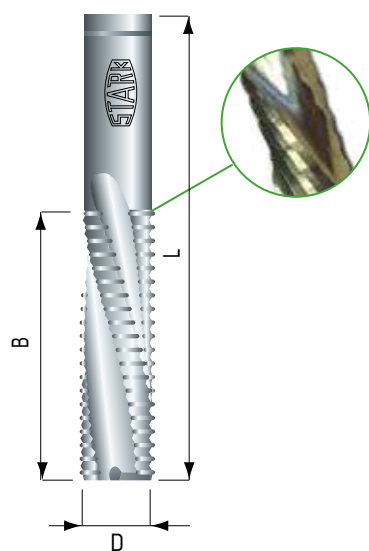


IMPIEGO: Punta studiata per lavori di buona finitura con alta asportazione di materiale.

USE: Designed for good finishing work with high removal cutting.

ANWENDUNG: Konzipiert für gute Endbearbeitung mit hohem Materialabtrag.

P296					
Ø D [mm]	B [mm]	L [mm]	Z	Art. Nr. DX	€
8	22	60	3	P296RM0822	
8	32	70	3	P296RM0832	
10	32	70	3	P296RM1032	
10	42	90	3	P296RM1042	
10	52	100	3	P296RM1052	
12	32	80	3	P296RM1232	
12	42	90	3	P296RM1242	
12	52	100	3	P296RM1252	
14	42	100	3	P296RM1442	
14	52	110	3	P296RM1452	
16	42	100	3	P296RM1642	
16	52	110	3	P296RM1652	
18	52	110	3	P296RM1852	
18	72	120	3	P296RM1872	
20	52	110	3	P296RM2052	
20	72	130	3	P296RM2072	
20	102	150	3	P296RM20102	



SOLID HM BODY

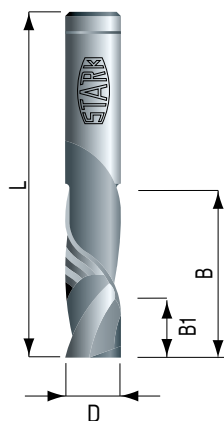


IMPIEGO: Punta studiata per lavori di buona finitura con alta asportazione di materiale.

USE: Designed for good finishing work with high removal cutting.

ANWENDUNG: Konzipiert für gute Endbearbeitung mit hohem Materialabtrag.

P299					
Ø D [mm]	B [mm]	L [mm]	Z	Art. Nr. DX	€
8	22	60	3	P299RM0822	
8	32	70	3	P299RM0832	
10	32	80	3	P299RM1032	
10	42	90	3	P299RM1042	
10	52	90	3	P299RM1052	
12	32	90	3	P299RM1232	
12	42	100	3	P299RM1242	
12	52	110	3	P299RM1252	
14	42	100	3	P299RM1442	
14	52	110	3	P299RM1452	
16	42	110	3	P299RM1642	
16	52	120	3	P299RM1652	
18	52	120	3	P299RM1852	
18	72	130	3	P299RM1872	
20	52	120	3	P299RM2052	
20	72	140	3	P299RM2072	
20	102	150	3	P299RM20102	



SOLID HM BODY

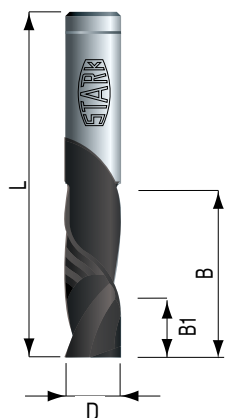
IMPIEGO: Contornatura con buona finitura sui piani superiore ed inferiore.

USE: Routing with good finishing on both top and bottom panel sides.

ANWENDUNG: Besonders geeignet für gute Oberflächengüte und ausrissfreie Kanten.

P290						
Ø D [mm]	B [mm]	L [mm]	Z	Art. Nr. DX		€
8	22	80	2+2	P290RM0822		
8	32	80	2+2	P290RM0832	•	
10	32	80	2+2	P290RM1032	•	
10	42	100	2+2	P290RM1042		
12	22	73	2+2	P290RM1222		
12	32	80	2+2	P290RM1232	•	
12	42	100	2+2	P290RM1242	•	
12	52	110	2+2	P290RM1252	•	
14	42	100	2+2	P290RM1442		
14	52	100	2+2	P290RM1452		
16	42	100	2+2	P290RM1642		
16	52	100	2+2	P290RM1652	•	
6,35	22,2	63,5	2+2	P290RM635222		
9,52	28,6	76,2	2+2	P290RM952286		
12,7	25,4	76,2	2+2	P290RM127254		
12,7	28,6	88,9	2+2	P290RM127286		
12,7	34,9	101,6	2+2	P290RM1273492		
9,52	25,4	76,2	3+3	P290RM952254		
12,7	22,2	76,2	3+3	P290RM127222		
12,7	34,9	88,9	3+3	P290RM1273493		

• Disponibile a magazzino / Ready from stock / Ab Lager lieferbar



SOLID HM BODY



IMPIEGO: Punta con rivestimento PVD dedicato EXTRA-DURABLE, per massimizzare vita utile e parametri di utilizzo. Contornatura con alto grado di finitura su entrambi i lati.

USE: PVD dedicated coating EXTRA-DURABLE, for maximization of lifetime and working parameters. Routing with good finishing on both top and bottom panel sides.

ANWENDUNG: PVD-Beschichtung EXTRA-DURABLE, zur Maximierung der Lebensdauer und der Arbeitsparameter. Fräsapplikation mit hohe Oberflächengüte auf beiden Seiten.

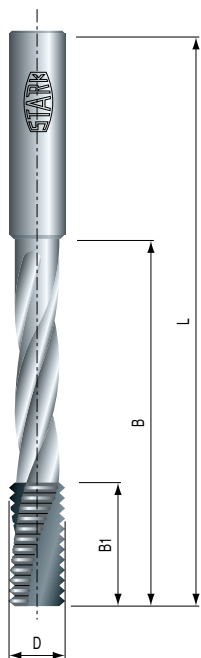
P290 EXTRA-DURABLE					
Ø D [mm]	B [mm]	L [mm]	Z	Art. Nr. DX	€
8	22	80	2+2	P290RM0822X	
8	32	80	2+2	P290RM0832X	
10	32	80	2+2	P290RM1032X	
12	22	73	2+2	P290RM1222X	
12	32	80	2+2	P290RM1232X	
6,35	22,2	63,5	2+2	P290RM63522X	
9,52	28,6	76,2	2+2	P290RM95228X	
12,7	25,4	76,2	2+2	P290RM12725X	
12,7	28,6	88,9	2+2	P290RM12728X	
12,7	34,9	101,6	2+2	P290RM12734X2	
9,52	25,4	76,2	3+3	P290RM95225X	
12,7	22,2	76,2	3+3	P290RM12722X	
12,7	34,9	88,9	3+3	P290RM12734X3	

Quantità minima d'ordine: 5 pezzi per tipo.

Minimum quantity order: 5 pieces / each.

Mindest bestellungen: 5 Stück / pro.

PUNTE INTEGRALI CON ROMPITRUCIOLO PER SERRATURE SOLID CARBIDE ROUTERS WITH CHIPBREAKER FOR DOOR LOCKS VHW-SCHLOSSKASTENFRÄSER



SOLID HM BODY

IMPIEGO: Esecuzione sedi per le serrature delle porte.

USE: Router developed for cutting the lock-cases and the face-plates in the doors.

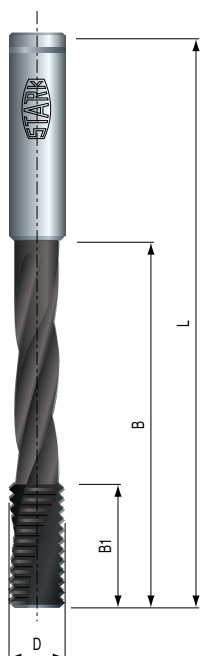
ANWENDUNG: Zur Herstellung von Schlosskastenausfräsungen. Bei stufenweiser Zustellung.

P288						
Ø D [mm]	B [mm]	L [mm]	Shank	Art. Nr.		€
14	50	150	14X50	P288RM14150		
14	50	170	14X50	P288RM14170		
16	50	150	16X50	P288RM16150	•	
16	50	170	16X50	P288RM16170	•	
18	50	150	18X50	P288RM18150		
18	50	170	18X50	P288RM18170		

• Disponibile a magazzino / Ready from stock / Ab Lager lieferbar



PUNTE INTEGRALI CON ROMPITRUCIOLO PER SERRATURE SOLID CARBIDE ROUTERS WITH CHIPBREAKER FOR DOOR LOCKS VHW-SCHLOSSKASTENFRÄSER



SOLID HM BODY

IMPIEGO: Punta con rivestimento PVD dedicato EXTRA-DURABLE, per massimizzare vita utile e parametri di utilizzo. Contornatura con alto grado di finitura su entrambi i lati.

USE: PVD dedicated coating EXTRA-DURABLE, for maximization of lifetime and working parameters. Routing with good finishing on both top and bottom panel sides.

ANWENDUNG: PVD-Beschichtung EXTRA-DURABLE, zur Maximierung der Lebensdauer und der Arbeitsparameter. Fräsapplikation mit hohe Oberflächengüte auf beiden Seiten.

P288 EXTRA-DURABLE						
Ø D [mm]	B [mm]	L [mm]	Shank	Art. Nr.		€
14	50	150	14X50	P288RM14150X		
14	50	170	14X50	P288RM14170X		
16	50	150	16X50	P288RM16150X		
16	50	170	16X50	P288RM16170X		

Quantità minima d'ordine: 2 pezzi per tipo. / Minimum quantity order: 2 pieces / each.
Mindest bestellmengen: 2 Stück / pro.





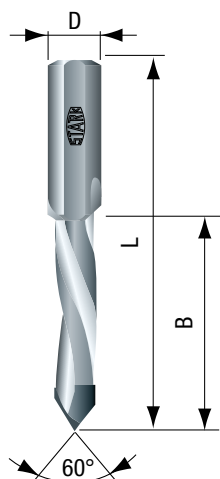
YOUR STORIES, OUR BLADES

PUNTE COMPONIBILI E PUNTE PER CERNIERE
DOWEL DRILLS AND HINGE BORING BITS
DÜBELBOHRER UND BESCHLAGBOHRER



/03 CNC

Punte componibili e punte per cerniere per macchine CNC
Dowel drills and hinge boring bits for CNC machining
Dübelbohrer und Beschlagbohrer für die CNC-Bearbeitung



IMPIEGO: Punte componibili per fori passanti. Attacco Ø 10 x 25.

USE: Dowel drills for through-out drilling. Chuck: Ø 10 x 25.

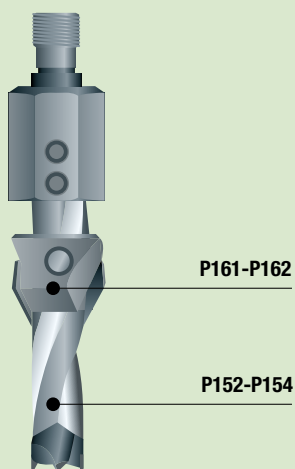
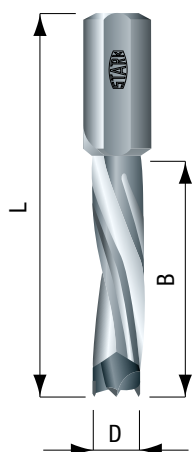
ANWENDUNG: Dübelbohrer für Durchgangsbohrungen. Schaft Ø 10 x 25.

P151 - HM						
Ø D [mm]	B [mm]	L [mm]	Nr. pz.	Art. Nr. DX	Art. Nr. SX	€
4	27	57,5	10	P151RM0427	P151LM0427	
5	27	57,5	10	P151RM0527	P151LM0527	
6	27	57,5	10	P151RM0627	P151LM0627	
7	27	57,5	10	P151RM0727	P151LM0727	
8	27	57,5	10	P151RM0827	P151LM0827	
9	27	57,5	10	P151RM0927	P151LM0927	
10	27	57,5	10	P151RM1027	P151LM1027	
4	37	70	10	P151RM0437	P151LM0437	
5	37	70	10	P151RM0537	P151LM0537	
6	37	70	10	P151RM0637	P151LM0637	
7	37	70	10	P151RM0737	P151LM0737	
8	37	70	10	P151RM0837	P151LM0837	
9	37	70	10	P151RM0937	P151LM0937	
10	37	70	10	P151RM1037	P151LM1037	
12	37	70	10	P151RM1237	P151LM1237	

IMPIEGO: Punte componibili per fori ciechi. Attacco Ø 10 x 20.

USE: Dowel drills for blind drilling. Chuck: Ø 10 x 20.

ANWENDUNG: Dübelbohrer für Sacklochbohrungen. Schaft Ø 10 x 20.



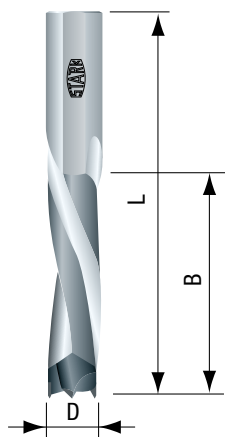
Per macchine foratrici,
 utilizzabili con art. P161

On boring machines,
 use with item P161

Auf Bohrmaschinen,
 zur Verwendung mit Art. P161

P152 - HM						
Ø D [mm]	B [mm]	L [mm]	Nr. pz.	Art. Nr. DX	Art. Nr. SX	€
4	30	57,5	10	P152RM0430	P152LM0430	
5	30	57,5	10	P152RM0530	P152LM0530	
5,5	30	57,5	10	P152RM5530	P152LM5530	
6	30	57,5	10	P152RM0630	P152LM0630	
6,35(1/4")	30	57,5	10	P152RM63530	P152LM63530	
7	30	57,5	10	P152RM0730	P152LM0730	
8	30	57,5	10	P152RM0830	P152LM0830	
9	30	57,5	10	P152RM0930	P152LM0930	
9,5 (3/8")	30	57,5	10	P152RM9530	P152LM9530	
10	30	57,5	10	P152RM1030	P152LM1030	
10,5	30	57,5	10	P152RM10530	P152LM10530	
11	30	57,5	10	P152RM1130	P152LM1130	
12	30	57,5	10	P152RM1230	P152LM1230	
12,7(1/2")	30	57,5	10	P152RM12730	P152LM12730	
13	30	57,5	10	P152RM1330	P152LM1330	
14	30	57,5	10	P152RM1430	P152LM1430	
15	30	57,5	10	P152RM1530	P152LM1530	
16	30	57,5	10	P152RM1630	P152LM1630	
4	43	70	10	P152RM0443	P152LM0443	
5	43	70	10	P152RM0543	P152LM0543	
5,5	43	70	10	P152RM5543	P152LM5543	
6	43	70	10	P152RM0643	P152LM0643	
6,35(1/4")	43	70	10	P152RM63543	P152LM63543	
7	43	70	10	P152RM0743	P152LM0743	
7,5	43	70	10	P152RM7543	P152LM7543	
8	43	70	10	P152RM0843	P152LM0843	
8,2	43	70	10	P152RM8243	P152LM8243	
9	43	70	10	P152RM0943	P152LM0943	
9,5 (3/8")	43	70	10	P152RM9543	P152LM9543	
10	43	70	10	P152RM1043	P152LM1043	
10,5	43	70	10	P152RM10543	P152LM10543	
11	43	70	10	P152RM1143	P152LM1143	
12	43	70	10	P152RM1243	P152LM1243	
12,7(1/2")	43	70	10	P152RM12743	P152LM12743	
13	43	70	10	P152RM1343	P152LM1343	
14	43	70	10	P152RM1443	P152LM1443	
15	43	70	10	P152RM1543	P152LM1543	

PUNTE COMPONIBILI PER FORI CIECHI CON 2 ELICHE DOWEL DRILLS FOR BLIND DRILLING WITH 2 SPIRALS DÜBELBOHRER FÜR SACKLOCHBOHRUNGEN



IMPIEGO: Punte componibili per fori ciechi con 2 eliche. Attacco Ø 10 x 27 L = 57,5 / Ø 10 x 35 L = 70.

USE: Dowel drills for blind drilling with 2 spirals. Chuck: Ø 10 x 27 L = 57,5 / Ø 10 x 35 L = 70.

ANWENDUNG: Dübelbohrer für Sacklochbohrungen. Schaft Ø 10 x 25.
Schaft Ø 10 x 27 L = 57,5 / Ø 10 x 35 L = 70.

P154 - HM						
Ø D [mm]	B [mm]	L [mm]	Nr. pz.	Art. Nr. DX	Art. Nr. SX	€
4	27	57,5	10	P154RM0427	P154LM0427	
5	27	57,5	10	P154RM0527	P154LM0527	
6	27	57,5	10	P154RM0627	P154LM0627	
6,35(1/4")	27	57,5	10	P154RM63527	P154LM63527	
7	27	57,5	10	P154RM0727	P154LM0727	
8	27	57,5	10	P154RM0827	P154LM0827	
8,2	27	57,5	10	P152RM8227	P152LM8227	
9	27	57,5	10	P154RM0927	P154LM0927	
9,5 (3/8")	27	57,5	10	P154RM9527	P154LM9527	
10	27	57,5	10	P154RM1027	P154LM1027	
11	27	57,5	10	P154RM1127	P154LM1127	
12	27	57,5	10	P154RM1227	P154LM1227	
12,7(1/2")	27	57,5	10	P154RM12727	P154LM12727	
14	27	57,5	10	P154RM1427	P154LM1427	
15	27	57,5	10	P154RM1527	P154LM1527	
4	35	70	10	P154RM0435	P154LM0435	
5	35	70	10	P154RM0535	P154LM0535	
6	35	70	10	P154RM0635	P154LM0635	
6,35(1/4")	35	70	10	P154RM63535	P154LM63535	
7	35	70	10	P154RM0735	P154LM0735	
8	35	70	10	P154RM0835	P154LM0835	
9	35	70	10	P154RM0935	P154LM0935	
9,5 (3/8")	35	70	10	P154RM9535	P154LM9535	
10	35	70	10	P154RM1035	P154LM1035	
11	35	70	10	P154RM1135	P154LM1135	
12	35	70	10	P154RM1235	P154LM1235	
12,7(1/2")	35	70	10	P154RM12735	P154LM12735	
13	35	70	10	P154RM1335	P154LM1335	
14	35	70	10	P154RM1435	P154LM1435	
16	35	70	10	P154RM1635	P154LM1635	



P161-P162


P152-P154

Per macchine foratrici,
utilizzabili con art. P162

On boring machines,
use with item P162

Auf Bohrmaschinen,
zur Verwendung mit Art. P162






P161 - HM				
Ø D [mm]	Ø d [mm]	Art. Nr. DX	Art. Nr. SX	€
15,5	4	P161RM04155	P161LM04155	
15,5	5	P161RM05155	P161LM05155	
15,5	6	P161RM06155	P161LM06155	
15,5	6,4	P161RM64155	P161LM64155	
18	7	P161RM0718	P161LM0718	
18	8	P161RM0818	P161LM0818	
18	9	P161RM0918	P161LM0918	
20	10	P161RM1020	P161LM1020	
22	12	P161RM1222	P161LM1222	

Per macchine foratrici, utilizzabili con art. P152

On boring machines, use with item P152

Auf Bohrmaschinen, zur Verwendung mit Art. P152

SVASATORI COMPONIBILI
SHELL COUNTERSINK
AUFSTECKSENKER



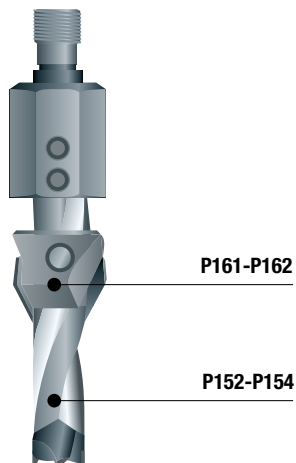
P162 - HM				
Ø D [mm]	Ø d [mm]	Art. Nr. DX	Art. Nr. SX	€
20	5÷10	P162RM0520	P162LM0520	
22	11÷12	P162RM1222	P162LM1222	

Per macchine foratrici, utilizzabili con art. P154

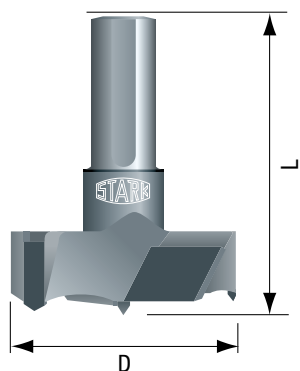
On boring machines, use with item P154

Auf Bohrmaschinen, zur Verwendung mit Art. P154

ESEMPI DI ASSEMBLAGGIO / ASSEMBLY EXAMPLE / MONTAGEBEISPIEL



Esempio di foro cieco con svasatura
Examples of blind drilling with countersink
Beispiel

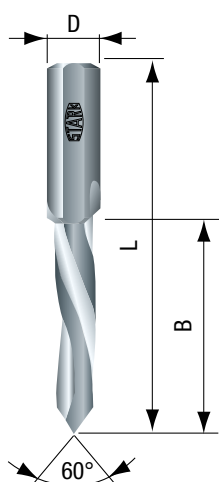


IMPIEGO: Punta per cerniere. Attacco \emptyset 10 x 26. Su macchine foratrici, esecuzione di fori non passanti o sedi per cerniere.

USE: Hinge boring bits. Chuck: \emptyset 10 x 26. On boring machines, for hardware recessing and pocket hole drilling.

ANWENDUNG: Beschlagbohrer. Schaft \emptyset 10 x 26. Auf Bohrmaschinen, für Sacklochbohrungen und Beschlagbohrungen.

P163 - HM					
\emptyset D [mm]	L [mm]	Nr. pz.	Art. Nr. DX	Art. Nr. SX	€
15	57,5	5	P163RM1557	P163LM1557	
16	57,5	5	P163RM1657	P163LM1657	
17	57,5	5	P163RM1757	P163LM1757	
18	57,5	5	P163RM1857	P163LM1857	
20	57,5	5	P163RM2057	P163LM2057	
22	57,5	5	P163RM2257	P163LM2257	
24	57,5	5	P163RM2457	P163LM2457	
25	57,5	5	P163RM2557	P163LM2557	
26	57,5	5	P163RM2657	P163LM2657	
28	57,5	5	P163RM2857	P163LM2857	
30	57,5	5	P163RM3057	P163LM3057	
32	57,5	5	P163RM3257	P163LM3257	
34	57,5	5	P163RM3457	P163LM3457	
35	57,5	5	P163RM3557	P163LM3557	
36	57,5	5	P163RM3657	P163LM3657	
38	57,5	5	P163RM3857	P163LM3857	
40	57,5	5	P163RM4057	P163LM4057	
15	70	5	P163RM1570	P163LM1570	
16	70	5	P163RM1670	P163LM1670	
20	70	5	P163RM2070	P163LM2070	
25	70	5	P163RM2570	P163LM2570	
26	70	5	P163RM2670	P163LM2670	
30	70	5	P163RM3070	P163LM3070	
35	70	5	P163RM3570	P163LM3570	



SOLID HM BODY

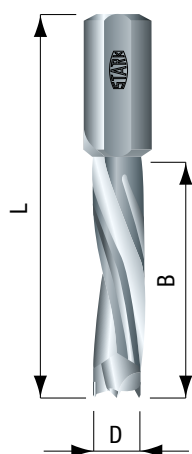


IMPIEGO: Punte componibili, con corpo elicoidale in HM, per fori passanti. Attacco in acciaio speciale ad alta resistenza.

USE: Dowel drills, with solid carbide spiral body, for through-out drilling. Shank in special high-strength steel.

ANWENDUNG: Dübelbohrer für Durchgangsbohrungen. Vollhartmetall-Spiralkörper. Befestigung aus Hochfestem Spezialstahl.

P281						
Ø D [mm]	B [mm]	L [mm]	Nr. pz.	Art. Nr. DX	Art. Nr. SX	€
3	18	57,5	10	P281RM318	P281LM318	
4	22	57,5	10	P281RM422	P281LM422	
5	20	57,5	10	P281RM520	P281LM520	
6	20	57,5	10	P281RM620	P281LM620	
8	20	57,5	10	P281RM857	P281LM857	
10	20	57,5	10	P281RM1020	P281LM1020	
3	20	70	10	P281RM320	P281LM320	
4	25	70	10	P281RM420	P281LM420	
5	33	70	10	P281RM533	P281LM533	
6	33	70	10	P281RM633	P281LM633	
8	33	70	10	P281RM833	P281LM833	
10	33	70	10	P281RM1033	P281LM1033	



SOLID HM BODY



IMPIEGO: Punte componibili per fori ciechi. Corpo elicoidale in HM. Attacco in acciaio.

USE: Dowel drills for blind drilling. Solid Carbide Spiral Body. Steel Shank.


ANWENDUNG: Dübelbohrer für Blindbohrungen. Vollhartmetall-Spiralkörper. Stahl-Schaft.

P282						
Ø D [mm]	B [mm]	L [mm]	Nr. pz.	Art. Nr. DX	Art. Nr. SX	€
3	18	57,5	10	P282RM318	P282LM318	
4	20	57,5	10	P282RM420	P282LM420	
5	22	57,5	10	P282RM522	P282LM522	
6	22	57,5	10	P282RM622	P282LM622	
8	22	57,5	10	P282RM822	P282LM822	
10	22	57,5	10	P282RM1022	P282LM1022	
3	20	70	10	P282RM320	P282LM320	
4	27	70	10	P282RM427	P282LM427	
5	35	70	10	P282RM535	P282LM535	
6	35	70	10	P282RM635	P282LM635	
8	35	70	10	P282RM835	P282LM835	
10	35	70	10	P282RM1035	P282LM1035	



YOUR STORIES, OUR BLADES

PUNTE E TESTE CON COLTELLI A GETTARE KNIFE ROUTERS AND CUTTERHEADS SCHAFTWERKZEUGE



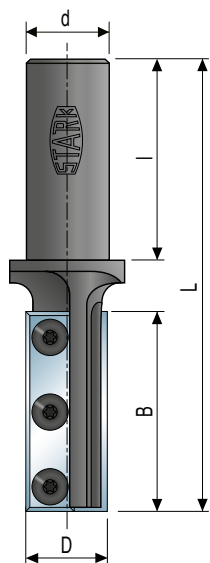
/03 CNC

Punte e teste coltelli a gettare dritte e sagomate

Straight and profiled knife routers and cutterheads

Schaftwerkzeuge

PUNTA PER CONTORNARE DISPOSABLE KNIFE SIZING AND REBATING ROUTER WP-SCHAFTFRÄSER



STEEL BODY

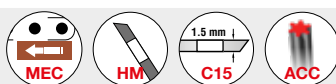
Fresa CNC con corpo in acciaio, completa di coltelli diritti intercambiabili in HM, ideale per contornare elementi in legno e pannelli.

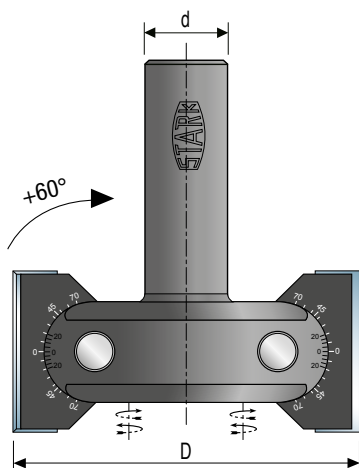
CNC cutter with steel body, with interchangeable HM straight knives, ideal for contouring wooden elements and panels.

CNC-Fräser mit Stahlkörper, komplett mit austauschbaren geraden HM-Messern, ideal für die Konturbearbeitung von Holzelementen und Platten.

PH71FM									Ricambi / Spare Parts / Ersatzteile		
Ø D [mm]	B [mm]	L [mm]	Attacco / Shank Schaft		Z	R	Art. Nr.	€			
			Ø d [mm]	l [mm]							
20	30	95	20/25	50	2	R	PH71FM01		607101	507101	400405
20	30	95	20/25	50	2	L	PH71FM02		607101	507101	400405
20	50	115	20/25	50	2	R	PH71FM03		607102	507101	400405
20	50	115	20/25	50	2	L	PH71FM04		607102	507101	400405
25	50	115	20/25	50	2	R	PH71FM05		607102	507101	400405
25	50	115	20/25	50	2	L	PH71FM06		607102	507101	400405

ESEMPI DI LAVORAZIONE WORKING EXAMPLE EINSATZBEISPIEL





STEEL BODY

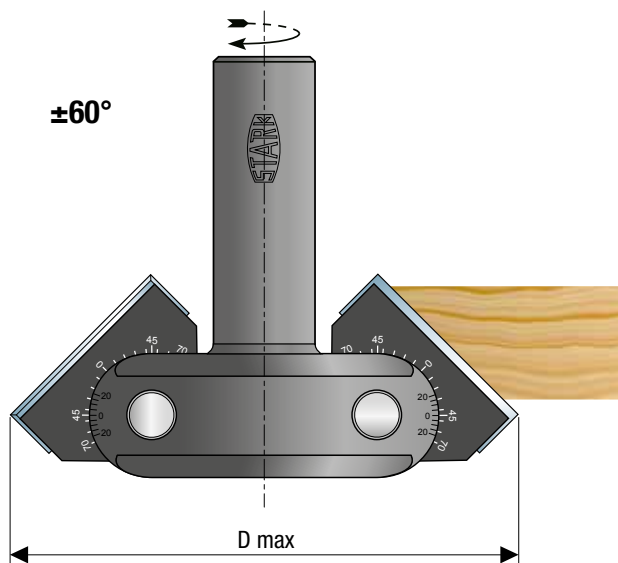
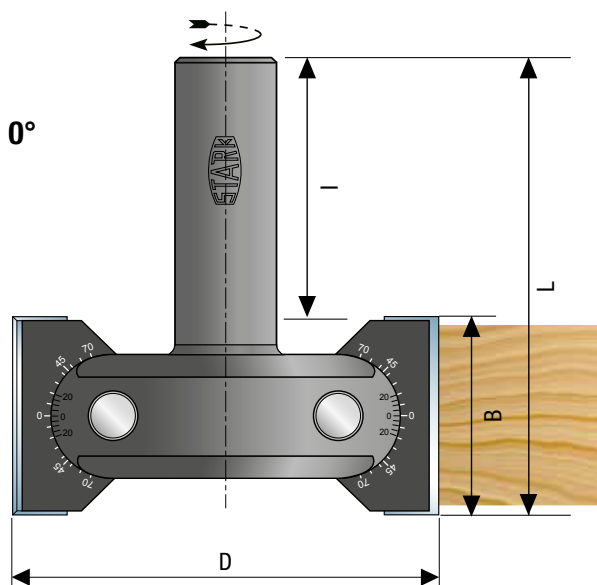
Fresa CNC con corpo in acciaio a inclinazione variabile, completa di coltelli intercambiabili dritti in HM. Regolazione di 2,5°.


CNC cutter with variable inclination steel body, complete with interchangeable straight HM knives. Steps of 2,5°.

CNC-Fräser mit Stahlkörper mit variabler Neigung, komplett mit austauschbaren geraden HM-Messern. Verstellung in 2,5°-Schritten.

PH75FM							Ricambi / Spare Parts / Ersatzteile						
Ø D [mm]	B [mm]	D Max [mm]	L [mm]	Attacco / Shank Schaft		Z	Art. Nr.	€					
				Ø d [mm]	l [mm]								
105	40	121	93	20	50	2	PH75FM01		600011	307501	507501	400002	400003

ESEMPI DI LAVORAZIONE
 WORKING EXAMPLE
 EINSATZBEISPIEL










LIGHT ALLOY BODY

Gruppo CNC con testa in lega leggera con coltellini e rasanti in HM reversibili per eseguire battute e contornature. L'angolo assiale favorisce un miglior scarico del truciolo e una maggiore resa in termini di avanzamento oltre a migliorare la tenuta di taglio.

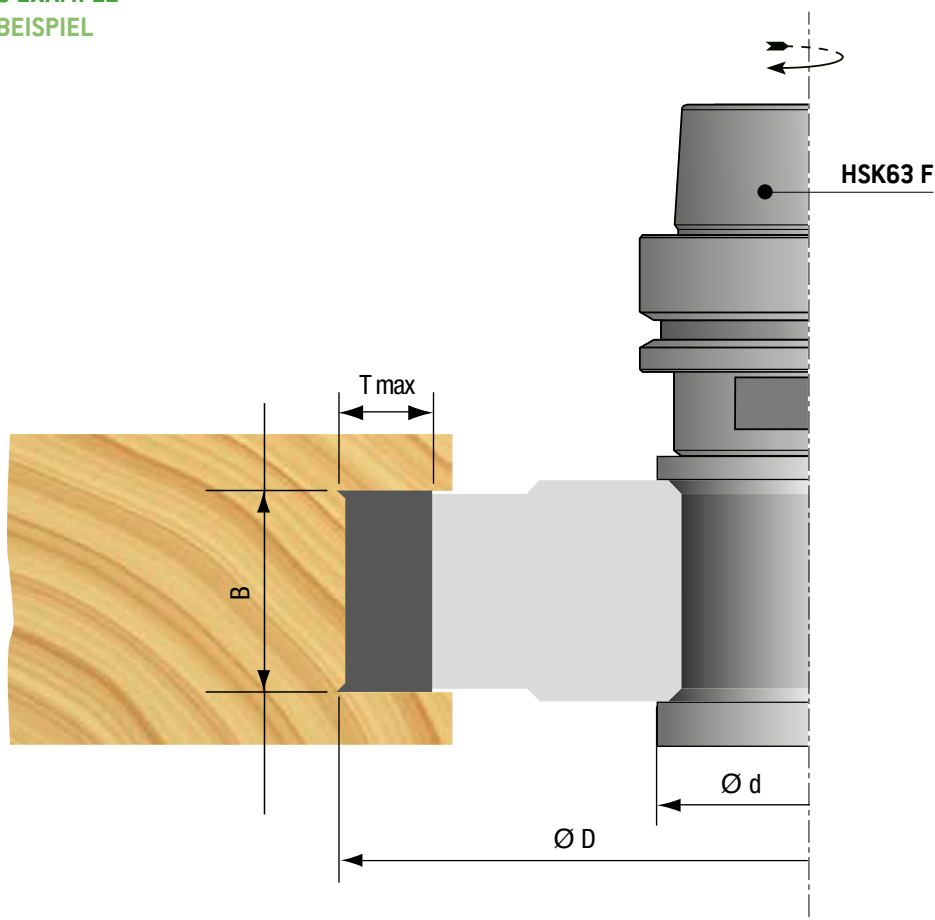
CNC cutterhead with light alloy head with reversible HM knives and spurs for rebating and contouring. The axial angle favours better chip removal and greater feed rate as well as improving cutting grip.

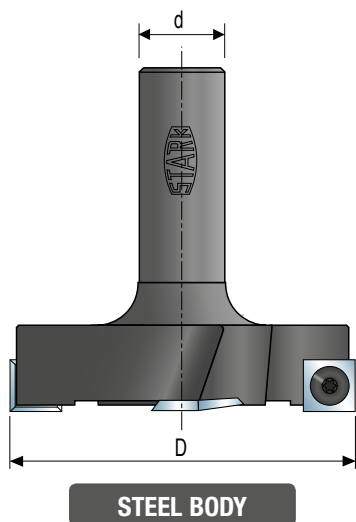
CNC-Fräskopf mit Leichtmetallkopf mit wendbaren HM-Messern und Vorschneider zum Fälzen und Konturfräsen. Der axiale Winkel begünstigt eine bessere Spanabfuhr und einen höheren Vorschub sowie eine bessere Schnittführung.

GH151AAM										Ricambi / Spare Parts / Ersatzteile				
Ø D [mm]	B [mm]	Ø d [mm]	Z	V	T max [mm]	RPM min-max	Art. Nr.		€					
125	50	30	2	4	25	6100 - 10600	GH151AAM030	•		600006	341002	501403	600201	500002






• Disponibile a magazzino / Ready from stock / Ab Lager lieferbar

ESEMPI DI LAVORAZIONE
WORKING EXAMPLE
EINSATZBEISPIEL

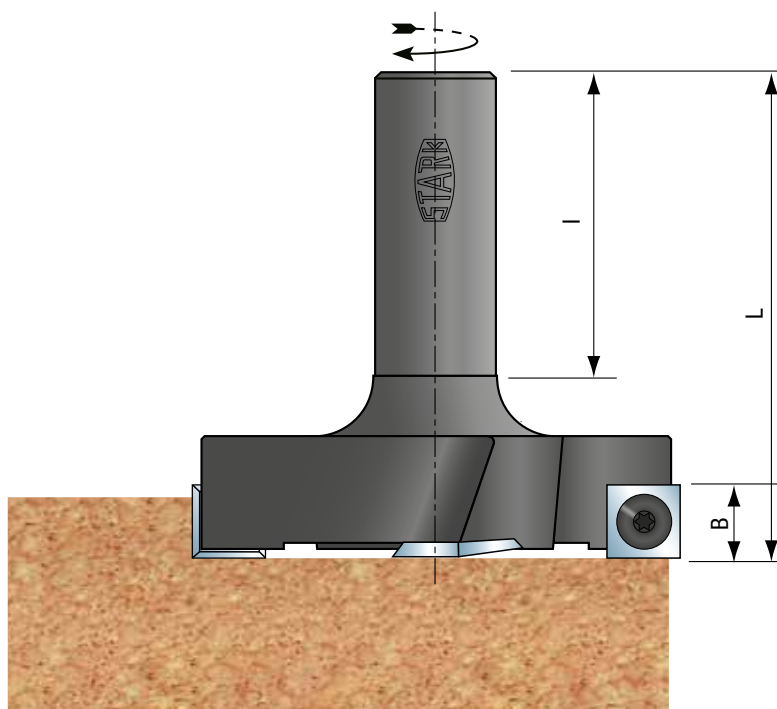


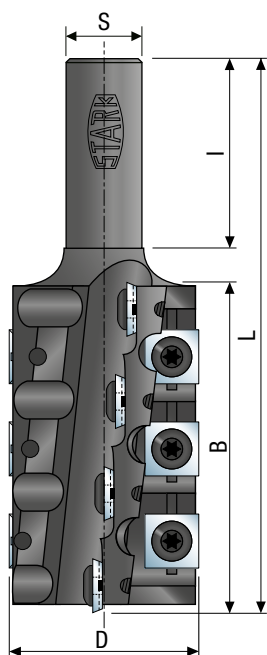


Fresa CNC con corpo in acciaio per spianare, con coltelli reversibili a quattro taglienti in HM.
CNC cutter with steel body for face milling, with reversible knives with four HM cutting edges.
CNC-Fräser mit Stahlkörper zum Planfräsen, mit Wendemessern mit vier HM-Schneiden.

PH77FM01							Ricambi / Spare Parts / Ersatzteile					
Ø D [mm]	B [mm]	L [mm]	Attacco / Shank Schaft		Z	Art. Nr.	€					
			Ø d [mm]	l [mm]								
80	12	80	20/25	50	2+2	PH77FM01		600002	600201	507701	507702	400405

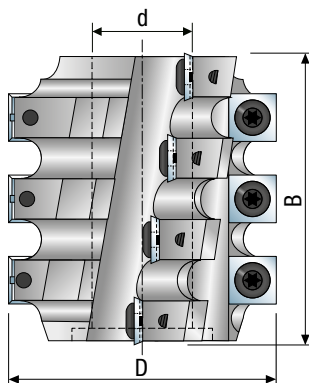
ESEMPI DI LAVORAZIONE
WORKING EXAMPLE
EINSATZBEISPIEL





STEEL BODY

TYPE ①



LIGHT ALLOY BODY

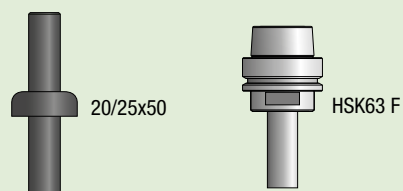
TYPE ②

Fresa CNC con corpo in acciaio per contornare e spianare, ideale per grandi asportazioni, con coltelli reversibili in HM a quattro taglienti.

CNC cutter with steel body for contouring and face milling, ideal for big removal, with HM reversible knives with four cutting edges.

CNC-Fräser mit Stahlkörper zum Kontur- und Planfräsen, ideal für hohen Materialabtrag, mit HM-Wendemessern mit vier Schneiden.

ATTACCO PER TIPO 2 / SHANK FOR TYPE 2 / SCHAFT FÜR 2



Attacchi per corpi in lega leggera da ordinare a parte.

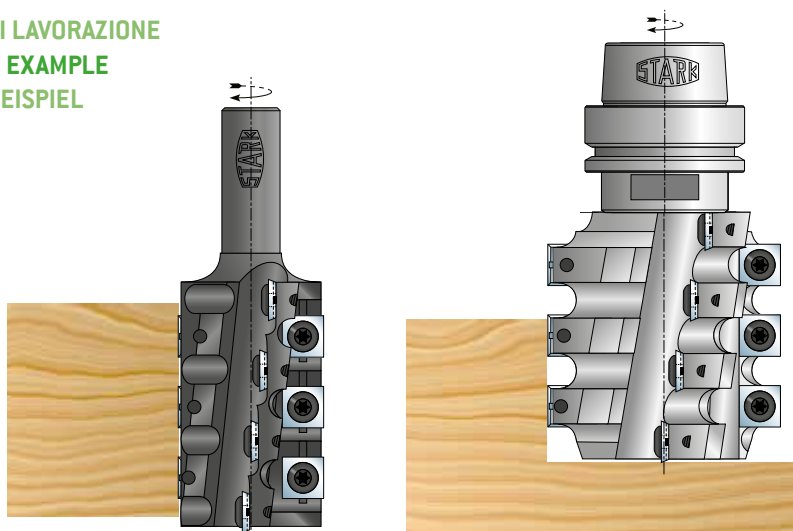
Toolholders for light alloy bodies to be ordered separately.

Die Aufnahmen für die Körper aus Leichtmetall sind separat zu bestellen.

TYPE ① : Corpo in Acciaio / Steel body / Stahlkörper | **TYPE ②** : Corpo in lega leggera / Light alloy body / Leichtmetallgehäuse

PH78FM									Ricambi / Spare Parts / Ersatzteile		
Ø D [mm]	B [mm]	L [mm]	Attacco / Shank Schaft		Z	Art. Nr.	Type	€			
			Ø S [mm]	l [mm]							
50	62	121	20	50	2+2	PH78FM01	①		607801	507801	400420
50	74	133	20	50	2+2	PH78FM02			607801	507801	400420
50	86	145	20	50	2+2	PH78FM03			607801	507801	400420
Ø D [mm]	B [mm]	L [mm]	Ø d [mm]	l [mm]	Z	Art. Nr.	Type	€			
80	62	-	25	-	2+2	PH78FM04	②		607801	507801	400420
80	74	-	25	-	2+2	PH78FM05			607801	507801	400420
80	86	-	25	-	2+2	PH78FM06			607801	507801	400420

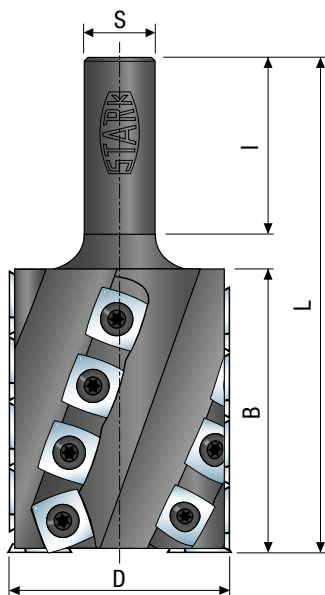
ESEMPI DI LAVORAZIONE
WORKING EXAMPLE
EINSATZBEISPIEL



Fresa elicoidale CNC con corpo in acciaio per contornare e spianare con buona finitura, con coltelli reversibili in HM a quattro taglienti.

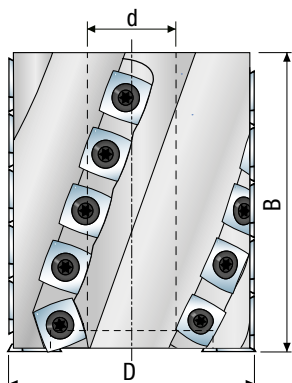
CNC helical cutter with steel body for sizing and planing with good finish, with HM reversible knives with four cutting edges.

CNC-Spiralfräser mit Stahlkörper zum Kalibrieren und Hobeln mit guter Schnittqualität, mit HM-Wendemessern mit vier Schneiden.



STEEL BODY

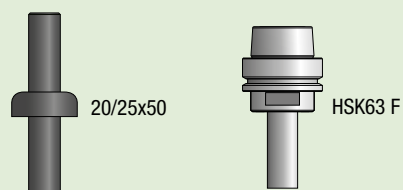
TYPE ①



LIGHT ALLOY BODY

TYPE ②

ATTACCO PER TIPO 2 / SHANK FOR TYPE 2 / SCHAFT FÜR 2



Attacchi per corpi in lega leggera da ordinare a parte.

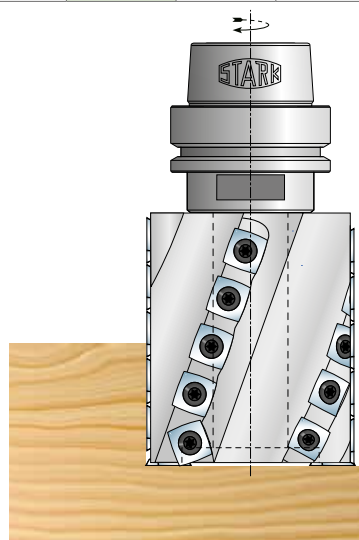
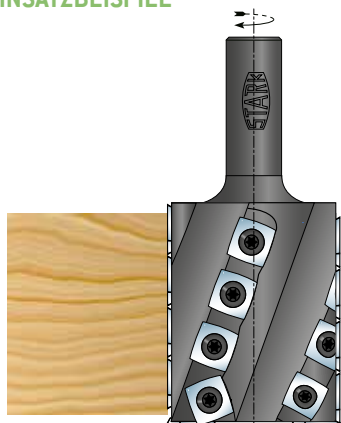
Toolholders for light alloy bodies to be ordered separately.

Die Aufnahmen für die Körper aus Leichtmetall sind separat zu bestellen.

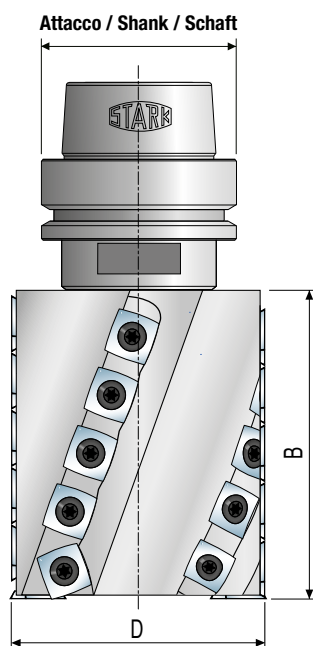
TYPE ① : Corpo in Acciaio / Steel body / Stahlkörper | **TYPE ②** : Corpo in lega leggera / Light alloy body / Leichtmetallgehäuse

PH79FM										Ricambi / Spare Parts / Ersatzteile				
Ø D [mm]	B [mm]	L [mm]	Attacco / Shank Schaft		Z	V	Art. Nr.	Type	€					
			Ø S [mm]	l [mm]										
50	60	122	20/25	50	2+2	2	PH79FM01	①						
50	80	141	20/25	50	2+2	2	PH79FM02							
50	110	170	20/25	50	2+2	2	PH79FM03							
60	60	-	20	-	2+2	2	PH79FM04	②						
60	80	-	20	-	2+2	2	PH79FM05							
80	80	-	30	-	2+2	2	PH79FM06							
80	100	-	30	-	2+2	2	PH79FM07							

**ESEMPI DI LAVORAZIONE
 WORKING EXAMPLE
 EINSATZBEISPIEL**



FRESA MULTITAGLIANTE CON COLTELLO BOMBATO MULTI-CUTTING CUTTER WITH ROUNDED KNIFE Z4 SPIRALFÜRGERFRÄSER



LIGHT ALLOY BODY

Fresa elicoidale CNC con corpo in alluminio per contornare e spianare con buona finitura, con coltelli reversibili in HM a quattro taglienti.

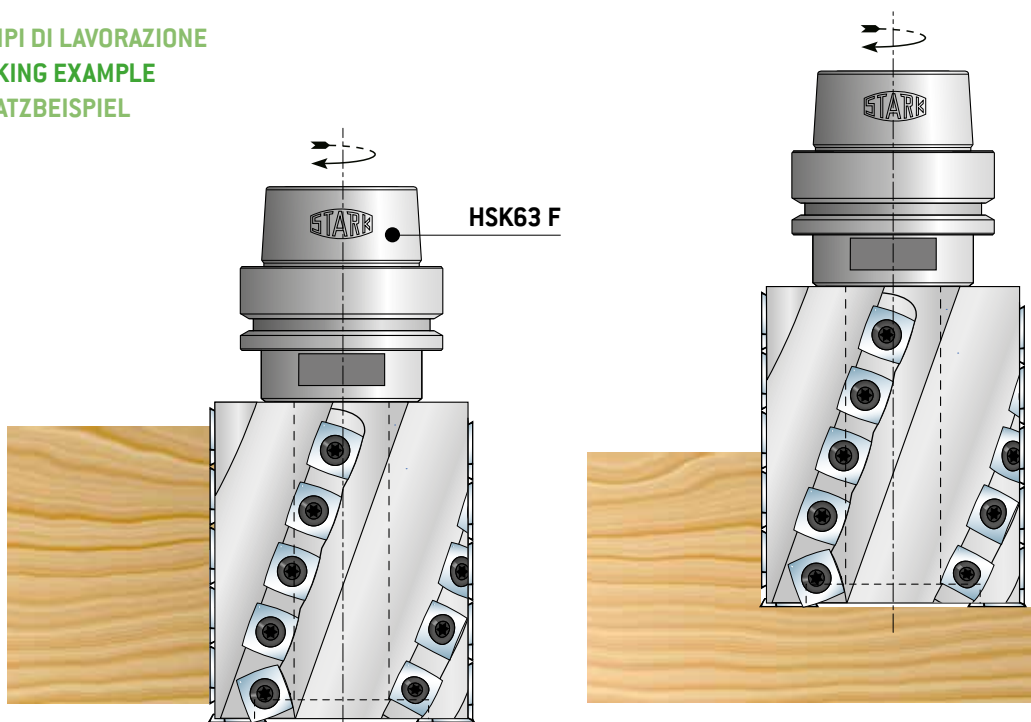
CNC helical cutter with aluminium body for sizing and planing with good finish, with HM reversible knives with four cutting edges.

CNC-Spiralfräser mit Aluminiumkörper zum Kalibrieren und Hobeln mit guter Schnittqualität, mit HM-Wendemessern mit vier Schneiden.

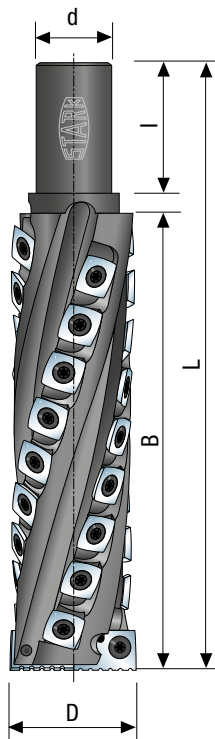
PH81FM														
Ø D [mm]	B [mm]	Ø d [mm]	Z	V	Attacco Shank Schaft	R	Art. Nr.	€						
80	122	30	4	2	HSK 63F	DX	PH81FM01		600207	600201	508101	508102	400420	4000045
80	122	30	4	2	HSK 63F	SX	PH81FM02		600207	600201	508101	508102	400420	4000045

Corpo in Acciaio / Steel body / Stahlkörper

ESEMPI DI LAVORAZIONE
WORKING EXAMPLE
EINSATZBEISPIEL



FRESA MULTITAGLIANTE ELICOIDALE Z4 HELICAL MULTI-CUTTING CUTTER Z4 SPIRALFÖRMIGER MEHRSCHEIDIGER-SCHAFTFRÄSER Z4



STEEL BODY

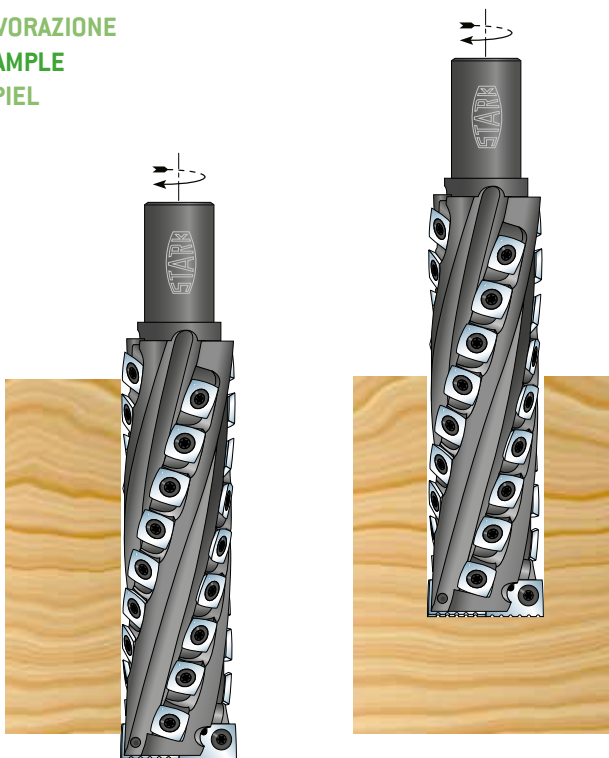
Fresa CNC multitagliante elicoidale Z4, con corpo in acciaio, con coltelli reversibili raggiati in HM a quattro taglienti.

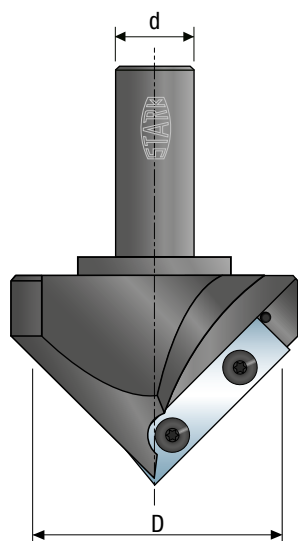
CNC multi-cutter helical Z4 cutter, steel body, with HM radiused reversible knives with four cutting edges.

Spiralförmiger, Mehrschneidiger CNC-Schaftfräser Z4, Stahlkörper, mit abgerundeten HM-Wendemessern mit vier Schneiden.

PH80FM					Ricambi / Spare Parts / Ersatzteile									
Ø D [mm]	B [mm]	L [mm]	Attacco / Shank Schaft		Z	R	Art. Nr.	€						
			Ø d [mm]	l [mm]										
50	180	240	25/30	50	4	DX	PH80FM01		600207	608021	508001	508002	400405	400420
50	180	240	25/30	50	4	SX	PH80FM02		600207	608022	508001	508002	400405	400420
50	210	270	25/30	50	4	DX	PH80FM03		600207	608021	508001	508002	400405	400420
50	210	270	25/30	50	4	SX	PH80FM04		600207	608022	508001	508002	400405	400420

ESEMPI DI LAVORAZIONE WORKING EXAMPLE EINSATZBEISPIEL








STEEL BODY

Fresa CNC a V con corpo in acciaio, per lavorazioni tipo "FOLDING", completa di coltelli in HM.

V-shaped CNC router with steel body, for "FOLDING" type machining, complete with HM knives.

V-förmiger CNC-Fräser mit Stahlkörper, für die "FOLDING"-Bearbeitung, komplett mit HM-Messern.

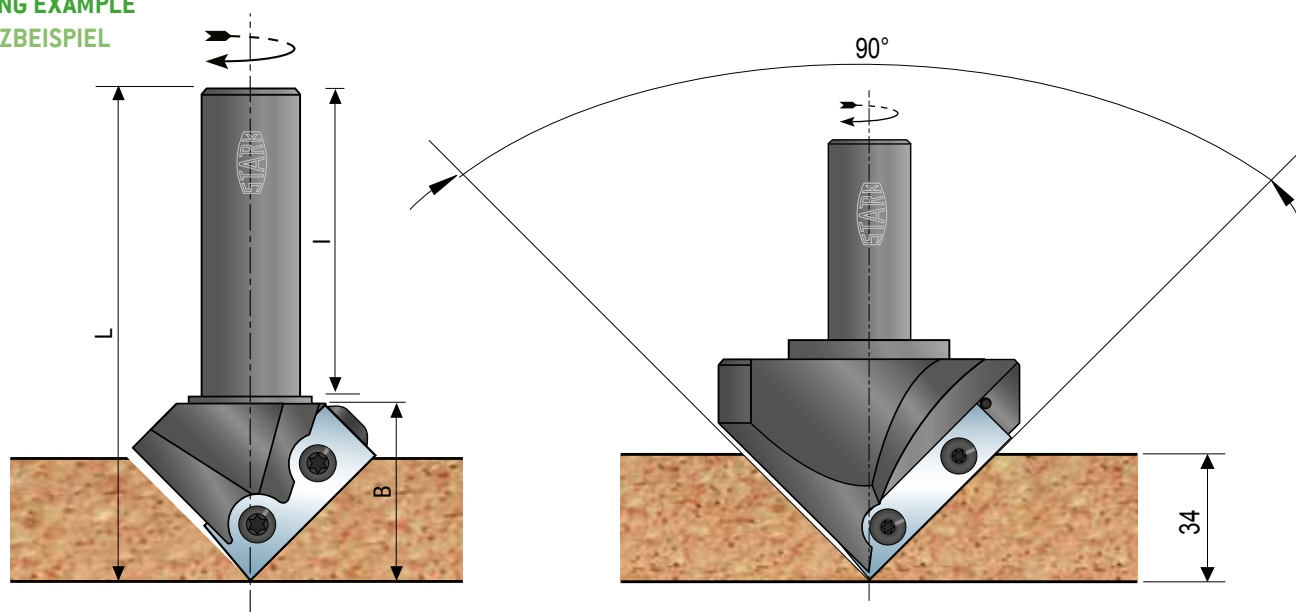
PH82FM									Ricambi / Spare Parts / Ersatzteile		
Ø D [mm]	B [mm]	L [mm]	Attacco / Shank Schaft		Z	R	Art. Nr.	€			
			Ø d [mm]	l [mm]							
38	19	80	16	50	1	DX	PH82FM01		608201	508201	400405
38	19	80	16	50	1	SX	PH82FM02		608202	508201	400405
65	34	110	20	50	1	DX	PH82FM03		608203	508202	400405
65	34	110	20	50	1	SX	PH82FM04		608204	508202	400405

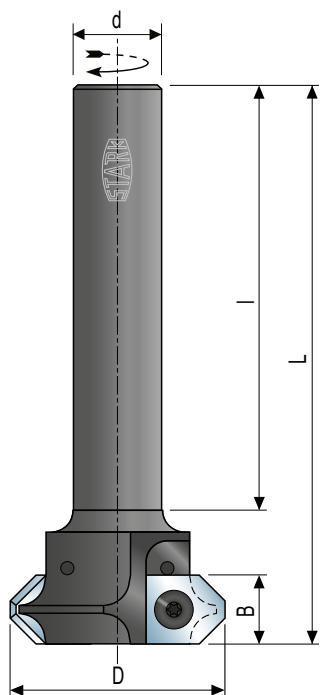
Punte con angoli diversi a richiesta

Folding router with other angles available on request

Foldingfräser mit anderen Winkel auf Anfrage

ESEMPI DI LAVORAZIONE
 WORKING EXAMPLE
 EINSATZBEISPIEL










STEEL BODY

Fresa CNC a cottellini sagomati intercambiabili, con corpo in acciaio, per la realizzazione di smussi e raggi.

CNC router with interchangeable shaped knives, with steel body, for rounding and chamfering.

CNC-Fräser mit austauschbaren Profilmessern, mit Stahlkörper, zum Abrunden und Anfasen.

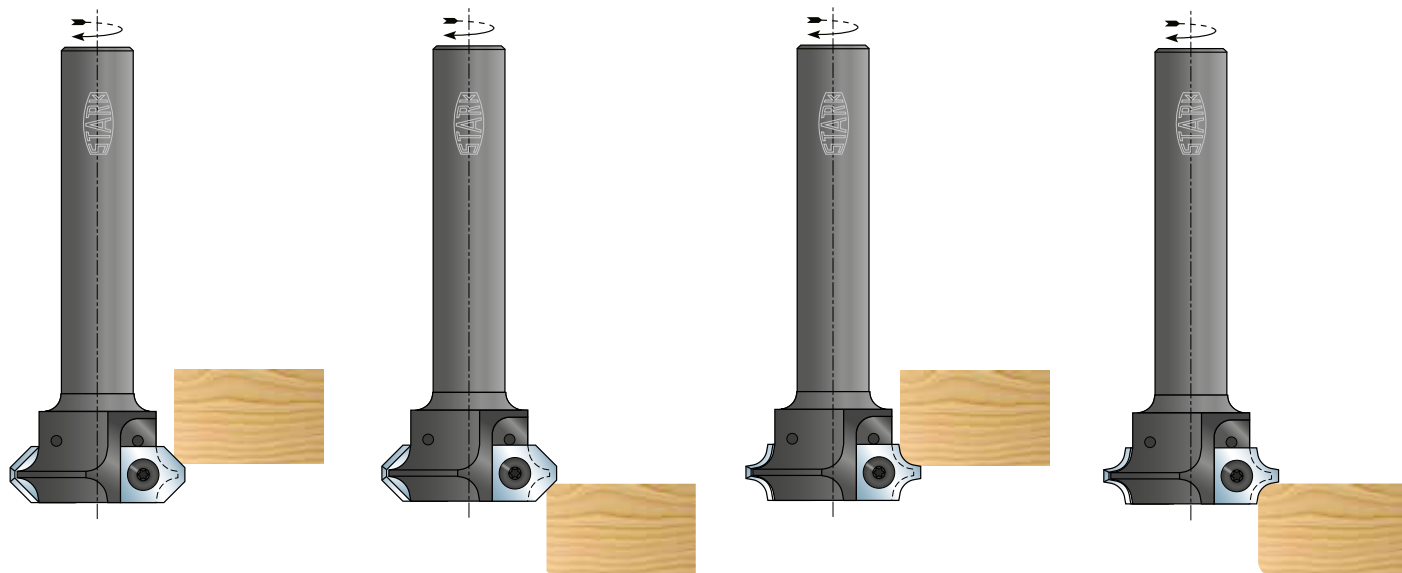
PH84FM01			Ricambi / Spare Parts / Ersatzteile												
Ø D [mm]	B [mm]	L [mm]	Attacco / Shank Schaft		Z	R	Art. Nr.	€	α = 45°	R 2	R 3	R 4	R 5	508401	400405
			Ø d [mm]	l [mm]											
50	16	130	20/25	100	2	DX	PH84FM01		608401	608402	608403	608404	608405		

Punta compresa di coltelli. In fase d'ordine specificare il profilo richiesto.

Router already equipped with profiled knives. When ordering please specify the profile required.

Profilmesser im Lieferumfang enthalten. Bitte das benötigte Profil bei Bestellung angeben.

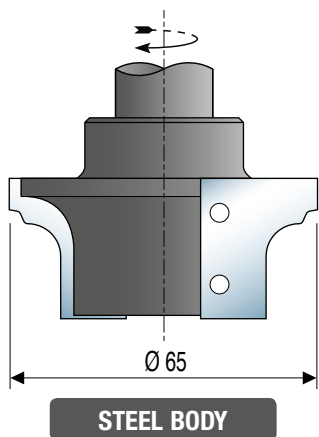
ESEMPI DI LAVORAZIONE
WORKING EXAMPLE
EINSATZBEISPIEL






Frese CNC a coltellini sagomati intercambiabili, con corpo in acciaio, per la realizzazione di antine.

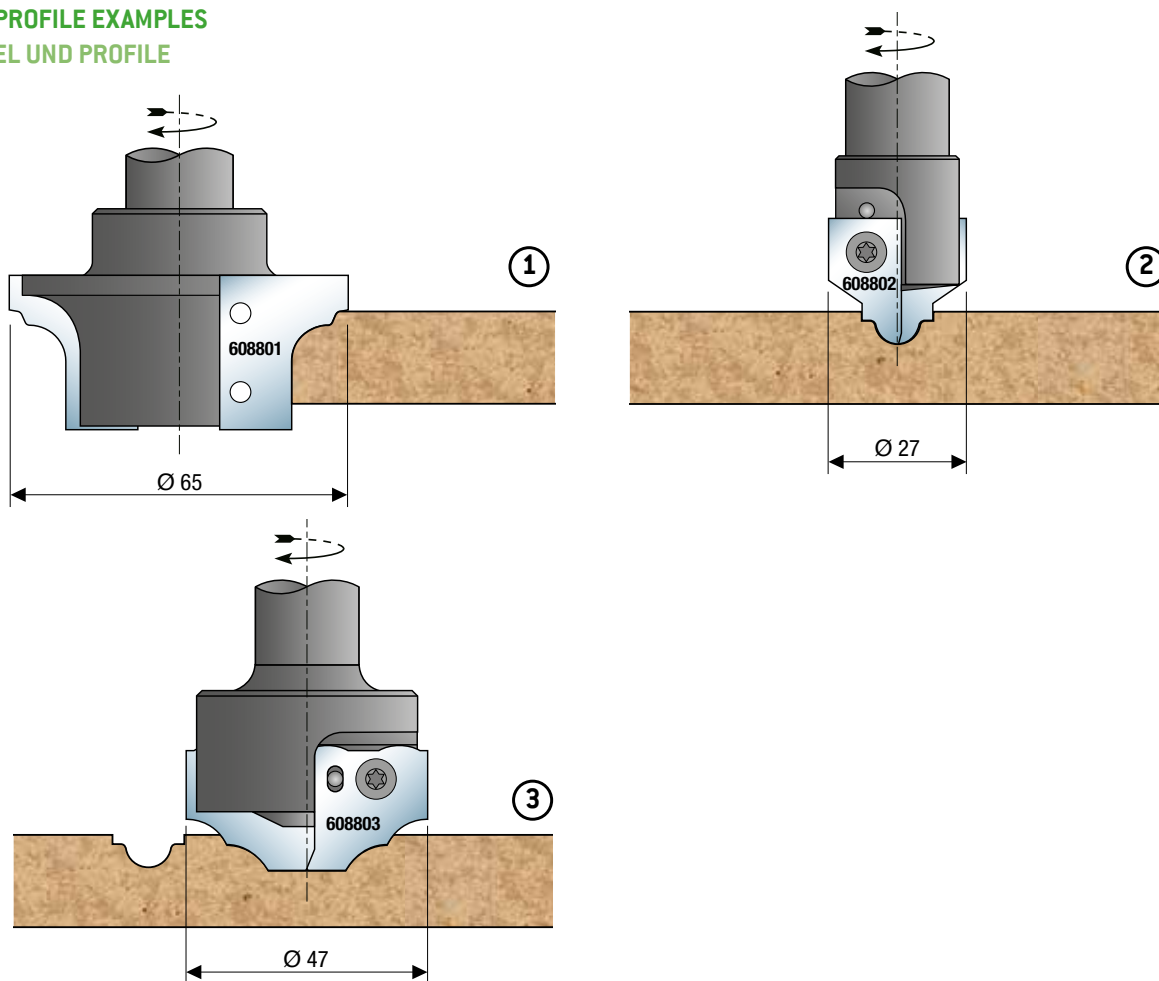
CNC router with interchangeable shaped knives, with steel body, for cabinets.

CNC-Fräser mit Stahlkörper, mit austauschbaren Formmessern für die Herstellung von Möbeltüren.



PH88FM							Ricambi / Spare Parts / Ersatzteile			
Ø D [mm]	B [mm]	Attacco / Shank Schaft		Z	Art. Nr.	Type	€			
		Ø d [mm]	l [mm]							
65	30	20	50	2	PH88FM01	①		308801	508801	400003
27	25	20	50	2	PH88FM02	②		-	508802	400405
47	25	20	50	2	PH88FM03	③		-	508803	400405

ESEMPI DI LAVORAZIONE E PROFILO
 WORKING AND PROFILE EXAMPLES
 EINSATZBEISPIEL UND PROFILE










STEEL BODY

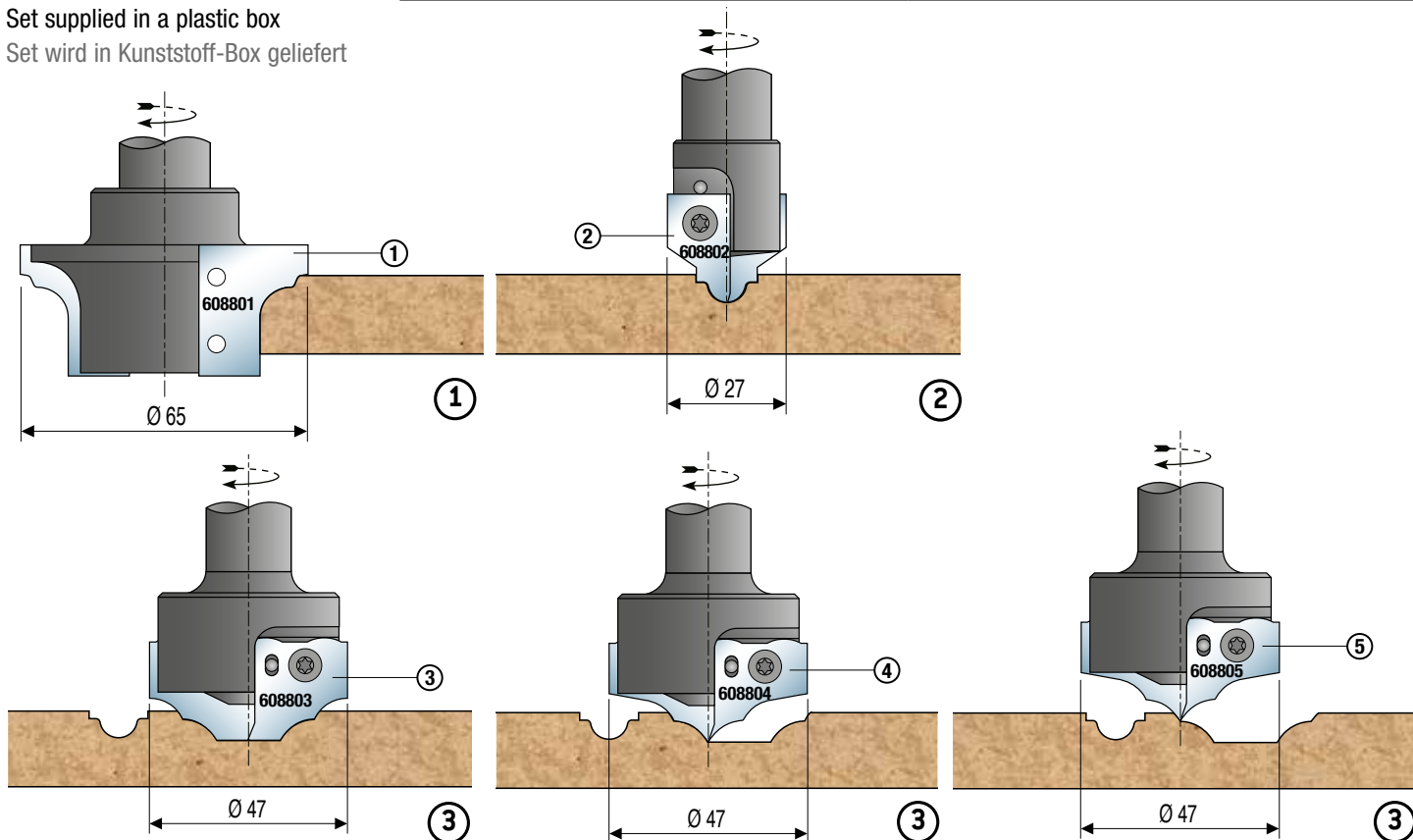
Set fornito in cassetta di plastica
Set supplied in a plastic box
Set wird in Kunststoff-Box geliefert

Set di 5 frese CNC a coltellini intercambiabili, con corpo in acciaio, per la realizzazione di profilo antine.
Il set è completo di 5 profili e chiave di ricambio.

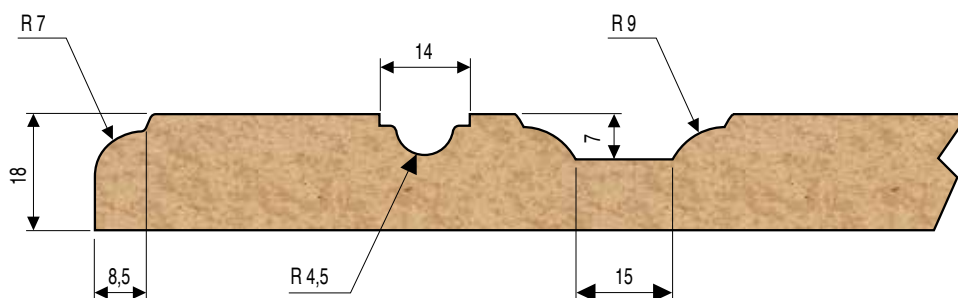
Set of 5 CNC cutters with interchangeable knives, with steel body, for making cabinets. The set includes 5 profiles and a spare key.

Satz von 5 CNC-Fräsern mit austauschbaren Messern, mit Stahlkörper, für die Herstellung von Möbeltüren. Das Set enthält 5 Profile und einen Ersatzschlüssel.

PH88FM10						Ricambi / Spare Parts / Ersatzteile				
Dim. Dim. Ab. [mm]	Z	Attacco Shank Schaft	PZ	Art. Nr.	Type					
Ø 65 x 30	Z2	att. 20 x 50	1 Pz.	PH88FM01	①	608801				
Ø 27 x 25	Z2	att. 20 x 50	1 Pz.	PH88FM02	②		608802			
Ø 47 x 25	Z2	att. 20 x 50	3 Pz.	PH88FM03	③			608803	608804	608805
Art. Nr. SET						€				
PH88FM10										



PROFILO / PROFILE / PROFIL





STEEL BODY

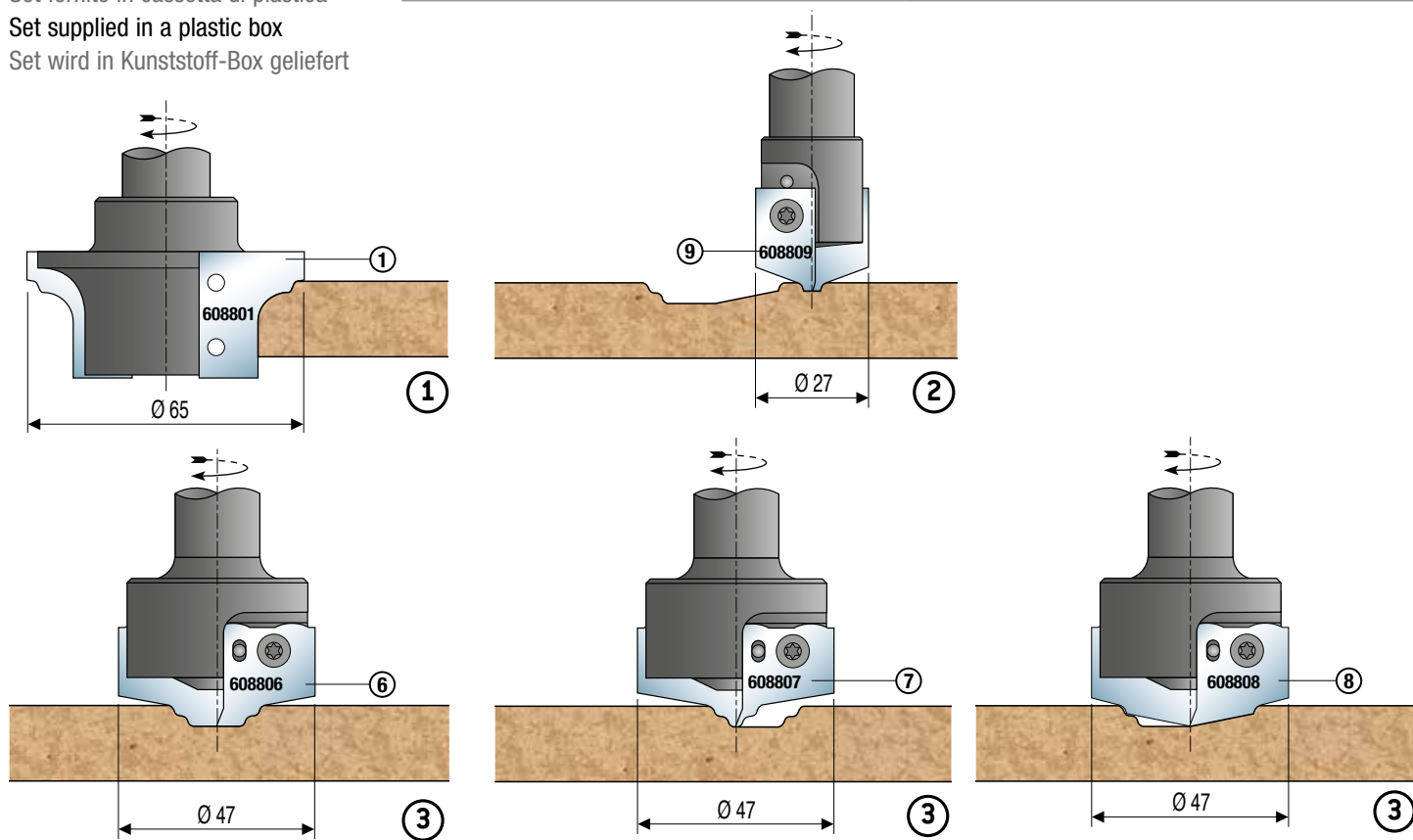
Set fornito in cassetta di plastica
Set supplied in a plastic box
Set wird in Kunststoff-Box geliefert

Set di 5 frese CNC a cottellini intercambiabili, con corpo in acciaio, per la realizzazione di profilo antine.
Il set è completo di 5 profili e chiave di ricambio.

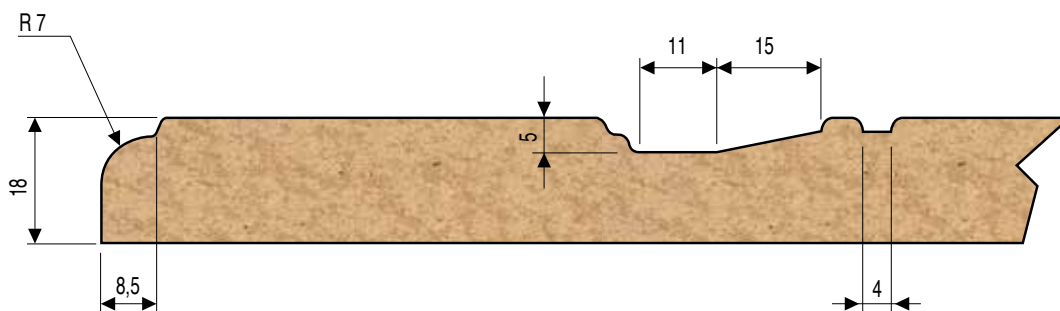
Set of 5 CNC cutters with interchangeable knives, with steel body, for making cabinets. The set includes 5 profiles and a spare key.

Satz von 5 CNC-Fräsern mit austauschbaren Messern, mit Stahlkörper, für die Herstellung von Möbeltüren. Das Set enthält 5 Profile und einen Ersatzschlüssel.

PH88FM20						Ricambi / Spare Parts / Ersatzteile				
Dim. Dim. Ab. [mm]	Z	Attacco Shank Schaft	PZ	Art. Nr.	Type					
Ø 65 x 30	Z2	att. 20 x 50	1 Pz.	PH88FM01	①	608801				
Ø 27 x 25	Z2	att. 20 x 50	1 Pz.	PH88FM02	②		608809			
Ø 47 x 25	Z2	att. 20 x 50	3 Pz.	PH88FM03	③			608806	608807	608808
Art. Nr. SET						€				
PH88FM20										



PROFILO / PROFILE / PROFIL



SET PER ANTINE
SET FOR CABINETS
SET FÜR MOBELFRÖNTEN



STEEL BODY

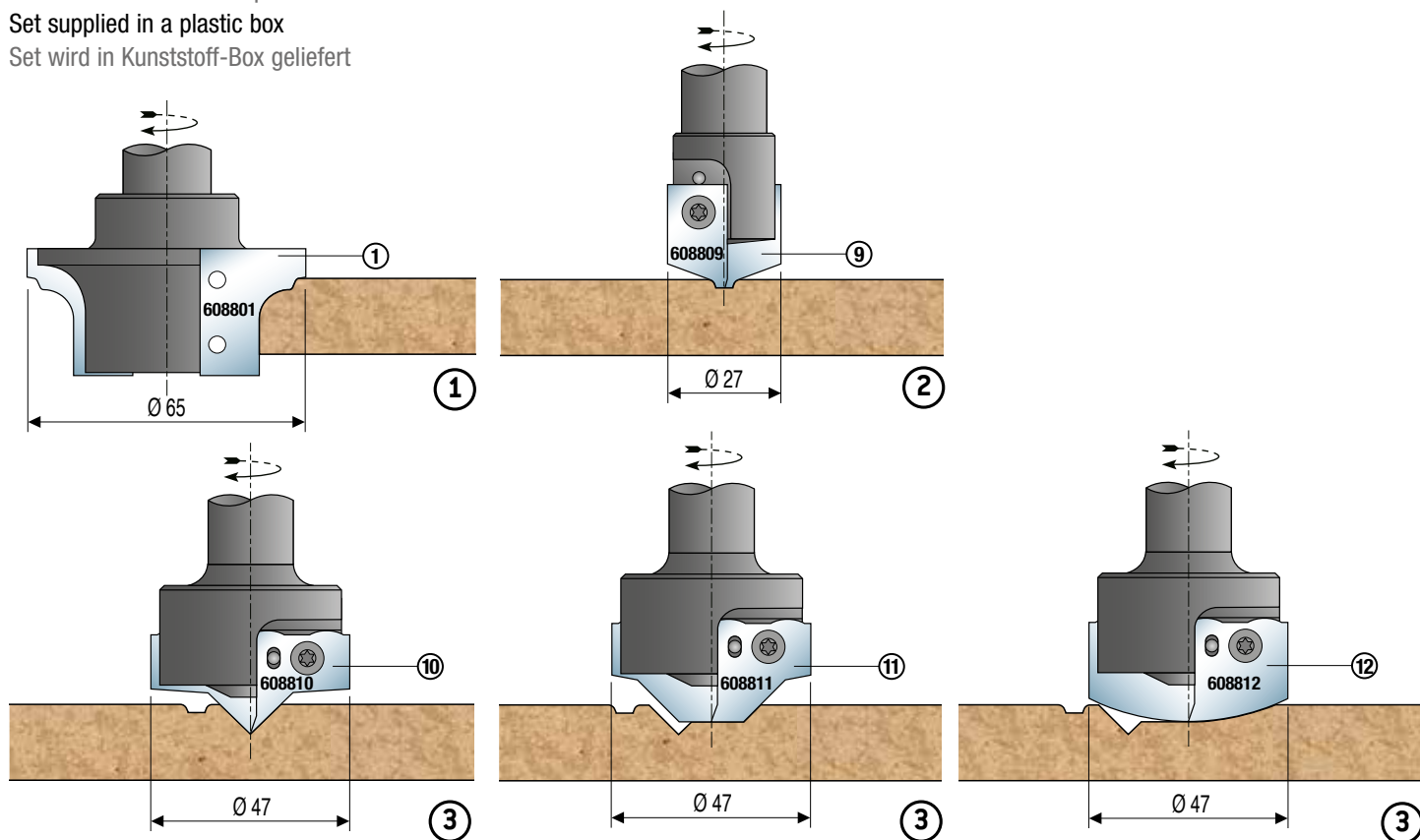
Set fornito in cassetta di plastica
Set supplied in a plastic box
Set wird in Kunststoff-Box geliefert

Set di 5 frese CNC a coltellini intercambiabili, con corpo in acciaio, per la realizzazione di profilo antine. Il set è completo di 5 profili e chiave di ricambio.

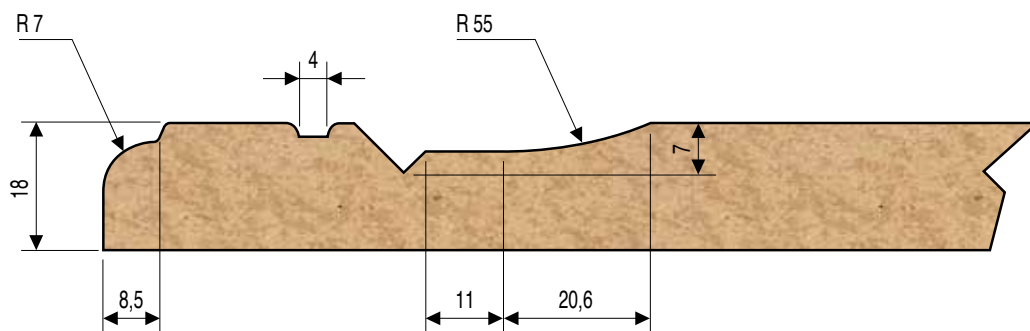
Set of 5 CNC cutters with interchangeable knives, with steel body, for making cabinets. The set includes 5 profiles and a spare key.

Satz von 5 CNC-Fräsern mit austauschbaren Messern, mit Stahlkörper, für die Herstellung von Möbeltüren. Das Set enthält 5 Profile und einen Ersatzschlüssel.

PH88FM30						Ricambi / Spare Parts / Ersatzteile				
Dim. Dim. Ab. [mm]	Z	Attacco Shank Schaft	PZ	Art. Nr.	Type					
Ø 65 x 30	Z2	att. 20 x 50	1 Pz.	PH88FM01	①	608801				
Ø 27 x 25	Z2	att. 20 x 50	1 Pz.	PH88FM02	②		608809			
Ø 47 x 25	Z2	att. 20 x 50	3 Pz.	PH88FM03	③			608810	608811	608812
Art. Nr. SET						€				
PH88FM30										



PROFILO / PROFILE / PROFIL



SET PER ANTINE
SET FOR CABINETS
SET FÜR MOBELFRÖNTEN



STEEL BODY

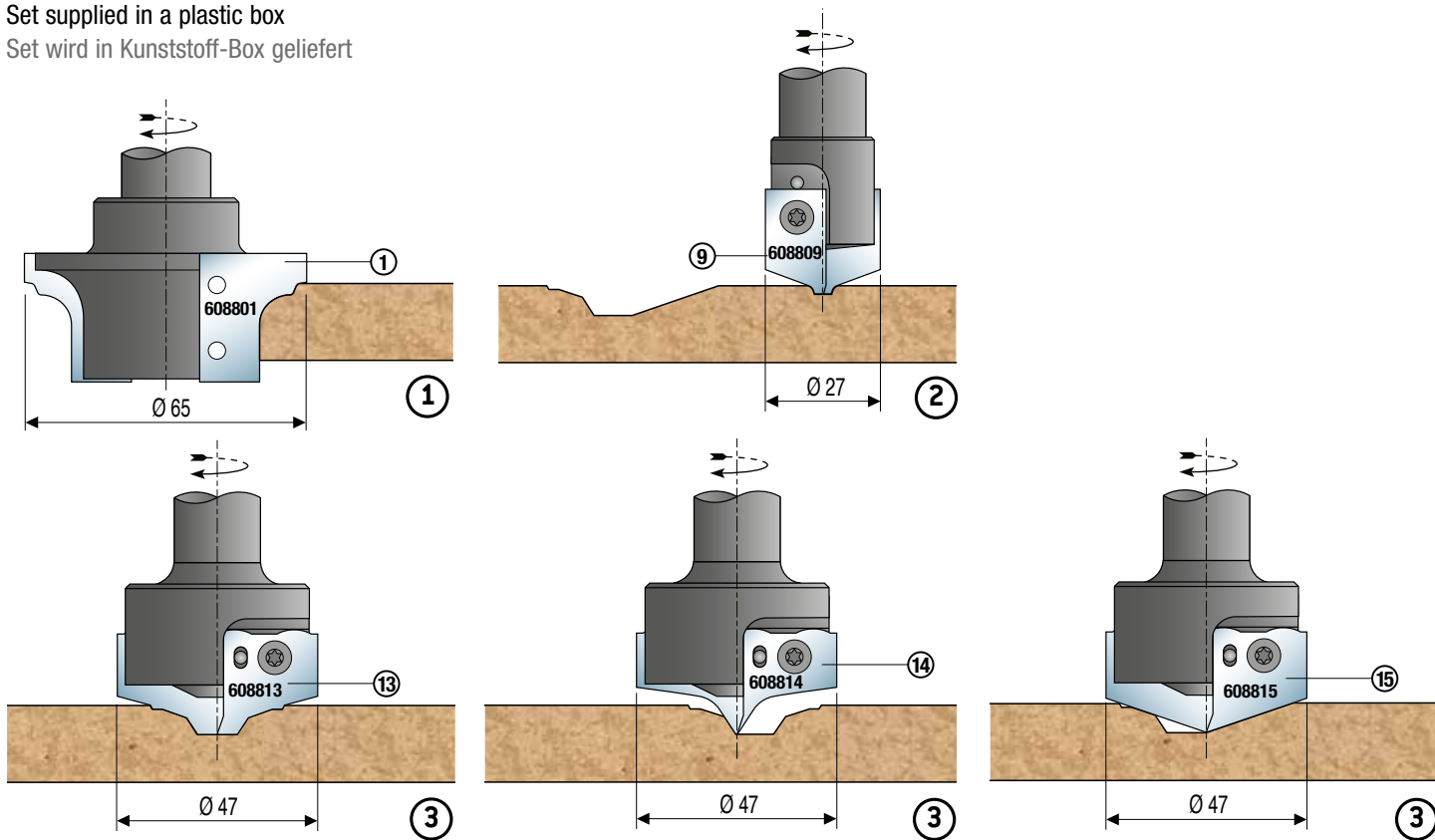
Set fornito in cassetta di plastica
Set supplied in a plastic box
Set wird in Kunststoff-Box geliefert

Set di 5 frese CNC a coltellini intercambiabili, con corpo in acciaio, per la realizzazione di profilo antine. Il set è completo di 5 profili e chiave di ricambio.

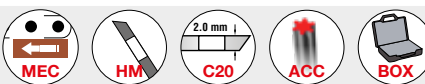
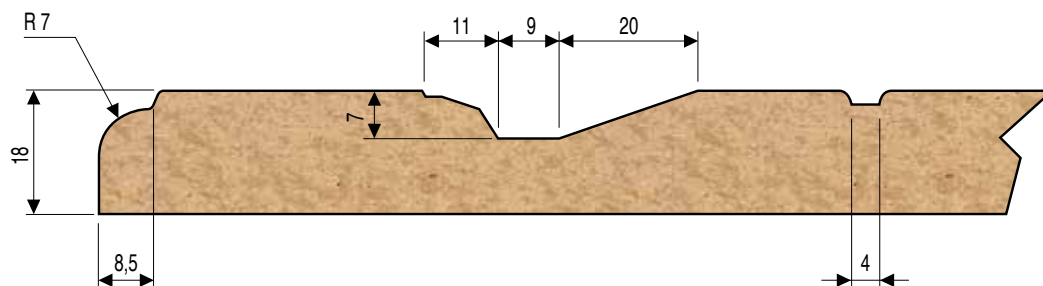
Set of 5 CNC cutters with interchangeable knives, with steel body, for making cabinets. The set includes 5 profiles and a spare key.

Satz von 5 CNC-Fräsern mit austauschbaren Messern, mit Stahlkörper, für die Herstellung von Möbeltüren. Das Set enthält 5 Profile und einen Ersatzschlüssel.

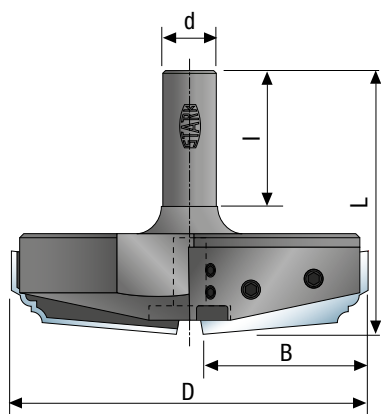
PH88FM40						Ricambi / Spare Parts / Ersatzteile				
Dim. Dim. Ab. [mm]	Z	Attacco Shank Schaft	PZ	Art. Nr.	Type					
Ø 65 x 30	Z2	att. 20 x 50	1 Pz.	PH88FM01	①	608801				
Ø 27 x 25	Z2	att. 20 x 50	1 Pz.	PH88FM02	②		608809			
Ø 47 x 25	Z2	att. 20 x 50	3 Pz.	PH88FM03	③			608813	608814	608815
Art. Nr. SET						€				
PH88FM40										



PROFILO / PROFILE / PROFIL



PIATTABANDA MULTIPROFILO Z2
MULTI-PROFILE PANEL RAISING Z2
MULTIPROFILABPLATTFRÄSER Z2



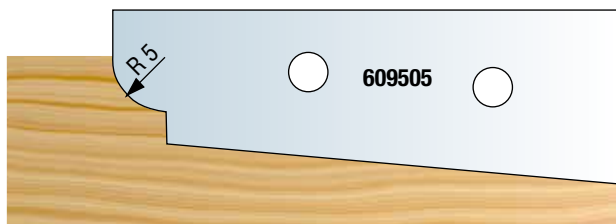
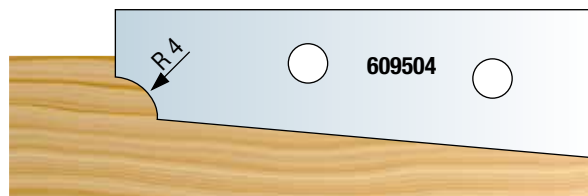
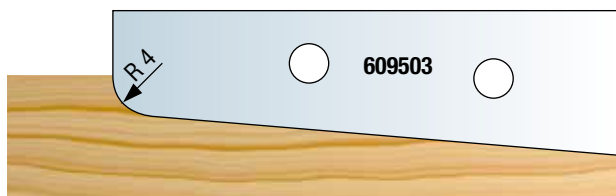
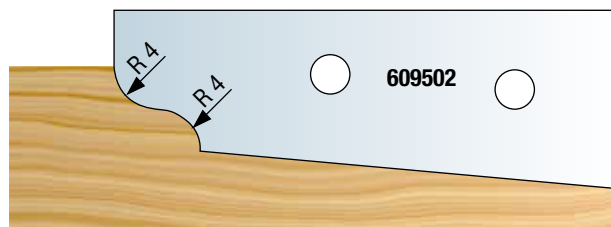
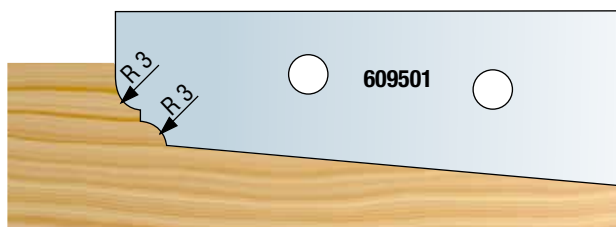
STEEL BODY

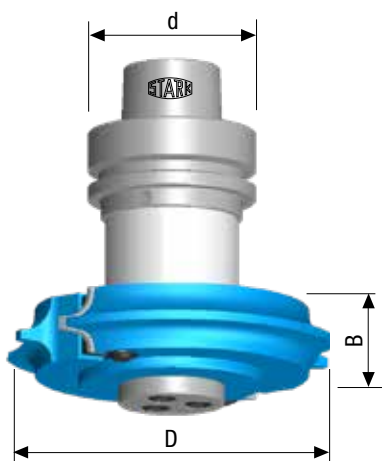
Fresa CNC Z2 a coltellini intercambiabili, con corpo in acciaio, ideale per la realizzazione di profili piattabanda. La fresa è compresa di coltelli. In fase d'ordine specificare il profilo richiesto.

CNC cutter Z2 with interchangeable knives, with steel body, ideal for flat profiles. The router is already equipped with profiled knives. When ordering please specify the profile required.

CNC-Fräser Z2 mit auswechselbaren Messern, mit Stahlkörper, ideal für die Herstellung von Flachprofilen. Der Fräser ist mit Messern ausgestattet. Bitte geben Sie bei der Bestellung das gewünschte Profil an.

PH95FM01							Ricambi / Spare Parts / Ersatzteile					
Ø D [mm]	B [mm]	L [mm]	Attacco / Shank Schaft		Z	Art. Nr.	€					
			Ø d [mm]	l [mm]								
138	46,5	97	20 / 25	50	2	PH95FM01		609501	CC9501	309501	509501	400003
								609502	CC9502			
								609503	CC9503			
								609504	CC9504			
								609505	CC9505			





LIGHT ALLOY BODY

Set fresa CNC, con corpo in alluminio, completa di attacco HSK 63F.







Il set, pensato per la realizzazione di molteplici profili raggiati, è composto da una testa in lega leggera con due coltelli di R 5/10 mm montati sull'utensile e quattro coltelli con R 3/6 mm e R 4/8 mm di ricambio.

CNC cutter set, with aluminium body, complete with HSK 63F attachment.

The set, designed for the production of multiple radius profiles, consists of a light alloy head with two knives of R 5/10 mm mounted on the tool and four spare knives of R 3/6 mm and R 4/8 mm.

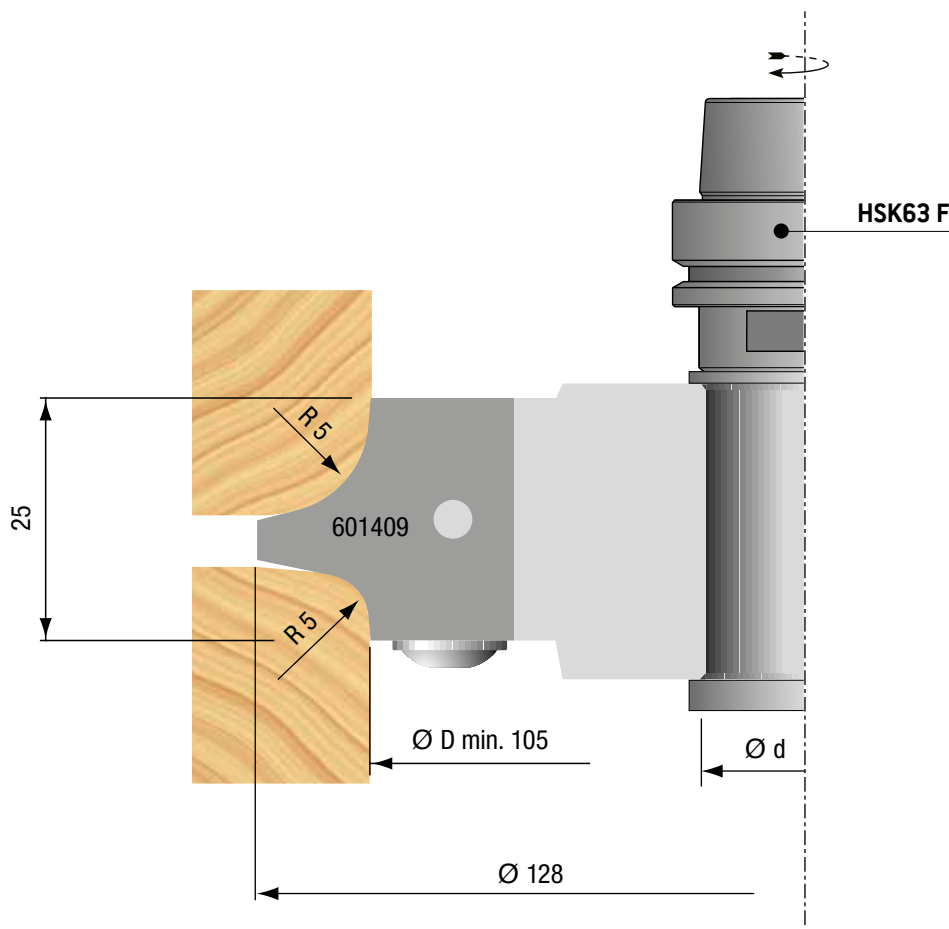
CNC-Fräasersatz, mit Aluminiumkörper, komplett mit HSK 63F-Aufnahme.

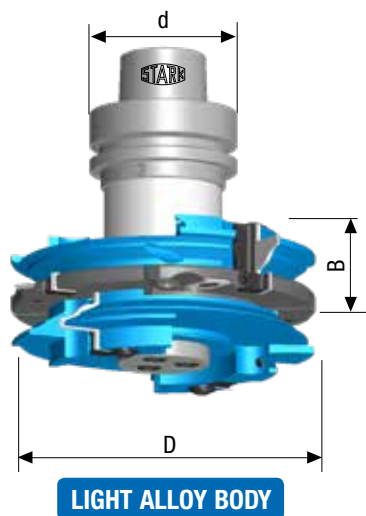
Das Set, welches für die Herstellung von Profilen mit mehreren Radien gedacht ist, besteht aus einem Leichtmetallkopf mit zwei auf dem Werkzeug montierten Messern von R 5/10 mm und vier Ersatzmessern von R 3/6 mm und R 4/8 mm.

GS107BZM									Ricambi / Spare Parts / Ersatzteile:					
Ø D [mm]	B [mm]	Ø d [mm]	Z	R [mm]	RPM min-max	Art. Nr.		€						
128	25	30	2	3-4-5-6-8-10	5800 - 10200	GS107BZM030	•		YH110BAM	601409	601410	601411	340025	501404

• Disponibile a magazzino / Ready from stock / Ab Lager lieferbar

Coltelli in dotazione 601409 / Knives supplied 601409 / Mitgelieferte Messer 601409





Set fresa CNC, con corpo in alluminio, completa di attacco HSK 63F. Il set, composto da 2 teste a profilare, 1 testa per incastri regolabile e di anelli distanziali di regolazione, è stato creato per realizzare con la massima flessibilità antine e porte (cinque profili diversi possibili, A di serie). L'incastro registrabile presente nel gruppo può essere utilizzato anche singolarmente per l'esecuzione di incastri regolabili da 8 a 15 mm di spessore.

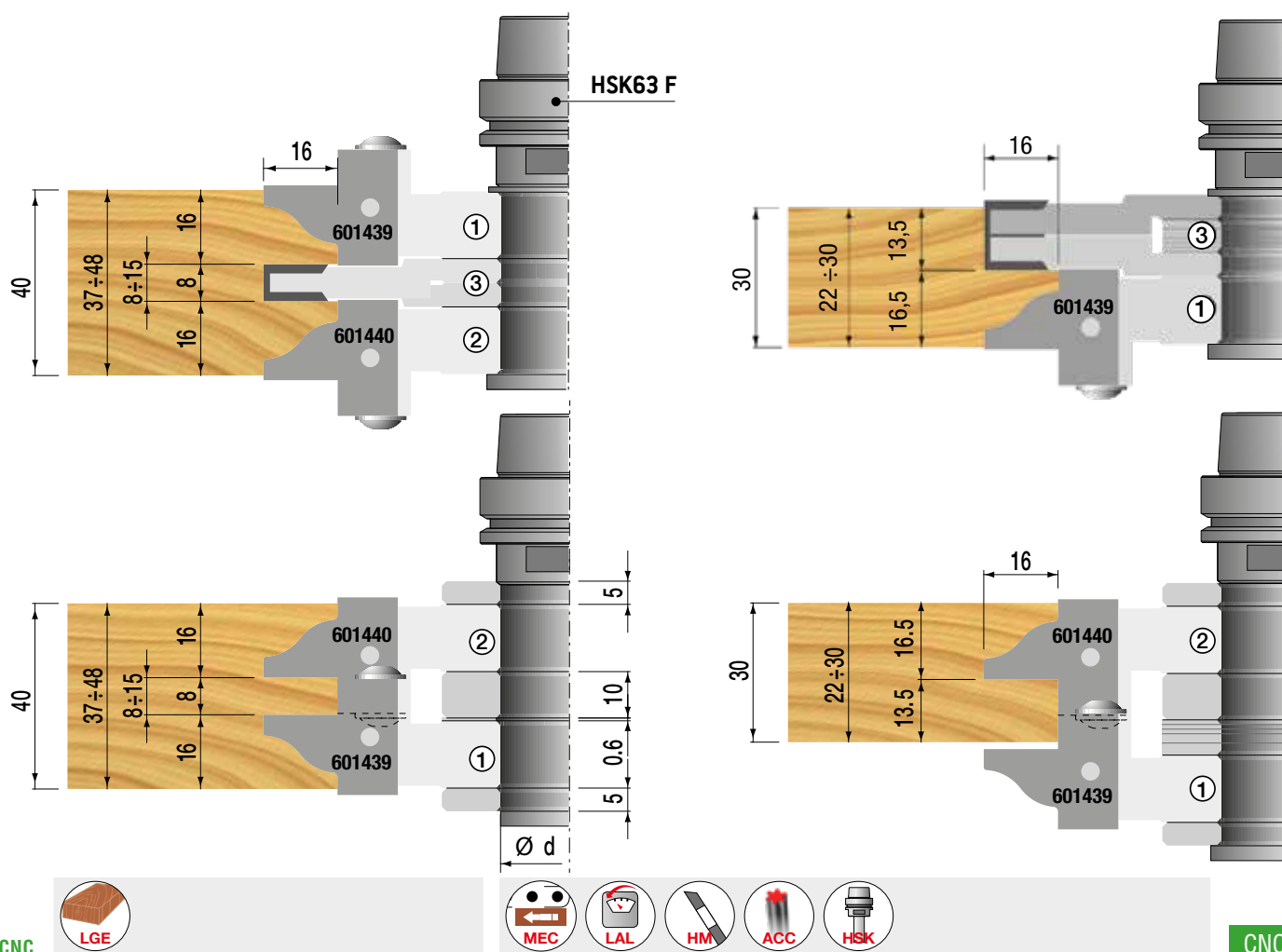
CNC router set, with aluminium body, complete with HSK 63F attachment. The set, consisting of 2 profile heads, 1 adjustable groove head and adjusting spacer rings, is designed to produce doors and cabinets with maximum flexibility (five different profiles possible, A as standard). The adjustable groove in the unit can also be used individually to make adjustable grooves from 8 to 15 mm thick.


CNC-Fräasersatz, mit Aluminiumkörper, komplett mit HSK 63F-Aufnahme. Das Set, bestehend aus 2 Profilköpfen, 1 verstellbaren Nutkopf und verstellbaren Distanzringen, und ist für die flexible Herstellung von Türen und Klappen konzipiert (fünf verschiedene Profile möglich, A als Standard). Der im Set enthaltene einstellbare Rillenkopf kann auch einzeln verwendet werden, um Rillen mit von 8 bis 15 mm verstellbarer Breite herzustellen.

GS112AZM								Ricambi / Spare Parts / Ersatzteile									
Ø D [mm]	B [mm]	Ø d [mm]	Z	V	RPM min-max	Art. Nr.	€										
132	65	30	2+2+2	4	5700 - 9800	GS112AZM030	•										
								① YH115AAM	601439	601441	601443	601445	601447	340018	501316		
								② YH116AAM	601440	601442	601444	601446	601448	340019	501316		
								③ YH117ACM	600001						350021	502403	600201

• Disponibile a magazzino / Ready from stock / Ab Lager lieferbar

Coltelli in dotazione 601439 e 601440 / Knives supplied 601439 and 601440 / Mitgelieferte Messer 601439 und 601440





LIGHT ALLOY BODY

Set fresa CNC, con corpo in alluminio, completa di attacco HSK 63F. Utensile a due taglienti con corpo in lega leggera e coltelli in HM. Adatto per realizzare giunzioni lungo e trasverso vena.

CNC cutter set, with aluminium body, complete with HSK 63F attachment. Two-cutter tool with light alloy body and HM knives. Suitable for making along and cross grain joints.

CNC-Frärsersatz, mit Aluminiumkörper, komplett mit HSK 63F-Aufnahme. Zweischneidiges Werkzeug mit Leichtmetallkörper und HM-Messern. Geeignet für die Herstellung von Längs- und Quer-Verbindungsstellen.

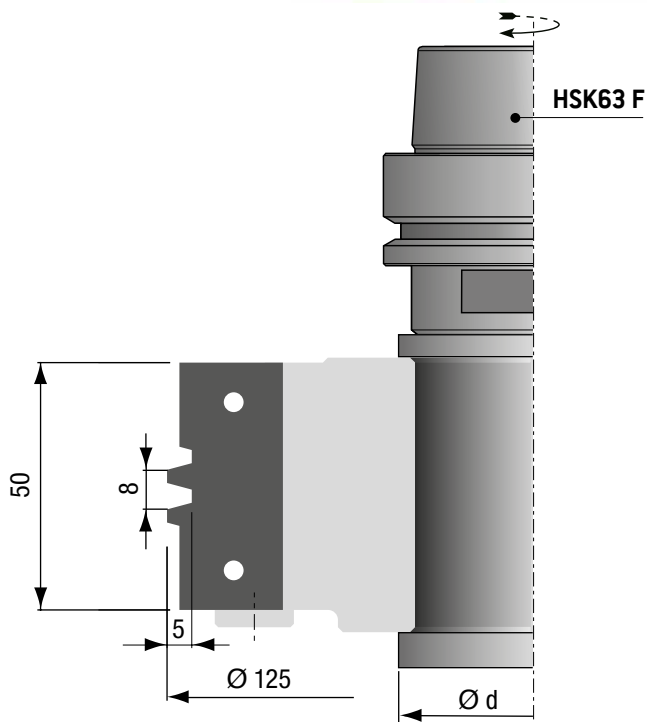
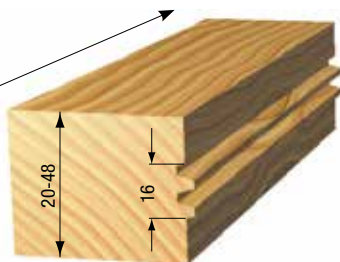
GH152AAM									Ricambi / Spare Parts / Ersatzteile		
Ø D [mm]	B [mm]	Ø d [mm]	Z	RPM min-max	Type	Art. Nr.		€			
125	50	30	2	6100 - 10600	①	GH152AAM030	•		605002	340011	501403

GH156AAM									Ricambi / Spare Parts / Ersatzteile		
Ø D [mm]	B [mm]	Ø d [mm]	Z	RPM min-max	Type	Art. Nr.		€			
125	60	30	3	6100 - 10600	②	GH156AAM030	•		605004	340041	501403

• Disponibile a magazzino / Ready from stock / Ab Lager lieferbar

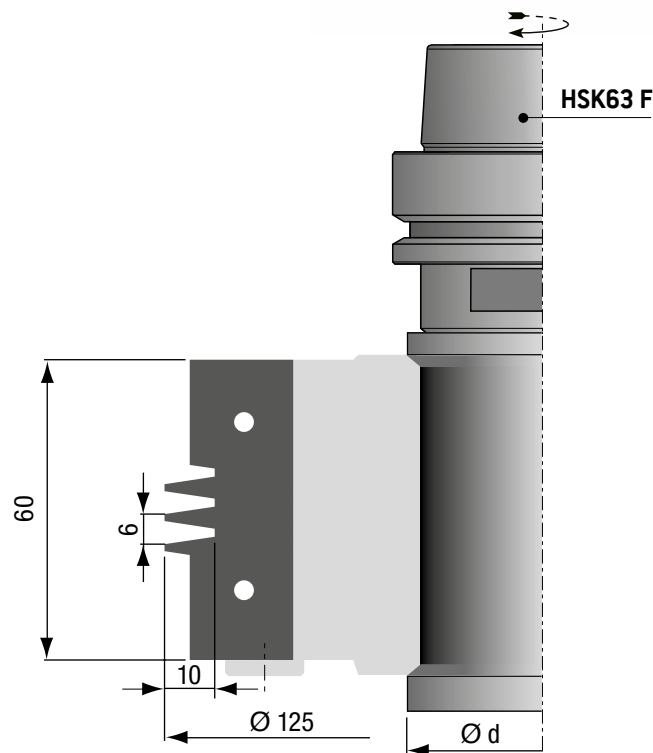
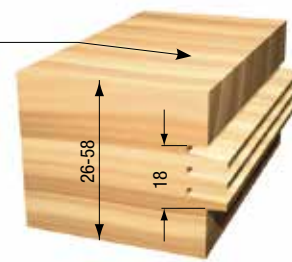
GIUNZIONI LUNGO VENA
ALONG THE GRAIN JOINTS
LÄNGSSCHNITT


GH152AAM



GIUNZIONI TRAVERSO VENA
ACROSS THE GRAIN JOINTS
QUERSCHNITT

GH156AAM









Set fresa CNC, con corpo in alluminio, completa di attacco HSK 63F. Testa a piallare con coltelli reversibili intercambiabili adatta per lavorare legni teneri e duri, truciolari e composti, su scorniatrici e profilatrici automatiche. Il brevettato bloccaggio centrifugo consente la sostituzione rapida e precisa dei coltelli. L'utensile può montare indifferentemente coltelli in acciaio HSS (standard) o in HM integrale (ordinabili separatamente).

CNC router set, with aluminium body, complete with HSK 63F attachment. Planing head with interchangeable reversible knives, suitable for machining soft and hard wood, chipboard and composites, on automatic moulding and profiling machines. The patented centrifugal locking system allows fast and accurate knife replacement. The tool can be fitted with either HSS (standard) or solid HM knives (can be ordered separately).

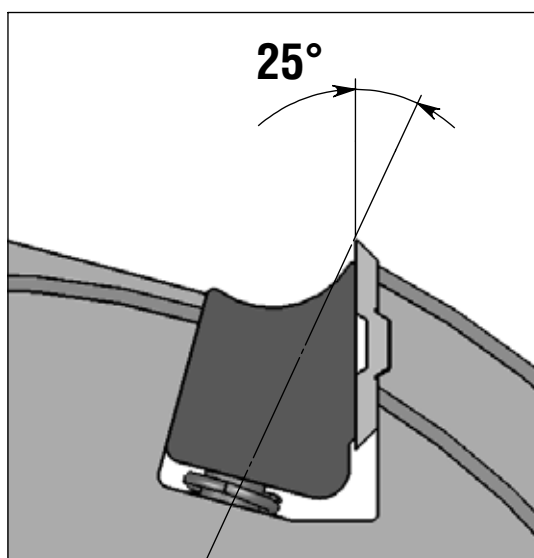
CNC-Fräasersatz, mit Aluminiumkörper, komplett mit HSK 63F-Aufnahme. Hobelkopf mit austauschbaren Wendemessern, geeignet für die Bearbeitung von Weich- und Hartholz, Spanplatten und Verbundwerkstoffen, auf automatischen Kehl- und Profiliermaschinen. Das patentierte Zentrifugalverriegelungssystem ermöglicht einen schnellen und präzisen Messerwechsel.

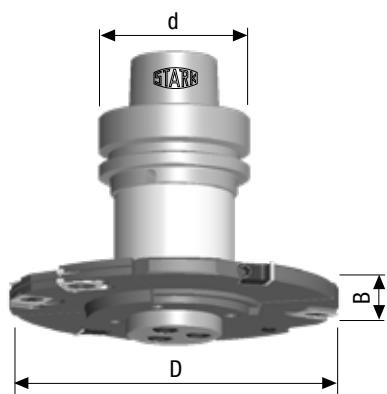
Das Werkzeug kann entweder mit HSS- (Standard) oder mit HM-Messer (separat zu bestellen) ausgestattet werden.

"PLANNEX" GH73FS							Ricambi / Spare Parts / Ersatzteile			
Ø D [mm]	B [mm]	Ø d [mm]	Z	RPM min-max	Art. Nr.	€				
125	130	40	4	10000	GH73FS15040	•	CT080S04	371004	501701	400003

• Disponibile a magazzino / Ready from stock / Ab Lager lieferbar

ANGOLI DI TAGLIO
 RAKE ANGLES
 SPANWILKEN
 25°





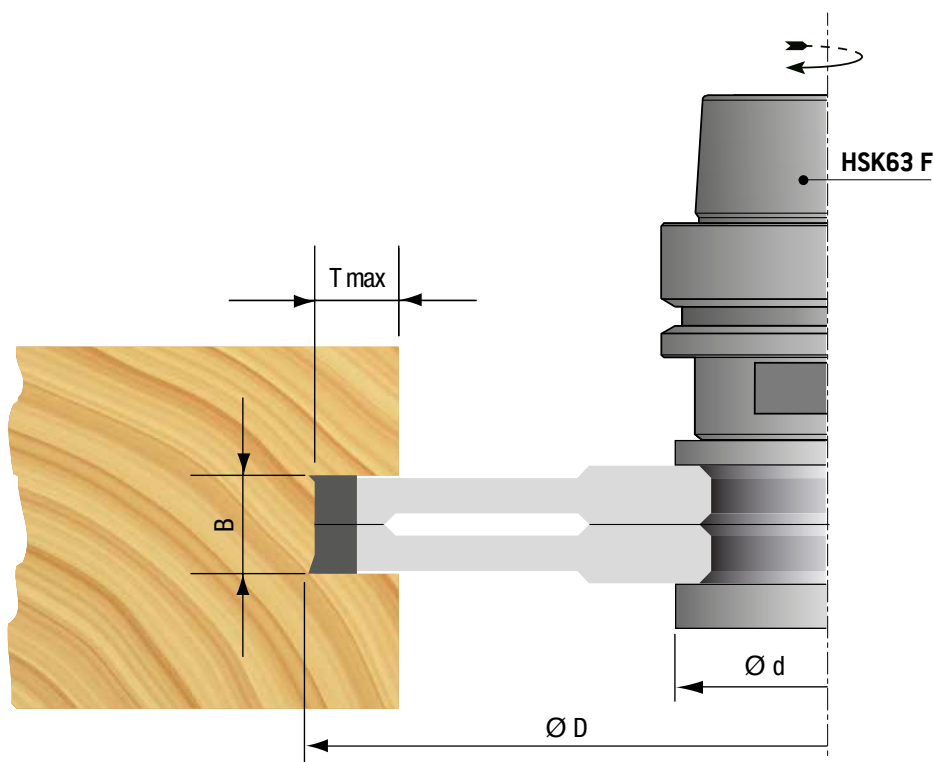
STEEL BODY

Set fresa CNC, con corpo in acciaio, completa di attacco HSK 63F, con coltellini e rasanti in HM reversibili per eseguire incastri sottili di precisione (da 4 a 15 mm). L'utensile viene fornito completo di anelli distanziali. L'elemento centrale (tipo B) a due taglienti, monta coltelli standard da 7,65x12x1,5 mm.

CNC cutter set, with steel body, complete with HSK 63F attachment, with reversible HM knives and spurs for precision thin joints (4 to 15 mm). The tool is supplied complete with spacer rings. The central element (type B) with two cutting edges, mounts standard 7.65x12x1.5 mm knives.

CNC-Fräasersatz, mit Stahlkörper, komplett mit HSK 63F-Aufnahme, mit wendbaren HM-Messern und Vorschneidern für dünne Präzisionsverbindungen (4 bis 15 mm). Das Werkzeug wird komplett mit Distanzringen geliefert. Das zentrale Element (Typ B) mit zwei Schneiden, nimmt Standardmesser der Größe 7,65x12x1,5 mm auf.

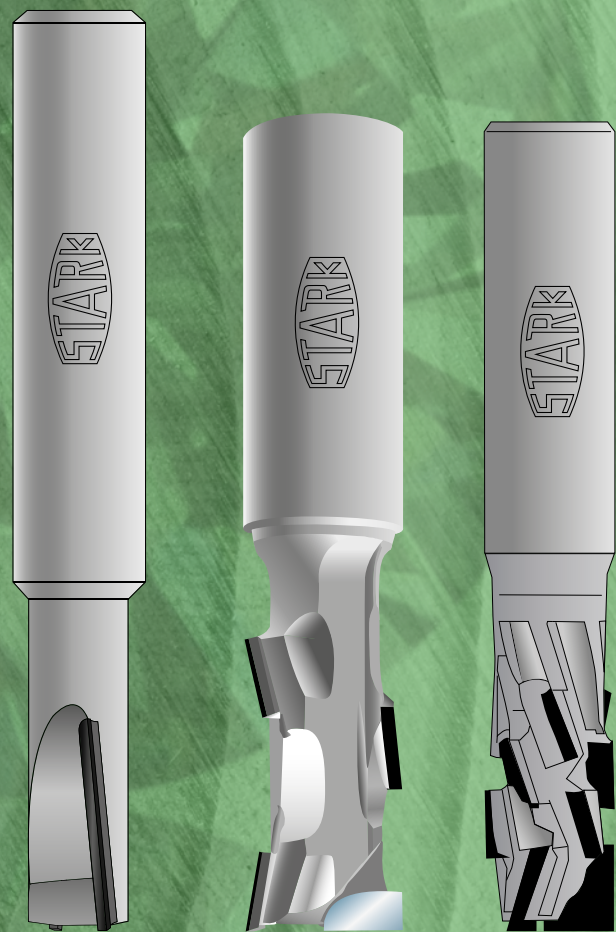
GH23TM									Ricambi / Spare Parts / Ersatzteile					
Ø D [mm]	B [mm]	Ø d [mm]	Z	V	T max [mm]	RPM min-max	Art. Nr.	€						
140	4 - 7,5	30	4	4	32	5500 - 9400	GH23TM15030		600301	500401	501101	600202	500401	501001





YOUR STORIES, OUR BLADES

UTENSILI IN DIAMANTE
DIAMOND TOOLS LINE
DIAMANT-WERKZEUGE



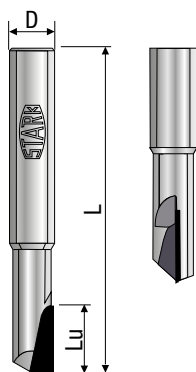
/03 CNC  

Utensili con taglienti in PCD per una maggiore vita

Tools with PCD cutting edge for a longer lifetime

Werkzeuge mit PCD-Schneide für eine längere Lebensdauer

PUNTA PER SCANALATURE CON CORPO IN HM (DIA)
ROUTER BIT WITH HM BODY (PCD)
SCHAFTFRÄSER MIT HW KÖRPER (PKD)



SOLID HM BODY

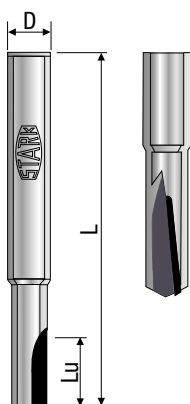
IMPIEGO: Punta per scanalature con corpo in HM. Forante in Diamante a richiesta.

USE: Router bit with HM body. Diamond drilling tip on request.

ANWENDUNG: Schaftfräser MIT Hw Körper. DIA Einbohrschneide auf Anfrage.

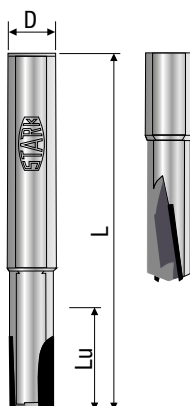
PD13FD											
Ø D [mm]	Lu [mm]	L [mm]	Attacco / Shank Schaft		Z	DX	Axial Angle	Placchetta Tip Schneide		Art. Nr.	€
			Ø d [mm]	l [mm]				n°	Mat.		
5	10	60	6	40	1	DX	0°	1	PCD/PKD	PD13FD28	
6	12	60	6	40	1	DX	0°	1	PCD/PKD	PD13FD29	•

• Disponibile a magazzino / Ready from stock / Ab Lager lieferbar



SOLID HM BODY

PD13FD											
Ø D [mm]	Lu [mm]	L [mm]	Attacco / Shank Schaft		Z	DX	Axial Angle	Placchetta Tip Schneide		Art. Nr.	€
			Ø d [mm]	l [mm]				n°	Mat.		
8	12	70	8	45	1	DX	-6°	1	PCD/PKD	PD13FD30	

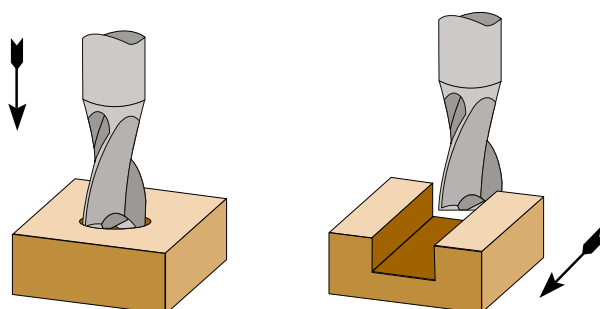


SOLID HM BODY

PD13FD											
Ø D [mm]	Lu [mm]	L [mm]	Attacco / Shank Schaft		Z	DX	Axial Angle	Placchetta Tip Schneide		Art. Nr.	€
			Ø d [mm]	l [mm]				n°	Mat.		
8	15	70	8	45	2	DX	-6°	2	PCD/PKD	PD13FD31	•
8	20	70	12	45	2	DX	-4°	2	PCD/PKD	PD13FD32	
10	15	75	12	45	2	DX	-8°	2	PCD/PKD	PD13FD33	•
10	20	75	10	45	2	DX	-5°	2	PCD/PKD	PD13FD34	

• Disponibile a magazzino / Ready from stock / Ab Lager lieferbar

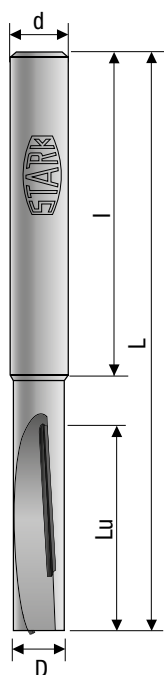
Altre misure su richiesta / Other dimension available on request / Weitere Abmessungen auf Anfrage



IMPIEGO: Punta con corpo in HM per forare e contornare.

USE: Router bit for drilling and routing with HM body.


ANWENDUNG: Schaftfräser mit Hw Körper.



SOLID HM BODY

PD14FD										
Ø D [mm]	Lu [mm]	L [mm]	Attacco / Shank Schaft		Z	DX	Placchetta Tip Schneide		Art. Nr.	€
			Ø d [mm]	l [mm]			Mat.	h [mm]		
8	28	80	8	45	1+1	DX	PCD	3	PD14FD01	
10	28	80	8	45	1+1	DX	PCD	3	PD14FD02	

Altre misure su richiesta / Other dimension available on request / Weitere Abmessungen auf Anfrage

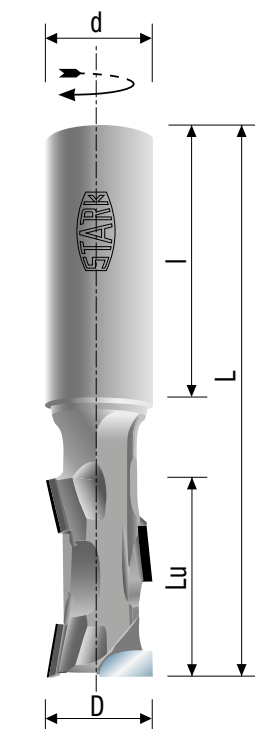


PUNTA PER FORARE E CONTORNARE Z 1+1 (DIA)
ROUTER BIT FOR DRILLING AND ROUTING Z 1+1 (PCD)
SCHAFTFRÄSER Z 1+1 (PKD)

IMPIEGO: Punta per forare e contornare. Forante in diamante a richiesta. Corpo in acciaio.

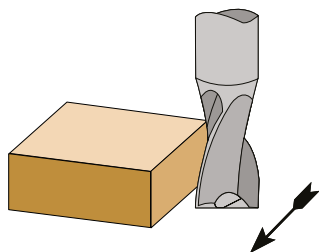
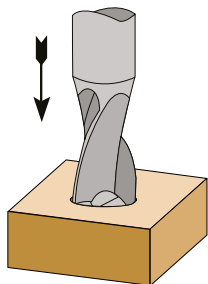
USE: Router bit for drilling and routing. Diamond drilling tip on request. Steel body.

ANWENDUNG: Schaftfräser. DIA Einbohrschneide auf Anfrage. Stahlkörper.



STEEL BODY

DRILLING TIP HW

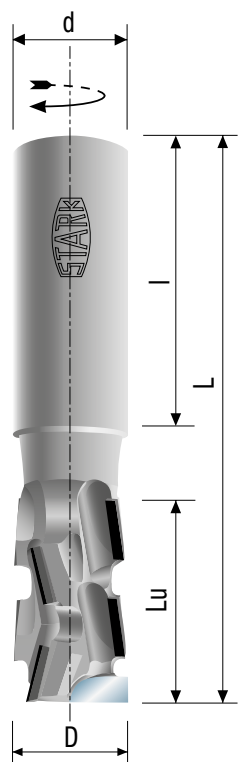


PD15FD									
Ø D [mm]	Lu [mm]	L [mm]	Attacco / Shank Schaft		Z	DX	Placchetta Tip Schneide	Art. Nr.	€
			Ø d [mm]	l [mm]					
10	25	75	10	40	1+1	DX	3 + 1HM	PD15FD07	•
12	25	75	12	40	1+1	DX	3 + 1HM	PD15FD09	•
12	34	84	12	40	1+1	DX	4 + 1HM	PD15FD11	•
12	43	93	12	40	1+1	DX	5 + 1HM	PD15FD67	
16	25	85	16	50	1+1	DX	3 + 1HM	PD15FD13	
16	34	94	16	50	1+1	DX	4 + 1HM	PD15FD15	
16	43	103	16	50	1+1	DX	5 + 1HM	PD15FD17	
18	25	85	20	50	1+1	DX	3 + 1HM	PD15FD19	
18	34	94	20	50	1+1	DX	4 + 1HM	PD15FD21	
18	43	103	20	50	1+1	DX	5 + 1HM	PD15FD23	•
20	25	85	20	50	1+1	DX	3 + 1HM	PD15FD27	
20	35	95	20	50	1+1	DX	4 + 1HM	PD15FD29	
20	43	103	20	50	1+1	DX	5 + 1HM	PD15FD31	•
20	52	112	20	50	1+1	DX	6 + 1HM	PD15FD33	•
20	61	121	20	50	1+1	DX	7 + 1HM	PD15FD35	
20	70	130	20	50	1+1	DX	8 + 1HM	PD15FD37	
12,7 (1/2")	25	75	12,7 (1/2")	40	1+1	DX	4 + 1HM	PD15FD39	
12,7 (1/2")	35	80	12,7 (1/2")	40	1+1	DX	5 + 1HM	PD15FD41	
15,87 (5/8")	25	95	15,87 (5/8")	50	1+1	DX	3 + 1HM	PD15FD43	
15,87 (5/8")	34	95	15,87 (5/8")	50	1+1	DX	4 + 1HM	PD15FD45	
15,87 (5/8")	43	105	15,87 (5/8")	50	1+1	DX	5 + 1HM	PD15FD47	
15,87 (5/8")	25	95	19,05 (3/4")	50	1+1	DX	3 + 1HM	PD15FD49	
15,87 (5/8")	34	95	19,05 (3/4")	50	1+1	DX	4 + 1HM	PD15FD51	
15,87 (5/8")	43	105	19,05 (3/4")	50	1+1	DX	5 + 1HM	PD15FD53	
19,05 (3/4")	25	95	19,05 (3/4")	50	1+1	DX	3 + 1HM	PD15FD55	
19,05 (3/4")	35	95	19,05 (3/4")	50	1+1	DX	4 + 1HM	PD15FD57	
19,05 (3/4")	43	105	19,05 (3/4")	50	1+1	DX	5 + 1HM	PD15FD59	
19,05 (3/4")	50	110	19,05 (3/4")	50	1+1	DX	6 + 1HM	PD15FD61	
19,05 (3/4")	58	120	19,05 (3/4")	50	1+1	DX	7 + 1HM	PD15FD63	
19,05 (3/4")	66	125	19,05 (3/4")	50	1+1	DX	8 + 1HM	PD15FD65	

• Disponibile a magazzino / Ready from stock / Ab Lager lieferbar

Quantità minima d'ordine: 5 pz per tipo / Minimum quantity order: 5 pcs/each

Mindest bestellungen: 5 Stück /pro



STEEL BODY

DRILLING TIP HW

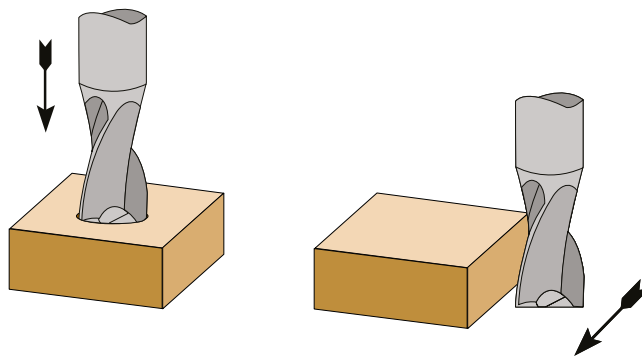
IMPIEGO: Punta per forare e contornare. Forante in diamante a richiesta. Corpo in acciaio.

USE: Router bit for drilling and routing. Diamond drilling tip on request. Steel body.

ANWENDUNG: Schaftfräser. DIA Einbohrschneide auf Anfrage. Stahlkörper.

PD16FD									
Ø D [mm]	Lu [mm]	L [mm]	Attacco / Shank Schaft		Z	DX	Placchetta Tip Schneide	Art. Nr.	€
			Ø d [mm]	l [mm]			n°		
18	25	85	20	50	2+2	DX	6 + 1HM	PD16FD13	
18	34	94	20	50	2+2	DX	9 + 1HM	PD16FD15	
18	43	103	20	50	2+2	DX	10 + 1HM	PD16FD01	
20	25	85	20	50	2+2	DX	6 + 1HM	PD16FD05	
20	34	94	20	50	2+2	DX	8 + 1HM	PD16FD07	
20	43	103	20	50	2+2	DX	10 + 1HM	PD16FD09	
20	52	112	20	50	2+2	DX	12 + 1HM	PD16FD11	
20	70	130	20	50	2+2	DX	16 + 1HM	PD16FD17	

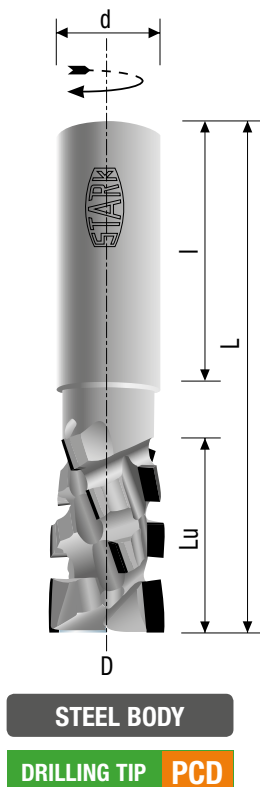
Altre misure su richiesta / Other dimension available on request / Weitere Abmessungen auf Anfrage



IMPIEGO: Punta multidententi ad alta resa per forare e contornare. Forante in diamante.

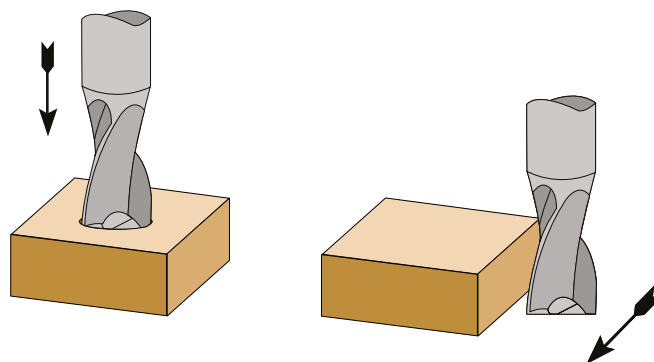
USE: High performance multi-cutting router bit for drilling and routing. Diamond drilling tip.

ANWENDUNG: Hochleistungs-schaftfräser. DIA Einbohrschneide.



PD18FD										
Ø D [mm]	Lu [mm]	L [mm]	Attacco / Shank Schaft		Z	DX	Placchetta Tip Schneide		Art. Nr.	€
			Ø d [mm]	l [mm]			n°	Mat.		
20	26	85	20	50	2+2	DX	9	PCD / PKD	PD18FD29	
20	31	91	20	50	2+2	DX	11	PCD / PKD	PD18FD31	
20	36	96	20	50	2+2	DX	13	PCD / PKD	PD18FD33	
20	43	101	20	50	2+2	DX	15	PCD / PKD	PD18FD35	
20	47	107	20	50	2+2	DX	17	PCD / PKD	PD18FD37	
22	26	85	20	50	2+2	DX	9	PCD / PKD	PD18FD01	
22	36	96	20	50	2+2	DX	13	PCD / PKD	PD18FD03	
22	43	101	20	50	2+2	DX	15	PCD / PKD	PD18FD05	
22	47	107	20	50	2+2	DX	17	PCD / PKD	PD18FD07	
22	57	117	20	50	2+2	DX	21	PCD / PKD	PD18FD09	
25	43	106	25	55	2+2	DX	15	PCD / PKD	PD18FD17	
25	47	112	25	55	2+2	DX	17	PCD / PKD	PD18FD19	
25	52	117	25	55	2+2	DX	19	PCD / PKD	PD18FD21	
25	57	122	25	55	2+2	DX	21	PCD / PKD	PD18FD23	
25	63	128	25	55	2+2	DX	23	PCD / PKD	PD18FD25	
25	68	133	25	55	2+2	DX	25	PCD / PKD	PD18FD27	

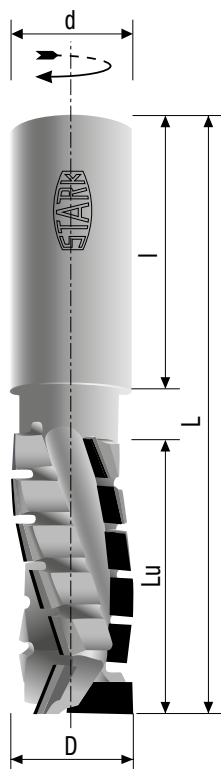
Altre misure su richiesta / Other dimension available on request / Weitere Abmessungen auf Anfrage



IMPIEGO: Punta elicoidale multidententi per forare e contornare. Corpo in acciaio.

USE: Helical multi-cutting router bit for drilling and routing. Steel Body.

ANWENDUNG: Spiralförmiger, mehrschneidiger Fräser zum Bohren und Fräsen. Stahlkörper.

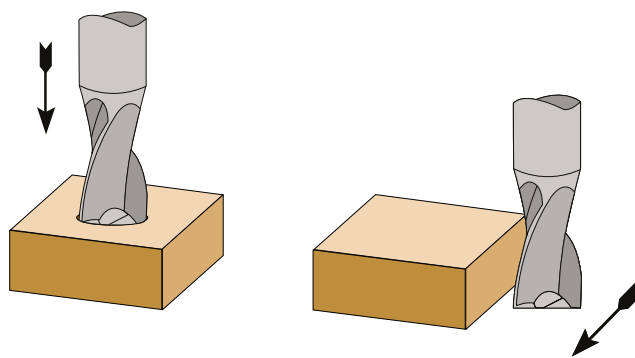


PD19FD											
Ø D [mm]	Lu [mm]	L [mm]	Attacco / Shank Schaft		Z	DX	Placchetta Tip Schneide			Art. Nr.	€
			Ø d [mm]	l [mm]			n°	Mat.	h [mm]		
20	25	85	20	50	3+3	DX	11	PCD / PKD	4,5	PD19FD01	
20	30	90	20	50	3+3	DX	14	PCD / PKD	4,5	PD19FD03	
20	35	95	20	50	3+3	DX	17	PCD / PKD	4,5	PD19FD05	
20	45	105	20	50	3+3	DX	23	PCD / PKD	4,5	PD19FD07	
25	30	95	25	55	3+3	DX	14	PCD / PKD	4,5	PD19FD17	
25	45	110	25	55	3+3	DX	23	PCD / PKD	4,5	PD19FD21	
25	50	115	25	55	3+3	DX	26	PCD / PKD	4,5	PD19FD23	
25	55	115	25	55	3+3	DX	29	PCD / PKD	4,5	PD19FD25	

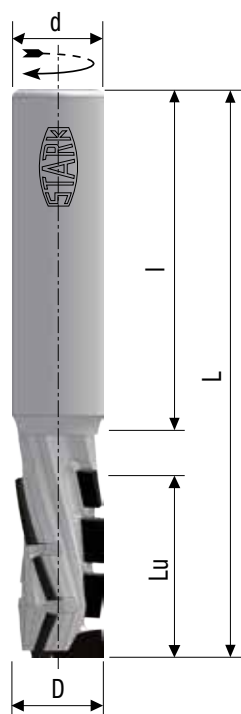
Altre misure su richiesta / Other dimension available on request / Weitere Abmessungen auf Anfrage

STEEL BODY

DRILLING TIP PCD



PUNTA PER NESTING ELICOIDALE H3,5 (DIA)
SPIRAL ROUTER BIT FOR NESTING H3,5 (PCD)
NESTINGFRÄSER H3,5 (PKD)



HDM BODY

DRILLING TIP PCD

IMPIEGO: Punta per nesting elicoidale Z 2+2 / Z 3+3 H3,5. Corpo in metallo pesante.

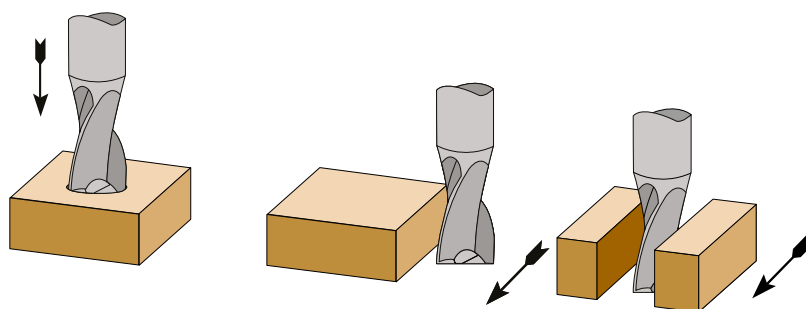
USE: Spiral router bit for nesting Z 2+2 / Z 3+3 H3,5. High density metal body.

ANWENDUNG: Nestingfräser Z 2+2 / Z 3+3 H3,5. Schwermetallkörper.

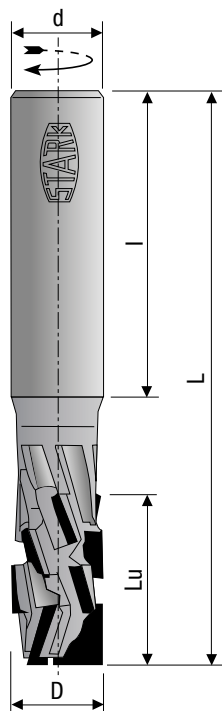
PD42FD											
Ø D [mm]	Lu [mm]	L [mm]	Attacco / Shank Schaft		Z	DX	Placchetta Tip Schneide			Art. Nr.	€
			Ø d [mm]	l [mm]			n°	Mat.	h [mm]		
12	18	70	12	40	2+2	DX	6	PCD / PKD	3,5	PD42FD01	
12	25	70	12	40	2+2	DX	8	PCD / PKD	3,5	PD42FD02	
12	28	75	12	40	2+2	DX	9	PCD / PKD	3,5	PD42FD03	
12	34	80	12	40	2+2	DX	11	PCD / PKD	3,5	PD42FD04	

PD52FD											
Ø D [mm]	Lu [mm]	L [mm]	Attacco / Shank Schaft		Z	DX	Placchetta Tip Schneide			Art. Nr.	€
			Ø d [mm]	l [mm]			n°	Mat.	h [mm]		
12	21	70	12	40	3+3	DX	8	PCD / PKD	3,5	PD52FD01	
12	25	75	12	40	3+3	DX	10	PCD / PKD	3,5	PD52FD02	
12	27	75	12	40	3+3	DX	11	PCD / PKD	3,5	PD52FD03	
14	27	85	16	50	3+3	DX	11	PCD / PKD	3,5	PD52FD04	

Altre misure su richiesta / Other dimension available on request / Weitere Abmessungen auf Anfrage



PUNTA PER NESTING H3,5 (DIA)
ROUTER BIT FOR NESTING H3,5 (PCD)
NESTINGFRÄSER H3,5 (PKD)



HDM BODY

DRILLING TIP PCD

IMPIEGO: Punta per nesting Z 2+2 / Z 3+3 H3,5. Corpo in metallo pesante, forante in PCD.

USE: Router bit for nesting Z 2+2 / Z 3+3 H3,5. High density metal body, PCD Drilling tip.

ANWENDUNG: Nestingfräser Z 2+2 / Z 3+3 H3,5. Schwermetallkörper.

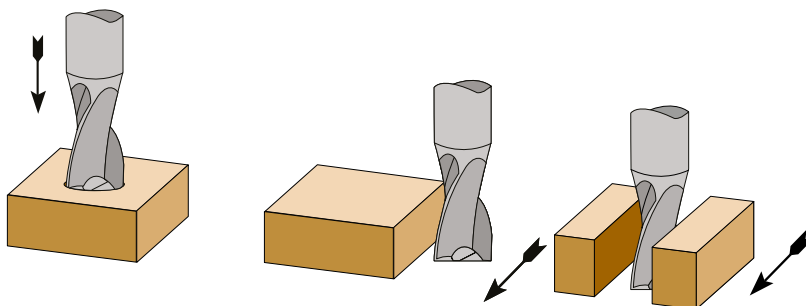
Schwermetallkörper, DIA Einbohrschneide.

PD12FD											
Ø D [mm]	Lu [mm]	L [mm]	Attacco / Shank Schaft		Z	DX	Placchetta Tip Schneide			Art. Nr.	€
			Ø d [mm]	l [mm]			n°	Mat.	h [mm]		
12	19	65	12	40	2+2	DX	8	PCD / PKD	3,5	PD12FD07	
12	22	70	12	40	2+2	DX	8	PCD / PKD	3,5	PD12FD01	
12	24	70	12	40	2+2	DX	10	PCD / PKD	3,5	PD12FD02	•
12	29	75	12	40	2+2	DX	10	PCD / PKD	3,5	PD12FD03	

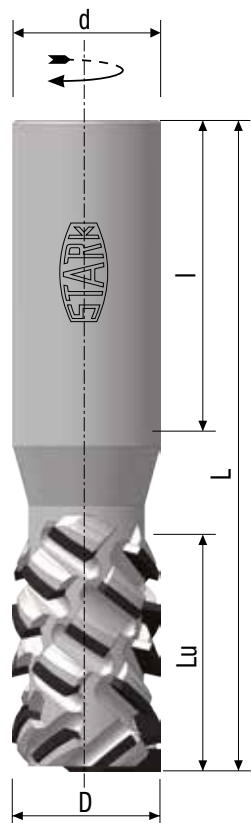
PD32FD											
Ø D [mm]	Lu [mm]	L [mm]	Attacco / Shank Schaft		Z	DX	Placchetta Tip Schneide			Art. Nr.	€
			Ø d [mm]	l [mm]			n°	Mat.	h [mm]		
12	19	65	12	40	3+3	DX	9	PCD / PKD	3,5	PD32FD01	•
12	22	70	12	40	3+3	DX	12	PCD / PKD	3,5	PD32FD02	
12	24	70	12	40	3+3	DX	12	PCD / PKD	3,5	PD32FD03	•
12	29	75	12	40	3+3	DX	15	PCD / PKD	3,5	PD32FD07	
14	24	80	16	50	3+3	DX	12	PCD / PKD	3,5	PD32FD04	
14	29	85	16	50	3+3	DX	15	PCD / PKD	3,5	PD32FD06	

• Disponibile a magazzino / Ready from stock / Ab Lager lieferbar

Altre misure su richiesta / Other dimension available on request / Weitere Abmessungen auf Anfrage



PUNTA ELICOIDALE MULTIDENTI 54° PER L'OTTIMA FINITURA (DIA)
SPECIAL HELICAL MULTI-CUTTING ROUTER BIT 54° FOR EXCELLENT FINISH (PCD)
HOCHLEISTUNGS-DIA-SCHAFTFRÄSER 54° FÜR FEINBEARBEITUNG (PKD)



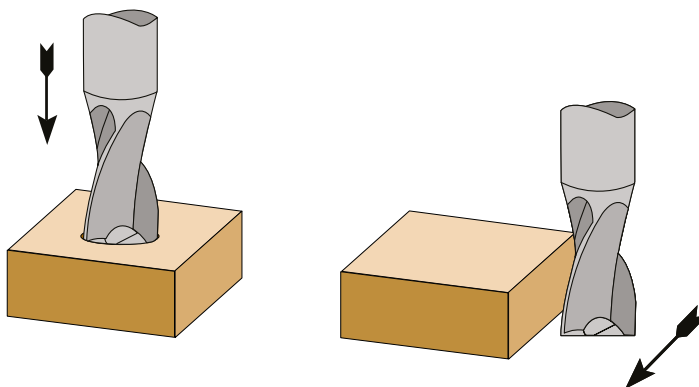
STEEL BODY

DRILLING TIP PCD

IMPIEGO: Punta elicoidale multidententi 54° per l'ottima finitura. Corpo in acciaio.
USE: Special helical multi-cutting router bit 54° for excellent finish. Steel Body.
ANWENDUNG: Hochleistungs-dia-schaftfräser 54° für feinarbeitung. Stahlkörper.

PD20FD											
Ø D [mm]	Lu [mm]	L [mm]	Attacco / Shank Schaft		Z	DX	Placchetta Tip Schneide			Art. Nr.	€
			Ø d [mm]	l [mm]			n°	Mat.	h [mm]		
25	30	100	25	55	2+2	DX	13	PCD / PKD	4,5	PD20FD01	
25	40	110	25	55	2+2	DX	17	PCD / PKD	4,5	PD20FD03	
25	50	120	25	55	2+2	DX	21	PCD / PKD	4,5	PD20FD05	
25	60	130	25	55	2+2	DX	25	PCD / PKD	4,5	PD20FD07	
25	65	135	25	55	2+2	DX	27	PCD / PKD	4,5	PD20FD09	

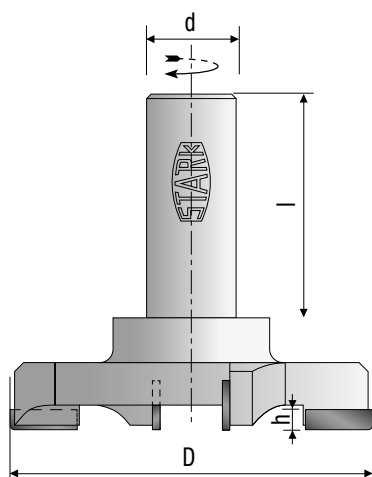
Altre misure su richiesta / Other dimension available on request / Weitere Abmessungen auf Anfrage



IMPIEGO: Punta per spianare. Corpo in acciaio.

USE: Planing router bit. Steel Body.

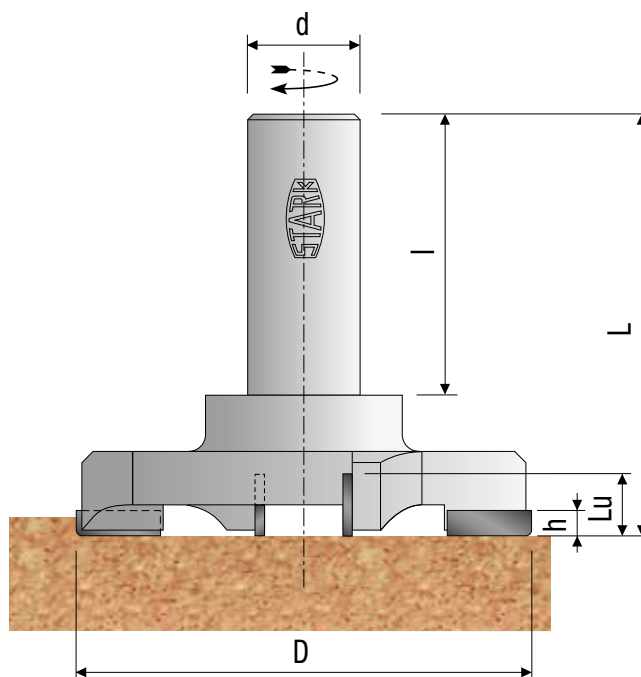
ANWENDUNG: Planfräser. Stahlkörper.

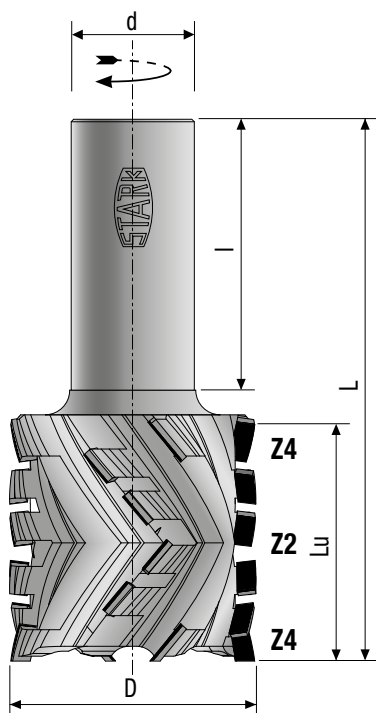


STEEL BODY

PD21FD											
Ø D [mm]	Lu [mm]	L [mm]	Attacco / Shank Schaft		Z	DX	Placchetta Tip Schneide			Art. Nr.	€
			Ø d [mm]	l [mm]			n°	Mat.	h [mm]		
60	12	80	20	50	2+2	DX	4	PCD / PKD	4,5	PD21FD02	
80	12	80	20	50	2+2	DX	4	PCD / PKD	4,5	PD21FD03	
100	12	85	20	50	2+2	DX	4	PCD / PKD	4,5	PD21FD04	

Altre misure su richiesta / Other dimension available on request / Weitere Abmessungen auf Anfrage





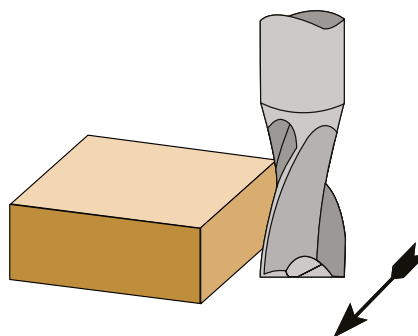
STEEL BODY

IMPIEGO: Punta elicoidale multidenti per contornate, per avanzamento rapido. Corpo in acciaio.
USE: Special helical multi-cutting router bit for routing, for quick feed rates. Steel Body.
ANWENDUNG: Hochleistungs-spiralförmig schaftfräser. Stahlkörper.

PD26FD											
Ø D [mm]	Lu [mm]	L [mm]	Attacco / Shank Schaft		Z	DX	Placchetta Tip Schneide			Art. Nr.	€
			Ø d [mm]	l [mm]			n°	Mat.	h [mm]		
50	22	85	25	55	4+2+4	DX	12	PCD / PKD	4	PD26FD01	
50	30	90	25	55	4+2+4	DX	16	PCD / PKD	4	PD26FD03	
50	39	100	25	55	4+2+4	DX	20	PCD / PKD	4	PD26FD05	
50	48	110	25	55	4+2+4	DX	24	PCD / PKD	4	PD26FD07	

PD27FD												
Ø D [mm]	Lu [mm]	L [mm]	Attacco / Shank Schaft		Z	DX	Axial Angle	Placchetta Tip Schneide			Art. Nr.	€
			Ø d [mm]	l [mm]				n°	Mat.	h [mm]		
50	25	85	20	50	4+4	DX	40°	16	PCD / PKD	4,5	PD27FD01	
50	25	90	25	60	4+4	DX	40°	16	PCD / PKD	4,5	PD27FD03	
50	35	95	20	50	4+4	DX	40°	24	PCD / PKD	4,5	PD27FD05	
50	35	95	25	60	4+4	DX	40°	24	PCD / PKD	4,5	PD27FD07	
50	55	115	20	50	4+4	DX	40°	28	PCD / PKD	4,5	PD27FD09	
50	55	115	25	60	4+4	DX	40°	28	PCD / PKD	4,5	PD27FD11	

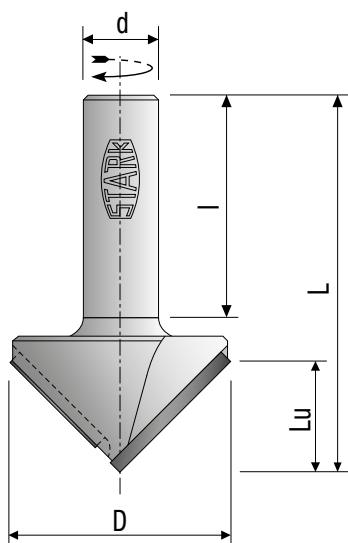
Altre misure su richiesta / Other dimension available on request / Weitere Abmessungen auf Anfrage



IMPIEGO: Punta per folding. Corpo in acciaio.

USE: Router bit for folding. Steel Body.

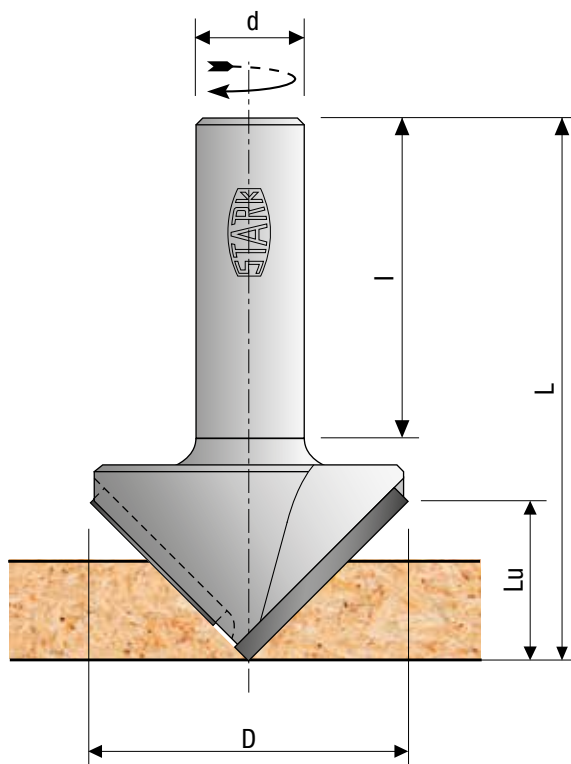
ANWENDUNG: Foldingfräser. Stahlkörper.



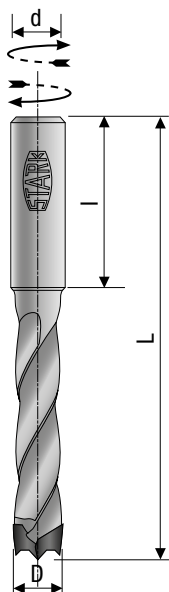
STEEL BODY

PD23FD											
Ø D [mm]	Lu [mm]	L [mm]	Attacco / Shank Schaft		Z	DX	Placchetta Tip Schneide			Art. Nr.	€
			Ø d [mm]	l [mm]			n°	Mat.	h [mm]		
48	24	90	20	50	1+1	DX	2	PCD / PKD	4	PD23FD01	
65	32,5	95	20	50	1+1	DX	2	PCD / PKD	4	PD23FD02	

Altre misure su richiesta / Other dimension available on request / Weitere Abmessungen auf Anfrage



PUNTA PER FORATRICE - FORO CIECO (DIA)
BLIND HOLE DRILL BIT (PCD)
DÜBELLOCHBOHRER (PKD)



SOLID HM BODY

* Only Ø D 12 mm

STEEL BODY



IMPIEGO: Punta per foratrice - foro cieco.

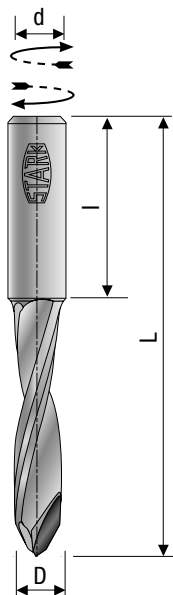
USE: Blind hole drill bit.

ANWENDUNG: Dübellochbohrer.

PD10FD									
Ø D [mm]	L [mm]	Attacco / Shank Schaft		Z	DX SX	Placchetta Tip Schneide		Art. Nr.	€
		Ø d [mm]	l [mm]			n°	Mat.		
5	57,5	10	20	2	DX	2	PCD / PKD	PD10FD01	
5	57,5	10	20	2	SX	2	PCD / PKD	PD10FD02	
6	57,5	10	20	2	DX	2	PCD / PKD	PD10FD03	
6	57,5	10	20	2	SX	2	PCD / PKD	PD10FD04	
7	57,5	10	20	2	DX	2	PCD / PKD	PD10FD05	
7	57,5	10	20	2	SX	2	PCD / PKD	PD10FD06	
8	57,5	10	20	2	DX	2	PCD / PKD	PD10FD07	
8	57,5	10	20	2	SX	2	PCD / PKD	PD10FD08	
9	57,5	10	20	2	DX	2	PCD / PKD	PD10FD09	
9	57,5	10	20	2	SX	2	PCD / PKD	PD10FD10	
10	57,5	10	20	2	DX	2	PCD / PKD	PD10FD11	
10	57,5	10	20	2	SX	2	PCD / PKD	PD10FD12	
12 *	57,5	10	20	2	DX	2	PCD / PKD	PD10FD13	
12 *	57,5	10	20	2	SX	2	PCD / PKD	PD10FD14	
5	70	10	20	2	DX	2	PCD / PKD	PD10FD15	
5	70	10	20	2	SX	2	PCD / PKD	PD10FD16	
6	70	10	20	2	DX	2	PCD / PKD	PD10FD17	
6	70	10	20	2	SX	2	PCD / PKD	PD10FD18	
7	70	10	20	2	DX	2	PCD / PKD	PD10FD19	
7	70	10	20	2	SX	2	PCD / PKD	PD10FD20	
8	70	10	20	2	DX	2	PCD / PKD	PD10FD21	
8	70	10	20	2	SX	2	PCD / PKD	PD10FD22	
9	70	10	20	2	DX	2	PCD / PKD	PD10FD23	
9	70	10	20	2	SX	2	PCD / PKD	PD10FD24	
10	70	10	20	2	DX	2	PCD / PKD	PD10FD25	
10	70	10	20	2	SX	2	PCD / PKD	PD10FD26	
12 *	70	10	20	2	DX	2	PCD / PKD	PD10FD27	
12 *	70	10	20	2	SX	2	PCD / PKD	PD10FD28	

Altre misure su richiesta / Other dimension available on request / Weitere Abmessungen auf Anfrage

PUNTA PER FORATRICE - FORO PASSANTE (DIA)
THROUGH-OUT DRILL BIT (PCD)
DURCHGANGSBOHRER (PKD)



SOLID HM BODY

* Only Ø D 12 mm

STEEL BODY



IMPIEGO: Punta per foratrice - foro passante.

USE: Through-out drill bit.

ANWENDUNG: Durchgangsbohrer.

PD11FD										
Ø D [mm]	L [mm]	Attacco / Shank Schaft		Z	DX SX	Placchetta Tip Schneide			Art. Nr.	€
		Ø d [mm]	l [mm]			n°	Mat.	h [mm]		
5	57,5	10	20	2	DX	2	PCD / PKD	4	PD11FD01	
5	57,5	10	20	2	SX	2	PCD / PKD	4	PD11FD02	
6	57,5	10	20	2	DX	2	PCD / PKD	4	PD11FD03	
6	57,5	10	20	2	SXL	2	PCD / PKD	4	PD11FD04	
7	57,5	10	20	2	DX	2	PCD / PKD	4	PD11FD05	
7	57,5	10	20	2	SX	2	PCD / PKD	4	PD11FD06	
8	57,5	10	20	2	DX	2	PCD / PKD	4	PD11FD07	
8	57,5	10	20	2	SX	2	PCD / PKD	4	PD11FD08	
9	57,5	10	20	2	DX	2	PCD / PKD	4	PD11FD09	
9	57,5	10	20	2	SX	2	PCD / PKD	4	PD11FD10	
10	57,5	10	20	2	DX	2	PCD / PKD	4	PD11FD11	
10	57,5	10	20	2	SX	2	PCD / PKD	4	PD11FD12	
12 *	57,5	10	20	2	DX	2	PCD / PKD	4	PD11FD13	
12 *	57,5	10	20	2	SX	2	PCD / PKD	4	PD11FD14	
5	70	10	20	2	DX	2	PCD / PKD	4	PD11FD15	
5	70	10	20	2	SX	2	PCD / PKD	4	PD11FD16	
6	70	10	20	2	DX	2	PCD / PKD	4	PD11FD17	
6	70	10	20	2	SX	2	PCD / PKD	4	PD11FD18	
7	70	10	20	2	DX	2	PCD / PKD	4	PD11FD19	
7	70	10	20	2	SXL	2	PCD / PKD	4	PD11FD20	
8	70	10	20	2	DX	2	PCD / PKD	4	PD11FD21	
8	70	10	20	2	SX	2	PCD / PKD	4	PD11FD22	
9	70	10	20	2	DX	2	PCD / PKD	4	PD11FD23	
9	70	10	20	2	SX	2	PCD / PKD	4	PD11FD24	
10	70	10	20	2	DX	2	PCD / PKD	4	PD11FD25	
10	70	10	20	2	SX	2	PCD / PKD	4	PD11FD26	
12 *	70	10	20	2	DX	2	PCD / PKD	4	PD11FD27	
12 *	70	10	20	2	SX	2	PCD / PKD	4	PD11FD28	

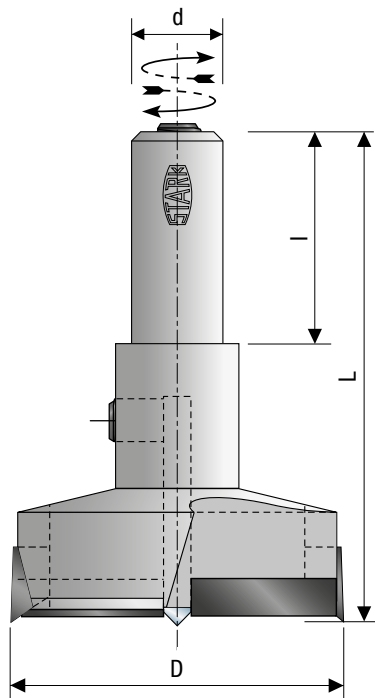
Altre misure su richiesta / Other dimension available on request / Weitere Abmessungen auf Anfrage

PUNTA PER CERNIERE (DIA)
HINGE BORING BIT (PCD)
BESCHLAGSBOHRER MIT ZENTRIERTSTIFT (PKD)

IMPIEGO: Punta per cerniere.

USE: Hinge boring bit.

ANWENDUNG: Beschlagsbohrer mit zentrierstift.



STEEL BODY



PD22FD									
Ø D [mm]	L [mm]	Attacco / Shank Schaft		Z	DX SX	Placchetta Tip Schneide		Art. Nr.	€
		Ø d [mm]	l [mm]			Mat.	h [mm]		
14	57,5	10	20	2+2	DX	PCD	4	PD22FD01	
14	57,5	10	20	2+2	SX	PCD	4	PD22FD02	
15	57,5	10	20	2+2	DX	PCD	4	PD22FD03	
15	57,5	10	20	2+2	SX	PCD	4	PD22FD04	
16	57,5	10	20	2+2	DX	PCD	4	PD22FD05	
16	57,5	10	20	2+2	SX	PCD	4	PD22FD06	
18	57,5	10	20	2+2	DX	PCD	4	PD22FD07	
18	57,5	10	20	2+2	SX	PCD	4	PD22FD08	
20	57,5	10	20	2+2	DX	PCD	4	PD22FD09	
20	57,5	10	20	2+2	SX	PCD	4	PD22FD10	
22	57,5	10	20	2+2	DX	PCD	4	PD22FD11	
22	57,5	10	20	2+2	SX	PCD	4	PD22FD12	
24	57,5	10	20	2+2	DX	PCD	4	PD22FD13	
24	57,5	10	20	2+2	SX	PCD	4	PD22FD14	
25	57,5	10	20	2+2	DX	PCD	4	PD22FD15	
25	57,5	10	20	2+2	SX	PCD	4	PD22FD16	
26	57,5	10	20	2+2	DX	PCD	4	PD22FD17	
26	57,5	10	20	2+2	SX	PCD	4	PD22FD18	
28	57,5	10	20	2+2	DX	PCD	4	PD22FD19	
28	57,5	10	20	2+2	SX	PCD	4	PD22FD20	
30	57,5	10	20	2+2	DX	PCD	4	PD22FD21	
30	57,5	10	20	2+2	SX	PCD	4	PD22FD22	
32	57,5	10	20	2+2	DX	PCD	4	PD22FD23	
32	57,5	10	20	2+2	SX	PCD	4	PD22FD24	
35	57,5	10	20	2+2	DX	PCD	4	PD22FD25	
35	57,5	10	20	2+2	SX	PCD	4	PD22FD26	
38	57,5	10	20	2+2	DX	PCD	4	PD22FD27	
38	57,5	10	20	2+2	SX	PCD	4	PD22FD28	
40	57,5	10	20	2+2	DX	PCD	4	PD22FD29	
40	57,5	10	20	2+2	SX	PCD	4	PD22FD30	
14	70	10	20	2+2	DX	PCD	4	PD22FD31	
14	70	10	20	2+2	SX	PCD	4	PD22FD32	
15	70	10	20	2+2	DX	PCD	4	PD22FD33	
15	70	10	20	2+2	SX	PCD	4	PD22FD34	
16	70	10	20	2+2	DX	PCD	4	PD22FD35	
16	70	10	20	2+2	SX	PCD	4	PD22FD36	
18	70	10	20	2+2	DX	PCD	4	PD22FD37	
18	70	10	20	2+2	SX	PCD	4	PD22FD38	
20	70	10	20	2+2	DX	PCD	4	PD22FD39	
20	70	10	20	2+2	SX	PCD	4	PD22FD40	
22	70	10	20	2+2	DX	PCD	4	PD22FD41	
22	70	10	20	2+2	SX	PCD	4	PD22FD42	
24	70	10	20	2+2	DX	PCD	4	PD22FD43	
24	70	10	20	2+2	SX	PCD	4	PD22FD44	
25	70	10	20	2+2	DX	PCD	4	PD22FD45	
25	70	10	20	2+2	SX	PCD	4	PD22FD46	
26	70	10	20	2+2	DX	PCD	4	PD22FD47	
26	70	10	20	2+2	SX	PCD	4	PD22FD48	
28	70	10	20	2+2	DX	PCD	4	PD22FD49	
28	70	10	20	2+2	SX	PCD	4	PD22FD50	
30	70	10	20	2+2	DX	PCD	4	PD22FD51	
30	70	10	20	2+2	SX	PCD	4	PD22FD52	
32	70	10	20	2+2	DX	PCD	4	PD22FD53	
32	70	10	20	2+2	SX	PCD	4	PD22FD54	
35	70	10	20	2+2	DX	PCD	4	PD22FD55	
35	70	10	20	2+2	SX	PCD	4	PD22FD56	
38	70	10	20	2+2	DX	PCD	4	PD22FD57	
38	70	10	20	2+2	SX	PCD	4	PD22FD58	
40	70	10	20	2+2	DX	PCD	4	PD22FD59	
40	70	10	20	2+2	SX	PCD	4	PD22FD60	



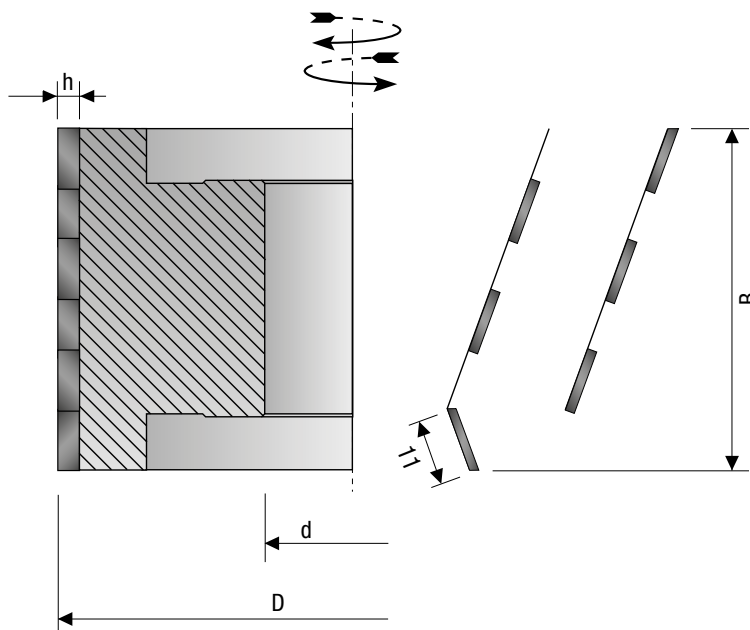
STEEL BODY

IMPIEGO: Fresa per rettifica a finire.

USE: Diamond jointing cutter.

ANWENDUNG: DIA-Fugenschneider.

FD06FD									
Ø D [mm]	B [mm]	Ø d [mm]	Chiavetta Keyway Doppelkeilnute [mm]	Z	DX SX	Placchetta Tip Schneide		Art. Nr.	€
						n°	h [mm]		
80	40	30	2 - 8x4	3	DX	15	2,5	FD06FD01	
80	48	30	2 - 8x4	3	DX	18	2,5	FD06FD02	
80	55	30	2 - 8x4	3	DX	21	2,5	FD06FD03	
100	35	30	2 - 8x4	3	DX	12	2,5	FD06FD04	
100	45	30	2 - 8x4	3	DX	18	2,5	FD06FD05	
100	48	30	2 - 8x4	3	DX	18	2,5	FD06FD06	
100	55	30	2 - 8x4	3	DX	21	2,5	FD06FD07	
125	45	30	2 - 8x4	3	DX	18	2,5	FD06FD08	
125	48	30	2 - 8x4	3	DX	18	2,5	FD06FD09	
125	55	30	2 - 8x4	3	DX	21	2,5	FD06FD10	
125	65	30	2 - 8x4	3	DX	24	2,5	FD06FD11	
80	40	30	2 - 8x4	3	SX	15	2,5	FD06FD12	
80	48	30	2 - 8x4	3	SX	18	2,5	FD06FD13	
80	55	30	2 - 8x4	3	SX	21	2,5	FD06FD14	
100	35	30	2 - 8x4	3	SX	12	2,5	FD06FD15	
100	45	30	2 - 8x4	3	SX	18	2,5	FD06FD16	
100	48	30	2 - 8x4	3	SX	18	2,5	FD06FD17	
100	55	30	2 - 8x4	3	SX	21	2,5	FD06FD18	
125	45	30	2 - 8x4	3	SX	18	2,5	FD06FD19	
125	48	30	2 - 8x4	3	SX	18	2,5	FD06FD20	
125	55	30	2 - 8x4	3	SX	21	2,5	FD06FD21	
125	65	30	2 - 8x4	3	SX	24	2,5	FD06FD22	



IMPIEGO: Fresa per rettifica a finire.

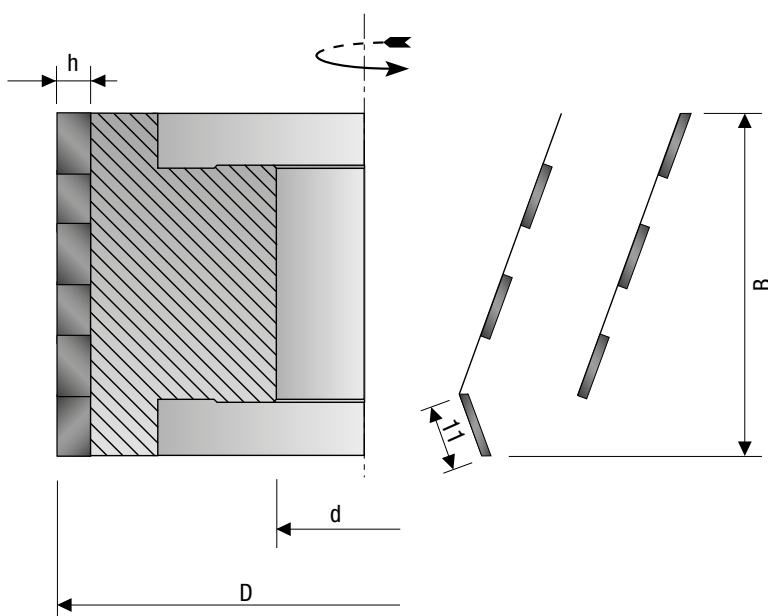
USE: Diamond jointing cutter.

ANWENDUNG: DIA-Fugenschneider.



STEEL BODY

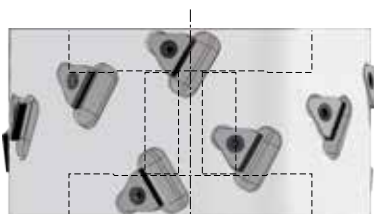
FD07FD									
Ø D [mm]	B [mm]	Ø d [mm]	Chiavetta Keyway Doppelkeilnute [mm]	Z	DX SX	Placchetta Tip Schneide		Art. Nr.	€
						n°	h [mm]		
80	40	30	2 - 8x4	3	DX	15	4,5	FD07FD01	
80	48	30	2 - 8x4	3	DX	18	4,5	FD07FD02	
80	55	30	2 - 8x4	3	DX	21	4,5	FD07FD03	
100	35	30	2 - 8x4	3	DX	12	4,5	FD07FD04	
100	45	30	2 - 8x4	3	DX	18	4,5	FD07FD05	
100	48	30	2 - 8x4	3	DX	18	4,5	FD07FD06	
100	55	30	2 - 8x4	3	DX	21	4,5	FD07FD07	
125	45	30	2 - 8x4	3	DX	18	4,5	FD07FD08	
125	48	30	2 - 8x4	3	DX	18	4,5	FD07FD09	
125	55	30	2 - 8x4	3	DX	21	4,5	FD07FD10	
125	65	30	2 - 8x4	3	DX	24	4,5	FD07FD11	
80	40	30	2 - 8x4	3	SX	15	4,5	FD07FD12	
80	48	30	2 - 8x4	3	SX	18	4,5	FD07FD13	
80	55	30	2 - 8x4	3	SX	21	4,5	FD07FD14	
100	35	30	2 - 8x4	3	SX	12	4,5	FD07FD15	
100	45	30	2 - 8x4	3	SX	18	4,5	FD07FD16	
100	48	30	2 - 8x4	3	SX	18	4,5	FD07FD17	
100	55	30	2 - 8x4	3	SX	21	4,5	FD07FD18	
125	45	30	2 - 8x4	3	SX	18	4,5	FD07FD19	
125	48	30	2 - 8x4	3	SX	18	4,5	FD07FD20	
125	55	30	2 - 8x4	3	SX	21	4,5	FD07FD21	
125	65	30	2 - 8x4	3	SX	24	4,5	FD07FD22	



IMPIEGO: Fresa a finire per bordatrice con inserti in diamante a 30°. Materiale: Lega leggera.

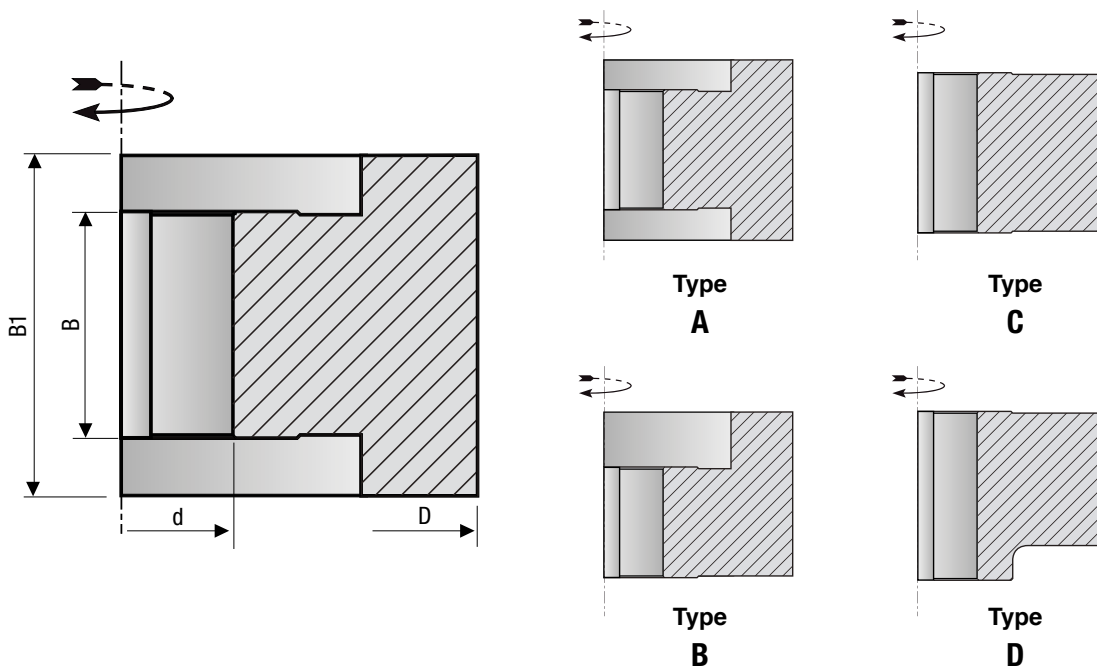
USE: Finishing edge banding cutter with diamond inserts - 30°. Material: Light alloy.

ANWENDUNG: Fügefräser mit diamant-einsätzen 30°. Werkstoff: Leicht Metall.

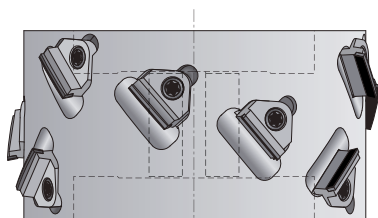


LIGHT ALLOY BODY

TD01FD										
Ø D [mm]	B [mm]	B1 [mm]	Ø d [mm]	Chiavetta Keyway Doppelkeilnute [mm]	Z	DX SX	Placchetta Tip Schneide		Art. Nr.	€
							n°	h [mm]		
80	43,5	51,5	30	2 8x4	3	DX	12	3	TD01FD01	
80	64,5	72,5	30	2 8x4	3	DX	18	3	TD01FD02	
85	43,5	51,5	30	2 8x4	3	DX	12	3	TD01FD03	
100	33	41	30	2 8x4	3	DX	9	3	TD01FD04	
100	43,5	51,5	30	2 8x4	3	DX	12	3	TD01FD05	
100	54	63,5	30	2 8x4	3	DX	15	3	TD01FD06	
100	64,5	72,5	30	2 8x4	3	DX	18	3	TD01FD07	
125	33	41	30	2 8x4	3	DX	9	3	TD01FD08	
125	43,5	51,5	30	2 8x4	3	DX	12	3	TD01FD09	
125	54	63,5	30	2 8x4	3	DX	15	3	TD01FD10	
125	64,5	72,5	30	2 8x4	3	DX	18	3	TD01FD11	
125	75	83	30	2 8x4	3	DX	21	3	TD01FD12	
80	43,5	51,5	30	2 8x4	3	SX	12	3	TD01FD13	
80	64,5	72,5	30	2 8x4	3	SX	18	3	TD01FD14	
85	43,5	51,5	30	2 8x4	3	SX	12	3	TD01FD15	
100	33	41	30	2 8x4	3	SX	9	3	TD01FD16	
100	43,5	51,5	30	2 8x4	3	SX	12	3	TD01FD17	
100	54	63,5	30	2 8x4	3	SX	15	3	TD01FD18	
100	64,5	72,5	30	2 8x4	3	SX	18	3	TD01FD19	
125	33	41	30	2 8x4	3	SX	9	3	TD01FD20	
125	43,5	51,5	30	2 8x4	3	SX	12	3	TD01FD21	
125	54	63,5	30	2 8x4	3	SX	15	3	TD01FD22	
125	64,5	72,5	30	2 8x4	3	SX	18	3	TD01FD23	
125	75	83	30	2 8x4	3	SX	21	3	TD01FD24	



FRESA A FINIRE PER BORDATRICE CON INSERTI IN DIAMANTE A 40° (DIA) FINISHING EDGE BANDING CUTTER WITH DIAMOND INSERTS - 40° (PCD) FÜGEFRÄSER MIT DIAMANT - EINSÄTZEN 40° (PKD)



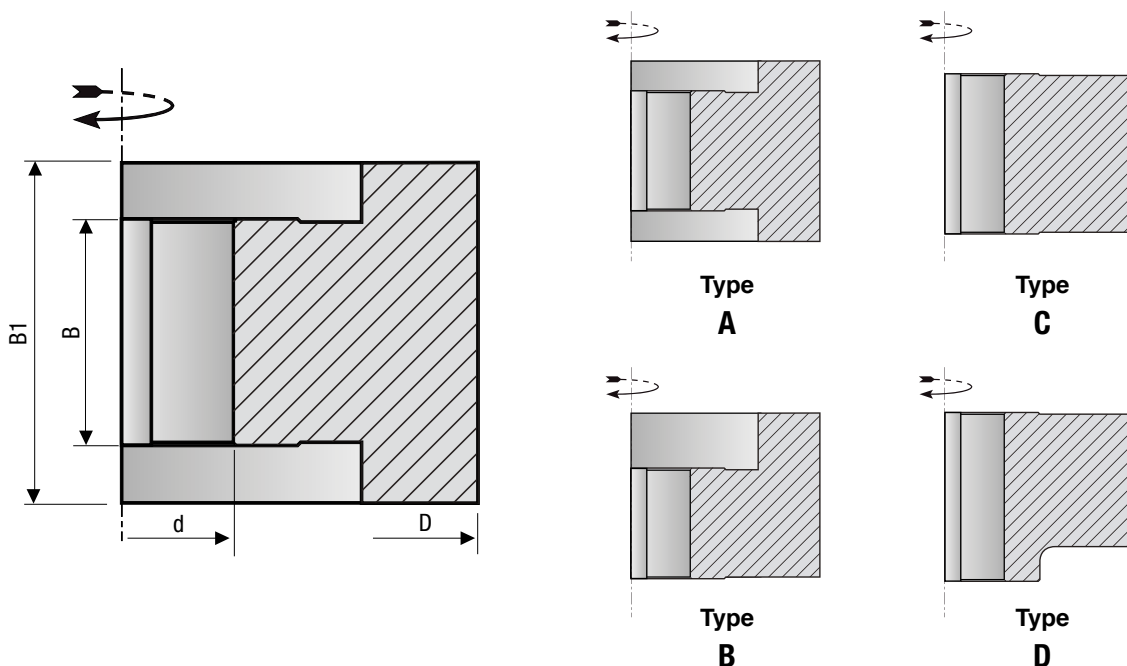
LIGHT ALLOY BODY

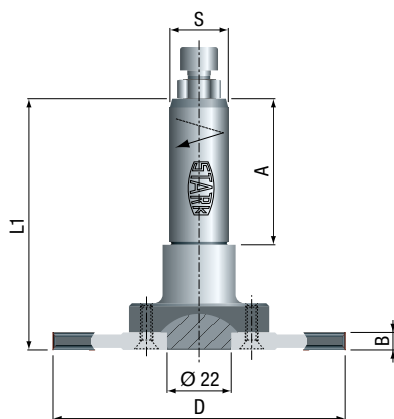
IMPIEGO: Fresa a finire per bordatrice con inserti in diamante a 40°. Materiale: Lega leggera.

USE: Finishing edge banding cutter with diamond inserts - 40°. Material: Light alloy.

ANWENDUNG: Fügefräser mit Diamant - Einsätzen 40°. Werkstoff: Leicht Metall.

TD02FD										
Ø D [mm]	B [mm]	B1 [mm]	Ø d [mm]	Chiavetta Keyway Doppelkeilnute [mm]	Z	DX SX	Placchetta Tip Schneide		Art. Nr.	€
							n°	h [mm]		
80	37,5	55	30	2 8x4	3	DX	9	5	TD02FD01	
80	50	67	30	2 8x4	3	DX	12	5	TD02FD02	
85	37,5	55	30	2 8x4	3	DX	9	5	TD02FD03	
100	25,5	43	30	2 8x4	3	DX	6	5	TD02FD04	
100	37,5	55	30	2 8x4	3	DX	9	5	TD02FD05	
100	50	67	30	2 8x4	3	DX	12	5	TD02FD06	
100	62	79	30	2 8x4	3	DX	15	5	TD02FD07	
125	25,5	43	30	2 8x4	3	DX	6	5	TD02FD08	
125	37,5	55	30	2 8x4	3	DX	9	5	TD02FD09	
125	50	67	30	2 8x4	3	DX	12	5	TD02FD10	
125	62	79	30	2 8x4	3	DX	15	5	TD02FD11	
125	74	91	30	2 8x4	3	DX	18	5	TD02FD12	
80	37,5	55	30	2 8x4	3	SX	9	5	TD02FD13	
80	50	67	30	2 8x4	3	SX	12	5	TD02FD14	
85	37,5	55	30	2 8x4	3	SX	9	5	TD02FD15	
100	25,5	43	30	2 8x4	3	SX	6	5	TD02FD16	
100	37,5	55	30	2 8x4	3	SX	9	5	TD02FD17	
100	50	67	30	2 8x4	3	SX	12	5	TD02FD18	
100	62	79	30	2 8x4	3	SX	15	5	TD02FD19	
125	25,5	43	30	2 8x4	3	SX	6	5	TD02FD20	
125	37,5	55	30	2 8x4	3	SX	9	5	TD02FD21	
125	50	67	30	2 8x4	3	SX	12	5	TD02FD22	
125	62	79	30	2 8x4	3	SX	15	5	TD02FD23	
125	74	91	30	2 8x4	3	SX	18	5	TD02FD24	





IMPIEGO: Gruppo con fresa per incastri.

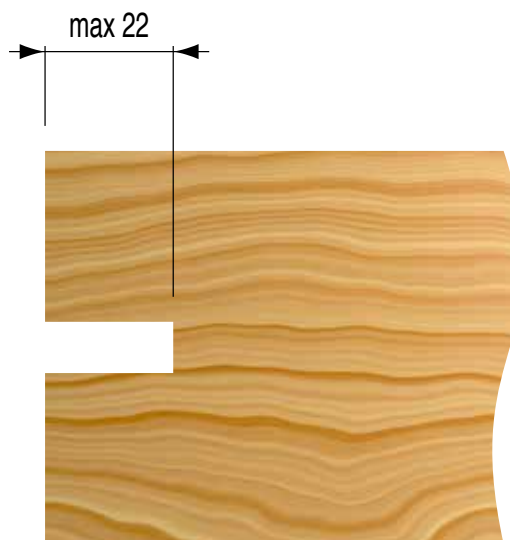
USE: Grooving router set.

ANWENDUNG: Lamellen-nutfräser.

GP27FM									HM
Ø D [mm]	B [mm]	Ø d [mm]	Attacco Shank Schaft		Z	V	Art. Nr.	Mat.	€
			Ø S [mm]	l [mm]					
100	3,95	22	20	60	2	4	GP27FM10 *	HM	

* Con / with / mit Art. **IN03TM01** (Basic Line)

GP27FM									PCD
Ø D [mm]	B [mm]	Ø d [mm]	Attacco Shank Schaft		Z	V	Art. Nr.	Mat.	€
			Ø S [mm]	l [mm]					
100	3,95	22	20	60	4	-	GP27FM20	PCD	



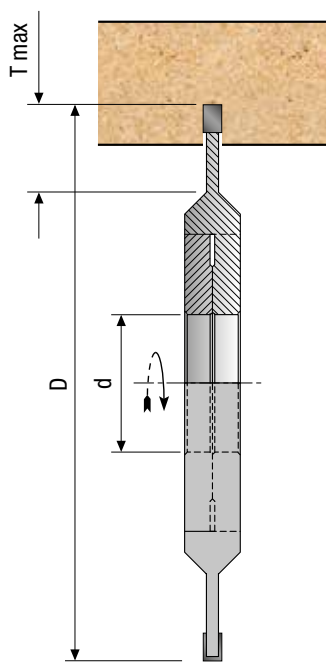


STEEL BODY

IMPIEGO: Fresa regolabile per incastri con anelli distanziali H6.

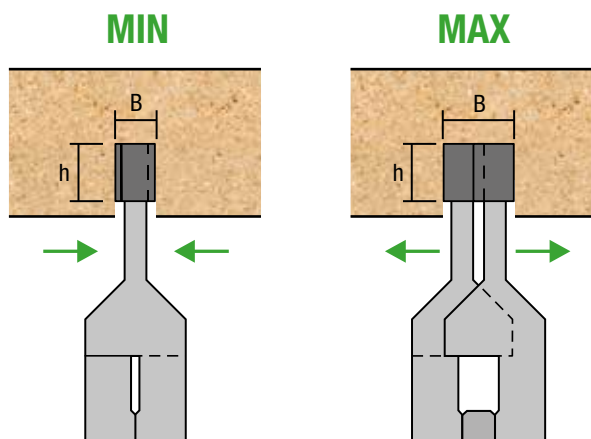
USE: Adjustable groover H6 with distance rings.

ANWENDUNG: Einstellbarer Nutenfräser mit H6-Distanzringen.



FD08FD								
Ø D [mm]	B [mm]	Ø d [mm]	Z	T max [mm]	Placchetta Tip Schneide		Art. Nr.	€
					n°	h [mm]		
120	3 / 5,5	25 / 30 / 35	6+6	20	2x6	6	FD08FD01	
120	4 / 7,5	25 / 30 / 35	6+6	20	2x6	6	FD08FD02	
120	5 / 9,5	25 / 30 / 35	6+6	20	2x6	6	FD08FD03	
120	6 / 11,5	25 / 30 / 35	6+6	20	2x6	6	FD08FD04	
150	3 / 5,5	25 / 30 / 35	6+6	20	2x6	6	FD08FD05	
150	4 / 7,5	25 / 30 / 35	6+6	20	2x6	6	FD08FD06	
150	5 / 9,5	25 / 30 / 35	6+6	20	2x6	6	FD08FD07	
150	6 / 11,5	25 / 30 / 35	6+6	20	2x6	6	FD08FD08	
200	3 / 5,5	30 / 35 / 40	6+6	25	2x6	6	FD08FD09	
200	4 / 7,5	30 / 35 / 40	6+6	25	2x6	6	FD08FD10	
200	5 / 9,5	30 / 35 / 40	6+6	25	2x6	6	FD08FD11	
200	6 / 11,5	30 / 35 / 40	6+6	25	2x6	6	FD08FD12	
200	3 / 5,5	30 / 35 / 40	8+8	25	2x8	6	FD08FD13	
200	4 / 7,5	30 / 35 / 40	8+8	25	2x8	6	FD08FD14	
200	5 / 9,5	30 / 35 / 40	8+8	25	2x8	6	FD08FD15	
200	6 / 11,5	30 / 35 / 40	8+8	25	2x8	6	FD08FD16	
200	3 / 5,5	30 / 35 / 40	12+12	25	2x12	6	FD08FD17	
200	4 / 7,5	30 / 35 / 40	12+12	25	2x12	6	FD08FD18	
200	5 / 9,5	30 / 35 / 40	12+12	25	2x12	6	FD08FD19	
200	6 / 11,5	30 / 35 / 40	12+12	25	2x12	6	FD08FD20	

Chiavetta a richiesta / Keyways on request / Keilnut auf Anfrage

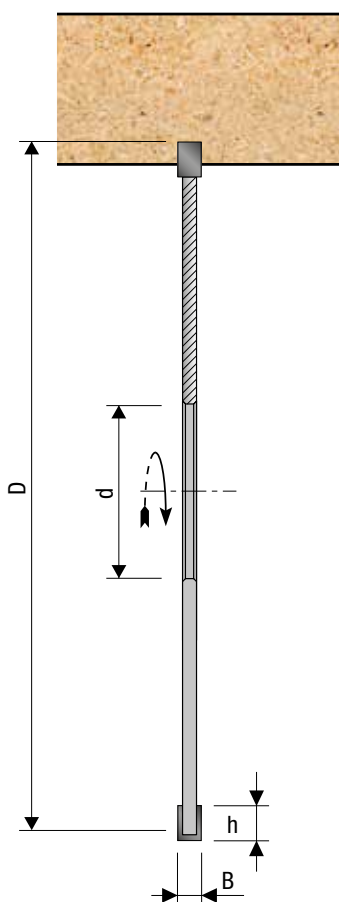




IMPIEGO: Lama per incastri.

USE: Groover.

ANWENDUNG: Dia-nutfräser.



LD01FD						
Ø D [mm]	B [mm]	Ø d [mm]	Z	h [mm]	Art. Nr.	€
120	3	30 / 35 / 40	12	6	LD01FD01	
120	4	30 / 35 / 40	12	6	LD01FD02	
120	5	30 / 35 / 40	12	6	LD01FD03	
120	6	30 / 35 / 40	12	6	LD01FD04	
120	7	30 / 35 / 40	12	6	LD01FD05	
160	3	30 / 35 / 40	12	6	LD01FD06	
160	4	30 / 35 / 40	12	6	LD01FD07	
160	5	30 / 35 / 40	12	6	LD01FD08	
160	6	30 / 35 / 40	12	6	LD01FD09	
160	7	30 / 35 / 40	12	6	LD01FD10	
180	3	30 / 35 / 40	12	6	LD01FD11	
180	4	30 / 35 / 40	12	6	LD01FD12	
180	5	30 / 35 / 40	12	6	LD01FD13	
180	6	30 / 35 / 40	12	6	LD01FD14	
180	7	30 / 35 / 40	12	6	LD01FD15	
200	3	30 / 35 / 40	12	6	LD01FD16	
200	4	30 / 35 / 40	12	6	LD01FD17	
200	5	30 / 35 / 40	12	6	LD01FD18	
200	6	30 / 35 / 40	12	6	LD01FD19	
200	7	30 / 35 / 40	12	6	LD01FD20	
160	3	30 / 35 / 40	24	6	LD01FD21	
160	4	30 / 35 / 40	24	6	LD01FD22	
160	5	30 / 35 / 40	24	6	LD01FD23	
160	6	30 / 35 / 40	24	6	LD01FD24	
160	7	30 / 35 / 40	24	6	LD01FD25	
180	3	30 / 35 / 40	24	6	LD01FD26	
180	4	30 / 35 / 40	24	6	LD01FD27	
180	5	30 / 35 / 40	24	6	LD01FD28	
180	6	30 / 35 / 40	24	6	LD01FD29	
180	7	30 / 35 / 40	24	6	LD01FD30	
200	3	30 / 35 / 40	24	6	LD01FD31	
200	4	30 / 35 / 40	24	6	LD01FD32	
200	5	30 / 35 / 40	24	6	LD01FD33	
200	6	30 / 35 / 40	24	6	LD01FD34	
200	7	30 / 35 / 40	24	6	LD01FD35	

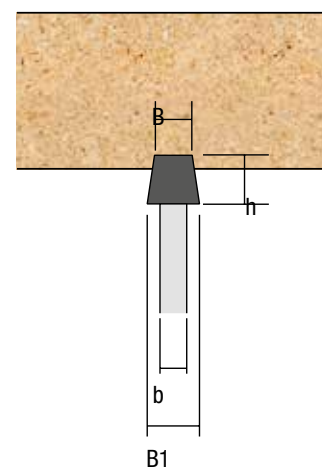
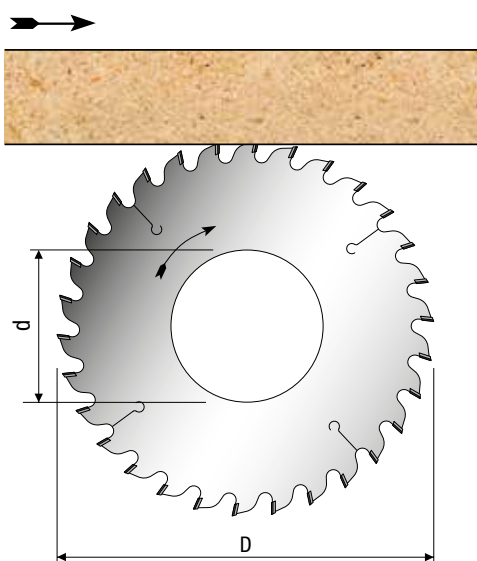


IMPIEGO: Lame utilizzabili in complemento alle lame sezionatrici per evitare scheggiature nella parte inferiore del materiale lavorato.

USE: These scoring blades are used together with panel sizing circular saw blades to avoid underside splintering.

ANWENDUNG: Vorritzsägeblatt für den Einsatz auf Plattenaufteilsägen zum Vermeiden von Kantenausbrüchen auf der Werkstück-Unterseite.

LD02FD							
Ø D [mm]	B/B1 [mm]	b [mm]	Ø d [mm]	Z	h [mm]	Art. Nr.	€
125	3,1 / 4,3	2,2	20	24	4	LD02FD01	
125	4,4 / 5,6	2,8	20	24	4	LD02FD02	
150	4,3 / 5,6	2,8	30	30	4	LD02FD03	
160	4,3 / 5,6	2,8	55	36	4	LD02FD04	
200	4,3 / 5,6	2,8	30 / 80	36	4	LD02FD05	
200	4,6 / 5,8	2,8	45	36	4	LD02FD06	
125	3,1 / 4,3	2,2	20	24	6	LD02FD07	
125	4,4 / 5,6	2,8	20	24	6	LD02FD08	
150	4,3 / 5,6	2,8	30	30	6	LD02FD09	
160	4,3 / 5,6	2,8	55	36	6	LD02FD10	
200	4,3 / 5,6	2,8	30 / 80	36	6	LD02FD11	
200	4,6 / 5,8	2,8	45	36	6	LD02FD12	



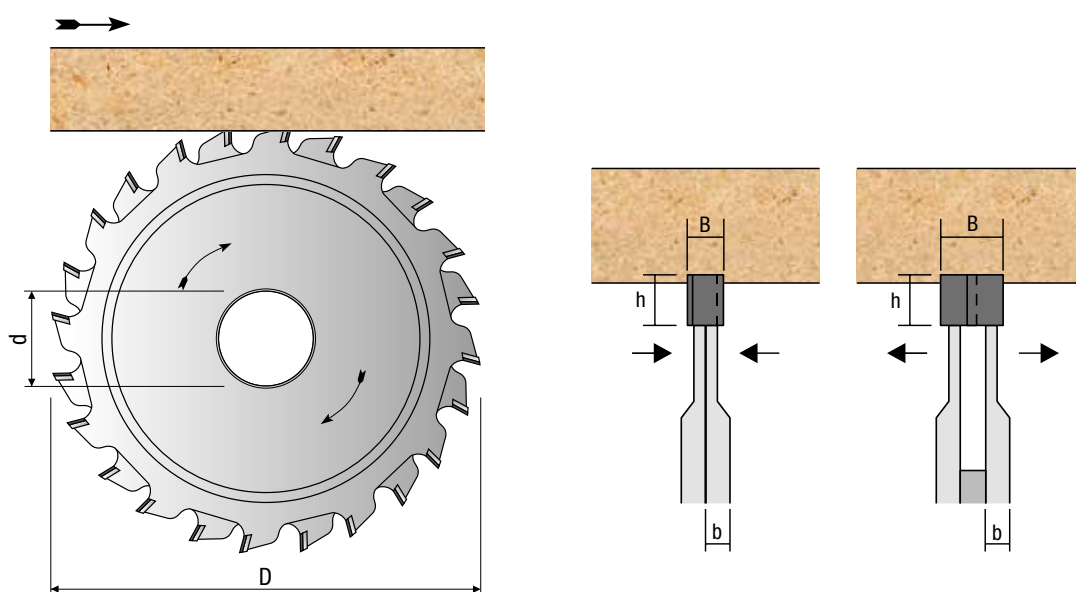


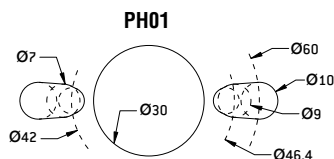
IMPIEGO: Lame utilizzabili in complemento alle lame sezionatrici per evitare scheggiature nella parte inferiore del materiale lavorato.

USE: These scoring blades are used together with panel sizing circular saw blades to avoid underside splintering.

ANWENDUNG: Sägeblatt für den Einsatz auf Plattensägen zum Vermeiden von Kantenausbrüchen auf der Plattenunterseite.

LD03FD							
Ø D [mm]	B [mm]	b [mm]	Ø d [mm]	Z	h [mm]	Art. Nr.	€
80	2,8 / 3,6	2,2	20	12+12	4	LD03FD01	
100	2,8 / 3,6	2,2	20 / 22	12+12	4	LD03FD02	
120	2,8 / 3,6	2,2	20 / 22	12+12	4	LD03FD03	
125	2,8 / 3,6	2,2	20 / 22	12+12	4	LD03FD04	
120	2,8 / 3,6	2,2	50+4	12+12	4	LD03FD05	
80	2,8 / 3,6	2,2	20	12+12	6	LD03FD06	
100	2,8 / 3,6	2,2	20 / 22	12+12	6	LD03FD07	
120	2,8 / 3,6	2,2	20 / 22	12+12	6	LD03FD08	
125	2,8 / 3,6	2,2	20 / 22	12+12	6	LD03FD09	
120	2,8 / 3,6	2,2	50+4	12+12	6	LD03FD10	



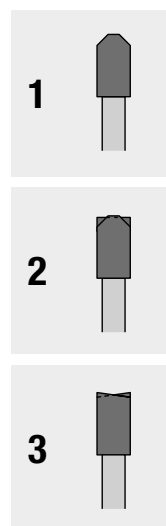
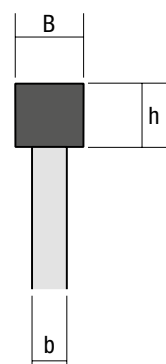
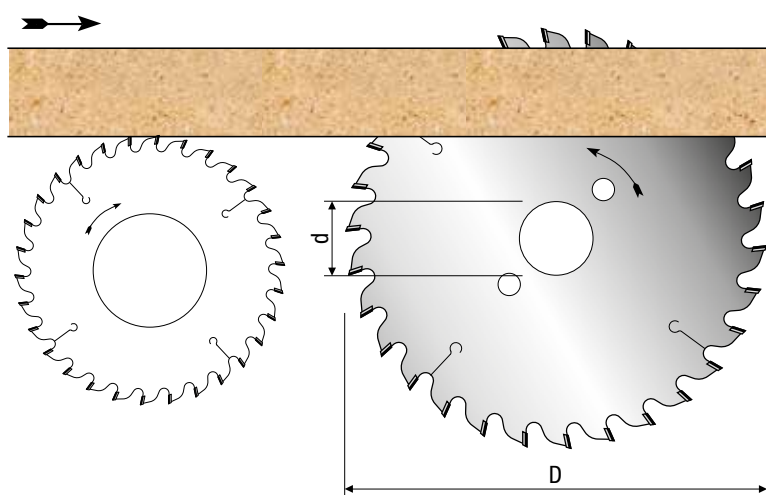


IMPIEGO: Lame per il taglio di legni e/o pannelli in relazione alla scelta del tipo di dentatura.
 Su richiesta anche con corpo silenziato.

USE: Circular saw blades for cutting wood and/or panels in relation to the choice of tooth type.
 On request the body can be produced silenced.


ANWENDUNG: Klingen zum Schneiden von Holz und/oder Platten in Abhängigkeit von der Wahl des Zahntyps. Geräuscharme Ausführung auf Anfrage.

LD04FD								
Ø D [mm]	B [mm]	b [mm]	Ø d [mm]	PH	Z	h [mm]	Art. Nr.	€
250	3,2	2,2	30	PH01	48	6	LD04FD01	
250	3,2	2,2	30	PH01	60	6	LD04FD02	
300	3,2	2,2	30	PH01	48	6	LD04FD03	
300	3,2	2,2	30	PH01	60	6	LD04FD04	
300	3,2	2,2	30	PH01	72	6	LD04FD05	
300	3,2	2,2	30	PH01	96	6	LD04FD06	
350	3,5	2,5	30	PH01	54	6	LD04FD07	
350	3,5	2,5	30	PH01	72	6	LD04FD08	
350	3,5	2,5	30	PH01	84	6	LD04FD09	



In fase d'ordine indicare tipologia dente (1 - 2 - 3)
 When ordering please specify the tooth shape (1 - 2 - 3)
 Im Auftragsfall bitte Zahnform angeben (1 - 2 - 3)





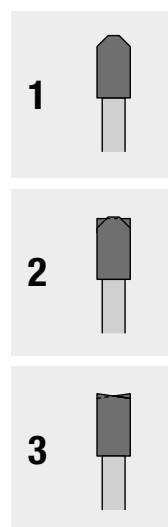
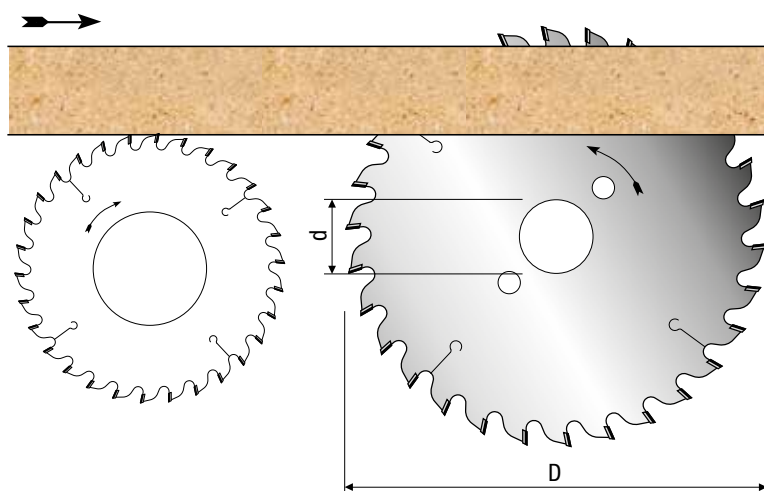
IMPIEGO: Lame per sezionare e squadrare pannelli truciolari singoli o in pacco, in MDF, bilaminati, impiallacciati e in fibra dura. Diametro del foro e corpo silenziato richiesta.

USE: Circular saw blades for dividing and sizing veneered and plastic laminated chipboards, single or stacked panels. On request bore's diameter and silenced body.

ANWENDUNG: Zum schneiden von Spanplatten einzeln oder im Paket, MDF-Platten, beschichtete Platten, Hartfaserplatten. Flach-/Trapezzahn. Bohrungsdurchmesser auf Anfrage. Geräuscharme Ausführung auf Anfrage.

LD05FD							
Ø D [mm]	B [mm]	b [mm]	Ø d [mm]	Z	h [mm]	Art. Nr.	€
300	4,4	3,2	*	60	6	LD05FD01	
350	4,4	3,2	*	54	6	LD05FD02	
350	4,4	3,2	*	72	6	LD05FD03	
400	4,4	3,5	*	36	6	LD05FD04	
400	4,4	3,5	*	60	6	LD05FD05	
400	4,4	3,5	*	72	6	LD05FD06	
420	4,4	3,5	*	48	6	LD05FD07	
420	4,4	3,5	*	60	6	LD05FD08	
420	4,4	3,5	*	72	6	LD05FD09	
430	4,4	3,5	*	60	6	LD05FD10	
430	4,4	3,5	*	72	6	LD05FD11	
450	4,6	3,5	*	48	6	LD05FD12	
450	4,6	3,5	*	60	6	LD05FD13	
450	4,6	3,5	*	72	6	LD05FD14	
500	5,2	4	*	54	6	LD05FD15	
500	5,2	4	*	72	6	LD05FD16	
550	5,2	4	*	54	6	LD05FD17	
550	5,2	4	*	72	6	LD05FD18	
565	5,4	4	*	60	6	LD05FD19	
565	5,4	4	*	72	6	LD05FD20	
600	5,8	4	*	60	6	LD05FD21	
600	5,8	4	*	72	6	LD05FD22	
600	5,8	4	*	84	6	LD05FD23	

*Su richiesta / On request / Auf Anfrage

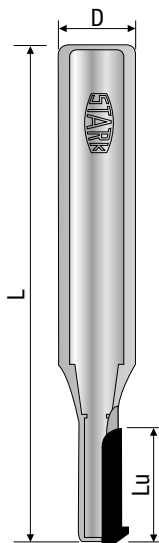


In fase d'ordine indicare tipologia dente (1 - 2 - 3)

When ordering please specify the tooth shape (1 - 2 - 3)

Im Auftragsfall bitte Zahnform angeben (1 - 2 - 3)

FRESA IN DIAMANTE PER GIUNZIONI LAMELLO® (DIA)
 PCD SHANK CUTTER FOR LAMELLO® (PCD)
 LAMELLO® SCHAFTFRÄSER (PKD)

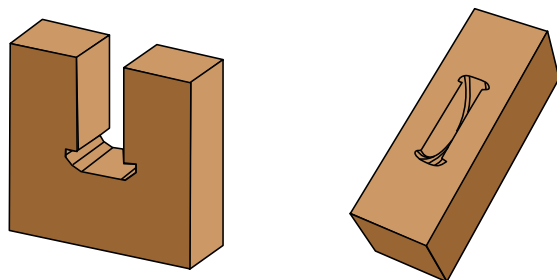


IMPIEGO: Fresa in diamante Z=1 a tagliente dritto per giunzioni Lamello® "Clamex P-System". No forante.

USE: PCD shank cutter Z=1 for Lamello® "Clamex P-System" jointing. No drilling tip.

ANWENDUNG: DIA-Schaftfräser Z=1 für Lamellen-Verbindungen "Clamex P-System".
 Ohne Einbohrschneide.

PD25FD									
Ø D [mm]	Lu [mm]	L [mm]	Shank [mm]	Z	DX	Axial Angle	Placchetta Tip Schneide	Art. Nr.	€
							n°		
10	18	78	12	1	DX	0°	1	PD25FD07	



FRESA LAMELLO® PER INCASTRI "CLAMEX P-SYSTEM" (DIA)
 PCD BLADE FOR LAMELLO® "CLAMEX P-SYSTEM" (PCD)
 LAMELLO® NUTFRÄSER FÜR "CLAMEX P-SYSTEM" (PKD)



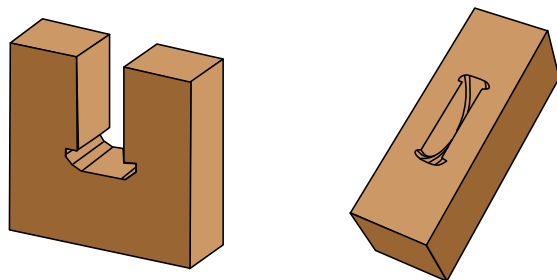
IMPIEGO: Fresa in PCD Lamello® per incastri da utilizzare su macchine CNC e su fresatrice manuale Z P2®.

USE: PCD saw blade for Lamello® jointing system to be used on CNC machines or portable machine Z P2®.

ANWENDUNG: DIA-Kreissägeblatt für Lamellen-Verbindungen zur Verwendung auf CNC-Maschinen sowie auf manuellen Maschinen Z P2®.

LD06FD									
Ø D [mm]	B [mm]	d [mm]	Z	DX	α Angle	Placchetta Tip Schneide	Art. Nr.		€
						h [mm]			
100,4	7	22	3	DX	10°	3,5	LD06FD01	•	
100,4	7	30	3	DX	10°	3,5	LD06FD02	•	

• Disponibile a magazzino / Ready from stock / Ab Lager lieferbar





YOUR STORIES, OUR BLADES



/04

DYNAMIC LINE










Programma lame circolari in HW

HW circular saw blades programme





HW-Kreissägeblätter Programm

Legenda dei Simboli / Explanations of Symbols / Legende



MATERIALE / MATERIAL / WERKSTOFF

 <p>LGE Legno Generico Generic wood Holz allgemein</p>	 <p>LTE Legno Tenero Light Wood Weiches Holz</p>	 <p>LDU Legno Duro Hard Wood Hartes Holz</p>
 <p>PCB Truciolare / MDF Particle board / MDF Spanplatte / MDF</p>	 <p>LAM Truciolare / MDF rivestito Coated particle board / MDF Beschichtete Spanplatte / MDF</p>	 <p>HPL HPL / Corian HPL / Corian HPL / Corian</p>
 <p>LLU Legno lungo vena Long grain wood Langfaseriges Holz</p>	 <p>LTR Legno traverso vena Cross grain wood Quer gemasertes Holz</p>	 <p>ALU Metalli non ferrosi Alu & non-ferrous Alu Profile und NE-Met</p>

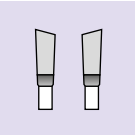
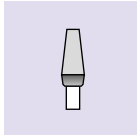
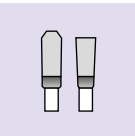
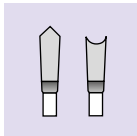
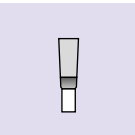
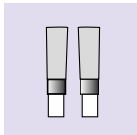
CARATTERISTICHE / FEATURES / EIGENSCHAFTEN

 <p>MAN Manuale Manual Manuell</p>	 <p>MEC Meccanico Mechanic Mechanisch</p>	 <p>HM Coltello in HM HM Knife HM/HW-Messer</p>
 <p>PSM Macchine sezionatrici verticali Vertical panel sizing machines Stehende Plattenaufteilsägen</p>		

























FONOASSORBENZA / SOUND ABSORBENCY / SCHALLABSORPTION

 <p>LOW+ Lama con intagli riempiti con materiale fonoassorbente Sawblade with low noise slots filled with sound-absorbing resin Geräuschreduzierte Sägeblätter mit Kunstharz-Inlays</p>	 <p>LOW Lama con intagli non riempiti con materiale fonoassorbente Sawblade with low noise slots not filled with resin Geräuschreduzierte Sägeblätter ohne Kunstharz-Inlays</p>
---	---

DENTATURA / TOOTH SHAPE / VERZÄHNUNG

 <p>ATB Dente alterno Alternate top bevel toothing Wechselzahn</p>	 <p>CON Dente conico Conical toothing Konisch Zahn</p>
 <p>TCG Dente alterno piatto trapezoidale Triple chip-flat toothing Flach-Trapezzahn</p>	 <p>HDF Dente alterno concavo Hollow/inverted V and flat toothing Hohl-Dach-Flachzahn</p>
 <p>FLAT Dente piatto Flat tooth Flachzahn</p>	 <p>WWF (DRY CUT) Dente alternato-alternato-piatto Alternate-alternate-flat toothing Wechsel-Wechsel-Flachzahn</p>



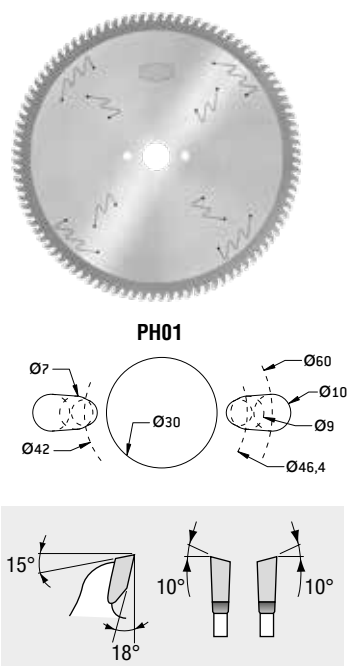
<p>U02</p>  <p>p. 187</p>	<p>U04</p>  <p>p. 187</p>	<p>U07</p>  <p>p. 188</p>	<p>U09</p>  <p>p. 188</p>
<p>U10</p>  <p>p. 189</p>	<p>U11</p>  <p>p. 189</p>	<p>U13</p>  <p>p. 190</p>	<p>S05</p>  <p>p. 191</p>
<p>SU15</p>  <p>p. 191</p>	<p>C04/C09/C10</p>  <p>p. 192</p>	<p>C05</p>  <p>p. 192</p>	<p>S09</p>  <p>p. 194</p>
<p>M10</p>  <p>p. 194</p>	<p>M11</p>  <p>p. 195</p>	<p>M12</p>  <p>p. 196</p>	<p>M13</p>  <p>p. 197</p>
<p>S03</p>  <p>p. 198</p>	<p>I07</p>  <p>p. 199</p>	<p>I05/I06</p>  <p>p. 200</p>	<p>I20</p>  <p>p. 201</p>
<p>N02</p>  <p>p. 201</p>	<p>HMD</p>  <p>p. 202</p>	<p>HMN</p>  <p>p. 203</p>	<p>HMP</p>  <p>p. 204</p>

LAME TCT UNIVERSALI CON INTAGLI "LOW NOISE" UNIVERSAL TCT SAW BLADES WITH LOW NOISE SLOTS HM UNIVERSALKREISSÄGEBLÄTTER - GERÄUSCHARM

IMPIEGO: Lame per il taglio lungo vena di legni teneri e duri.

USE: Circular saw blades for ripping and cross-cutting hard and soft woods.

ANWENDUNG: Für Längs- und Querschnitte in Weichholz und Hartholz geeignet.



U02								
Ø D [mm]	B [mm]	b [mm]	Ø d [mm]	PH	Z	TYPE	Art. Nr.	€
180	3,2	2,2	30	-	24	ATB	U0218032024C	
200	3,2	2,2	30	-	24	ATB	U0220032024C	
250	3,2	2,2	30	PH01	30	ATB	U0225032030C	
300	3,2	2,2	30	PH01	36	ATB	U0230032036C	
350	3,5	2,5	30	PH01	42	ATB	U0235035042C	
400	3,8	2,8	30	PH01	48	ATB	U0240038048C	
450	4,2	3,2	30	2/10/60	54	ATB	U0245042054C	
500	4,2	3,2	30	2/10/60	60	ATB	U0250042060C	

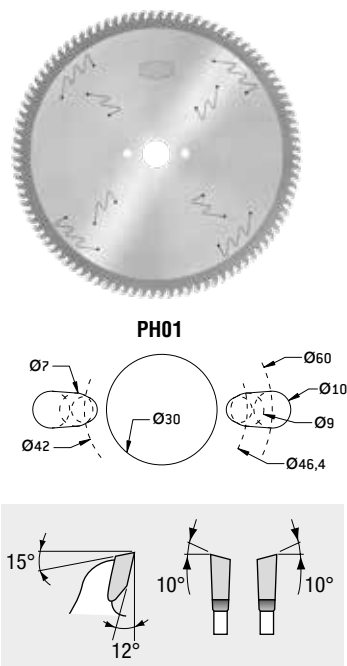


LAME TCT UNIVERSALI CON INTAGLI "LOW NOISE" UNIVERSAL TCT SAW BLADES WITH LOW NOISE SLOTS HM UNIVERSALKREISSÄGEBLÄTTER - GERÄUSCHARM

IMPIEGO: Lame per il taglio lungo vena e trasverso vena di legni teneri e duri.

USE: Circular saw blades for ripping and cross-cutting hard and soft woods.

ANWENDUNG: Für Längs- und Querschnitte von weichen und harten Hölzern geeignet.



U04								
Ø D [mm]	B [mm]	b [mm]	Ø d [mm]	PH	Z	TYPE	Art. Nr.	€
100	3,2	2,2	30	-	16	ATB	U0410032016C	
120	3,2	2,2	30	-	20	ATB	U0412032020C	
125	3,2	2,2	30	-	20	ATB	U0412532020C	
150	3,2	2,2	30	-	24	ATB	U0415032024C	
180	3,2	2,2	30	-	30	ATB	U0418032030C	
200	3,2	2,2	30	-	34	ATB	U0420032034C	
250	3,2	2,2	30	PH01	40	ATB	U0425032040C	•
300	3,2	2,2	30	PH01	48	ATB	U0430032048C	•
350	3,5	2,5	30	PH01	54	ATB	U0435035054C	•
400	3,8	2,8	30	PH01	60	ATB	U0440038060C	•
450	4,2	3,2	30	2/10/60	72	ATB	U0445042072C	
500	4,2	3,2	30	2/10/60	72	ATB	U0450042072C	

• Disponibile a magazzino / Ready from stock / Ab Lager lieferbar

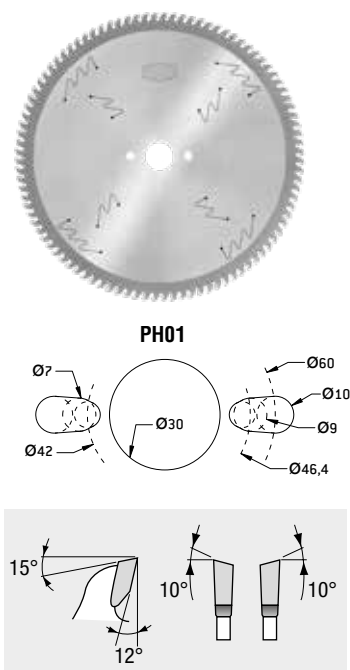


LAME TCT UNIVERSALI UNIVERSAL TCT SAW BLADES HM UNIVERSALKREISSÄGEBLÄTTER

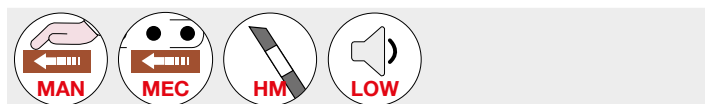
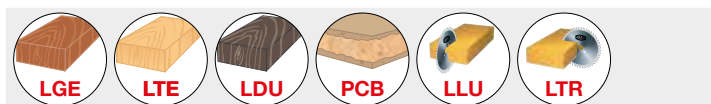
IMPIEGO: Lame per il taglio lungo vena e trasverso vena di legni teneri e duri.

USE: Circular saw blades for ripping and cross-cutting hard and soft woods.

ANWENDUNG: Für Längs- und Querschnitte von weichen und harten Hölzern geeignet.



U07								
Ø D [mm]	B [mm]	b [mm]	Ø d [mm]	PH	Z	TYPE	Art. Nr.	€
150	3,2	2,2	30	-	30	ATB	U0715032030C	
180	3,2	2,2	30	-	36	ATB	U0718032036C	
200	3,2	2,2	30	-	42	ATB	U0720032042C	
250	3,2	2,2	30	PH01	48	ATB	U0725032048C	
300	3,2	2,2	30	PH01	60	ATB	U0730032060C	
350	3,5	2,5	30	PH01	72	ATB	U0735035072C	
400	3,8	2,8	30	PH01	72	ATB	U0740038072C	

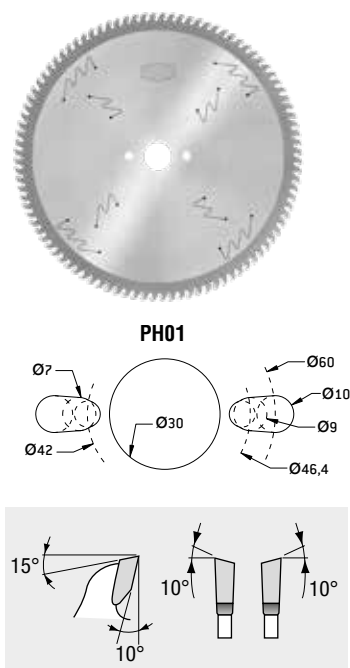


LAME TCT UNIVERSALI UNIVERSAL TCT SAW BLADES HM UNIVERSALKREISSÄGEBLÄTTER

IMPIEGO: Lame per il taglio lungo vena e trasverso vena di legni teneri e duri.

USE: Circular saw blades for ripping and cross-cutting hard and soft woods.

ANWENDUNG: Für Längs- und Querschnitte von weichen und harten Hölzern geeignet.



U09								
Ø D [mm]	B [mm]	b [mm]	Ø d [mm]	PH	Z	TYPE	Art. Nr.	€
100	3,2	2,2	30	-	24	ATB	U0910032024C	
120	3,2	2,2	30	-	30	ATB	U0912032030C	
125	3,2	2,2	30	-	30	ATB	U0912532030C	
150	3,2	2,2	30	-	36	ATB	U0915032036C	
180	3,2	2,2	30	-	42	ATB	U0918032042C	
200	3,2	2,2	30	-	48	ATB	U0920032048C	
250	3,2	2,2	30	PH01	60	ATB	U0925032060C	•
300	3,2	2,2	30	PH01	72	ATB	U0930032072C	•
350	3,5	2,5	30	PH01	84	ATB	U0935035084C	•
400	3,8	2,8	30	PH01	96	ATB	U0940038096C	•
450	4,2	2,8	30	2/10/60	108	ATB	U0945042108C	
500	4,2	2,8	30	2/10/60	120	ATB	U0950042120C	

• Disponibile a magazzino / Ready from stock / Ab Lager lieferbar

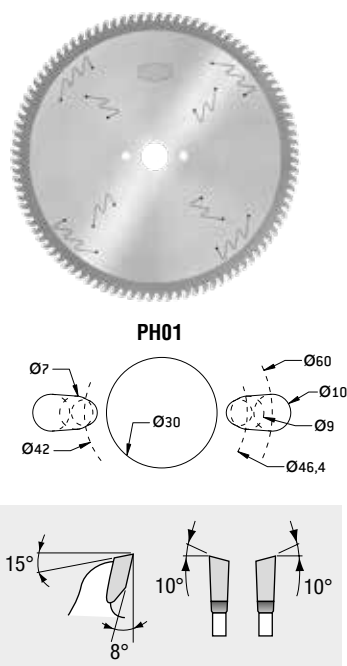


LAME TCT UNIVERSALI CON INTAGLI "LOW NOISE" UNIVERSAL TCT SAW BLADES WITH LOW NOISE SLOTS HM UNIVERSALKREISSÄGEBLÄTTER - GERÄUSCHARM

IMPIEGO: Lame per il taglio trasverso vena di legni teneri e duri.

USE: Circular saw blades for cross-cutting hard and soft woods.

ANWENDUNG: Für Querschnitte von weichen und harten Hölzern geeignet.



U10								
Ø D [mm]	B [mm]	b [mm]	Ø d [mm]	PH	Z	TYPE	Art. Nr.	€
120	3,2	2,2	30	-	40	ATB	U1012032040C	
125	3,2	2,2	30	-	40	ATB	U1012532040C	
150	3,2	2,2	30	-	48	ATB	U1015032048C	
180	3,2	2,2	30	-	56	ATB	U1018032056C	
200	3,2	2,2	30	-	64	ATB	U1020032064C	
250	3,2	2,2	30	PH01	80	ATB	U1025032080C	•
300	3,2	2,2	30	PH01	96	ATB	U1030032096C	•
350	3,5	2,5	30	PH01	108	ATB	U1035035108C	•
400	3,8	2,8	30	PH01	120	ATB	U1040038120C	
450	4,2	2,8	30	2/10/60	132	ATB	U1045042132C	

• Disponibile a magazzino / Ready from stock / Ab Lager lieferbar

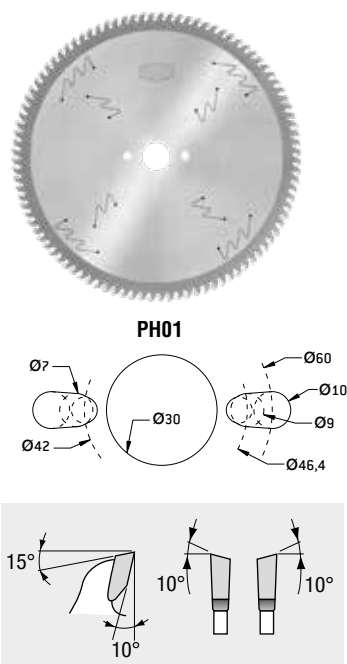


LAME TCT UNIVERSALI A SPESSORE SOTTILE THIN UNIVERSAL TCT SAW BLADES HM DUNNES UNIVERSALKREISSÄGEBLÄTTER

IMPIEGO: Lame per il taglio lungo vena e trasverso vena di legni teneri, duri e pregiati con ottima finitura.

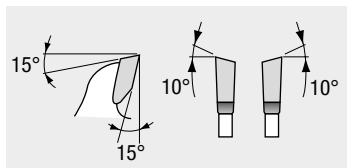
USE: Circular saw blades for ripping and cross-cutting hard, soft and exotic woods, with high degree finish.

ANWENDUNG: Für Längs- und Querschnitte von weichen und harten Hölzern geeignet. Erzielt optimale Schnittoberflächen.



U11								
Ø D [mm]	B [mm]	b [mm]	Ø d [mm]	PH	Z	TYPE	Art. Nr.	€
200	2,4	1,7	30	-	48	ATB	U1120024048C	
200	2,4	1,7	30	-	64	ATB	U1120024064C	
250	2,5	1,7	30	PH01	60	ATB	U1125025060C	
250	2,5	1,7	30	PH01	80	ATB	U1125025080C	
300	2,5	1,7	30	PH01	72	ATB	U1130025072C	
300	2,5	1,7	30	PH01	96	ATB	U1130025096C	
350	2,6	2,0	30	PH01	108	ATB	U1135026108C	





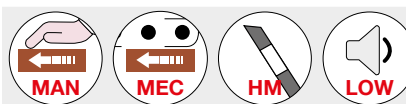
IMPIEGO: Lame per il taglio trasverso vena di legni teneri e duri.

USE: Circular saw blades for cross-cutting hard and soft woods.

ANWENDUNG: Für Querschnitte von weichen und harten Hölzern geeignet.

U13								
Ø D [mm]	B [mm]	b [mm]	Ø d [mm]	PH	Z	TYPE	Art. Nr.	€
450	4,2	2,8	30	2/10/60	36	ATB	U1345042036C	
450	4,2	2,8	30	2/10/60	40 *	ATB	U1345042T40C	
500	4,2	2,8	30	2/10/60	40	ATB	U1350042040C	
500	4,2	2,8	30	2/10/60	44 *	ATB	U1350042T44C	
550	5,2	3,6	30	2/10/60	44	ATB	U1355052044C	
550	5,2	3,6	30	2/10/60	48 *	ATB	U1355052T48C	
550	4,4	3,2	30	2/10/60	60	ATB	U1355044060C	
550	5,2	3,5	30	2/10/60	60	ATB	U1355052060C	
600	5,2	3,6	30	2/10/60	48	ATB	U1360052048C	
600	5,2	3,6	30	2/10/60	48 *	ATB	U1360052T48C	
600	4,4	3,2	30	2/10/60	60	ATB	U1360044060C	
600	4,4	3,2	30	2/10/60	72	ATB	U1360044072C	
600	5,2	3,5	30	2/10/60	60	ATB	U1360052060C	
650	6,2	4,0	35	2/10/60	48	ATB	U1365062048C	
650	6,2	4,0	35	2/10/60	48 *	ATB	U1365062T48C	
700	6,2	4,0	30	2/10/60	48	ATB	U1370062048C	
700	6,2	4,0	30	2/10/60	48 *	ATB	U1370062T48C	
700	5,6	4,0	30	2/10/60	84	ATB	U1370056084C	

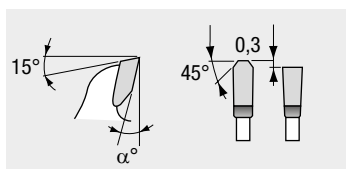
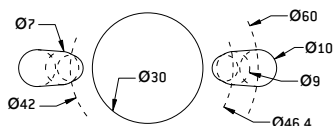
* Con limitatore di truciolo / With chip limiter / Mit Abweiser zur Spandickenbegrenzung



LAME TCT UNIVERSALI PER IL TAGLIO DI PANNELLI UNIVERSAL TCT SAW BLADES FOR CUTTING PANELS HM UNIVERSALKREISSÄGEBLÄTTER FÜR PLATTEN



PH01



IMPIEGO: Lame per il taglio di pannelli di ogni genere, MDF, bilaminato, truciolare, multistrato. Per pannelli ricoperti da melaminico da ambo i lati si consiglia l'utilizzo di lama incisore. Angolo di taglio positivo.

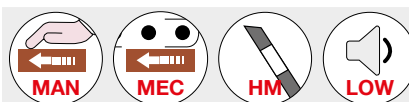
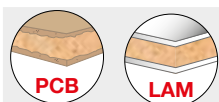
USE: Circular saw blades for cutting MDF, plastic laminated, hardboard and multilayer panels. We always recommend using a scoring saw blade when cutting double faced laminated panels. Positive cutting angle.

ANWENDUNG: Für den Schnitt von Platten jeder Art (MDF, Spanplatten, Tischlerplatten, auch beidseitig beschichtet). Bei beschichteten Platten wird der Einsatz von Vorritzsägen empfohlen. Positiver Spanwinkel.

S05

Ø D [mm]	B [mm]	b [mm]	Ø d [mm]	PH	Z	TYPE	α	Art. Nr.	€
200	3,2	2,2	30	PH01	64	TCG	5°	S0520032064C	
250	3,2	2,2	30	PH01	60	TCG	10°	S0525032060C	
250	3,2	2,2	30	PH01	80	TCG	5°	S0525032080C	•
300	3,2	2,2	30	PH01	72	TCG	10°	S0530032072C	
300	3,2	2,2	30	PH01	96	TCG	5°	S0530032096C	•
350	3,5	2,5	30	PH01	84	TCG	10°	S0535035084C	
350	3,5	2,5	30	PH01	108	TCG	5°	S0535035108C	•

• Disponibile a magazzino / Ready from stock / Ab Lager lieferbar

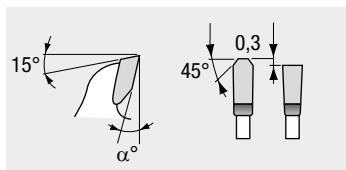
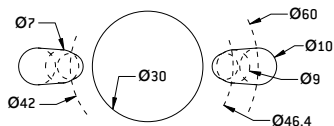


LAME TCT UNIVERSALI SILENZIATE LOW NOISE TCT UNIVERSAL SAW BLADES HM UNIVERSALKREISSÄGEBLÄTTER GERÄUSCHGEDÄMPFT

UPGRADE



PH01



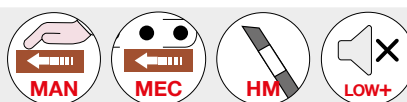
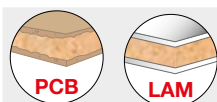
IMPIEGO: Lame per il taglio di pannelli di ogni genere, MDF, bilaminato, truciolare, multistrato. Per pannelli ricoperti da melaminico da ambo i lati si consiglia l'utilizzo di lama incisore. Dente piatto trapezoidale.

USE: Circular saw blades for cutting MDF, plastic laminated, hardboard and multilayer panels. We always recommend using a scoring saw blade when cutting double faced laminated panels. Triple chip-flat tooththing.

ANWENDUNG: Für den Schnitt von Platten jeder Art (MDF, Spanplatten, Tischlerplatten, auch beidseitig beschichtet). Bei beschichteten Platten wird der Einsatz von Vorritzsägen empfohlen. Flach-/Trapezzahn.

SU15

Ø D [mm]	B [mm]	b [mm]	Ø d [mm]	PH	Z	TYPE	α	Art. Nr.	€
250	3,2	2,2	30	PH01	60	TCG	10°	SU1525032060C	
250	3,2	2,2	30	PH01	80	TCG	8°	SU1525032080C	
300	3,2	2,2	30	PH01	72	TCG	10°	SU1530032072C	
300	3,2	2,2	30	PH01	96	TCG	8°	SU1530032096C	
350	3,5	2,5	30	PH01	84	TCG	10°	SU1535035084C	
350	3,5	2,5	30	PH01	108	TCG	8°	SU1535035108C	



La nuova linea **SILVER CHROME LINE** è caratterizzata da un nuovo rivestimento galvanico e da una nuova resina fonoassorbente appositamente sviluppati per questa gamma di seghe circolari.

The new **SILVER CHROME LINE** is characterized by a new galvanic coating and a new sound-absorbing resin specially developed for this range of circular saws.

Die neue **SILVER CHROME LINE** zeichnet sich durch eine neue galvanische Beschichtung und ein neues schallabsorbierendes Kunstharz aus, das speziell für diese Kreissägen-Baureihe entwickelt wurde.



Il nuovo rivestimento conferisce alla lama le seguenti caratteristiche:

The new coating gives the blade the following characteristics:

Die neue Beschichtung verleiht der Schneide folgende Eigenschaften:

- Un ridotto coefficiente d'attrito che è un fattore determinante per favorire lo scarico del truciolo.
- A reduced coefficient of friction which is a determining factor in facilitating chip discharge.
- Ein reduzierter Reibungskoeffizient, der ein entscheidender Faktor für die Begünstigung der Spanabfuhr ist.

- Un elevato potere anticorrosione che garantisce una elevata protezione contro le ossidazioni superficiali.
- A high anticorrosive power which guarantees high protection against surface oxidation.
- Ein hohes Korrosionsschutzvermögen, das einen hohen Schutz gegen Oberflächenoxidation garantiert.

- Un elevato potere antiaderente che riduce drasticamente l'incollaggio della resina sul corpo della lama.
- A high non-stick power which drastically reduces the sticking of the resin on the body of the blade.
- Eine hohe Antihafkraft, die das Anhaften des Harzes am Kreissägen-Stammbblatt drastisch reduziert.

La nuova resina fonoassorbente garantisce:

The new sound-absorbing resin guarantees:

Das neue schallabsorbierende Kunstharz garantiert:

- Una drastica riduzione delle vibrazioni con un conseguente miglioramento della finitura superficiale del pezzo tagliato.
- A drastic reduction of vibrations with consequent improvement of the surface finish of the cut piece.
- Eine drastische Reduzierung von Vibrationen mit einer daraus resultierenden Verbesserung der Oberflächengüte des geschnittenen Teils.

- Una drastica riduzione della rumorosità durante il taglio.
- A drastic reduction of noise during cutting.
- Eine drastische Geräuschreduzierung beim Schneiden.

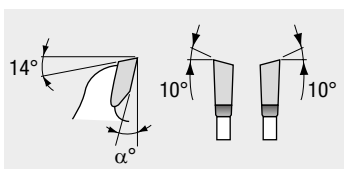
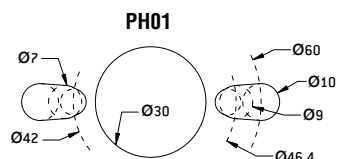




IMPIEGO: Indicate per il taglio lungo vena di legni teneri e duri.

USE: Suitable for ripping and cross cutting hard and soft woods.

ANWENDUNG: Für Längs- und Querschnitte in Weichholz und Hartholz geeignet.



C04 · C09 · C10										
Ø D [mm]	B [mm]	b [mm]	Ø d [mm]	PH	Z	TYPE	α	Art. Nr.		€ / Net
250	3,2	2,2	30	PH01	40	ATB	20°	C0425032040C	■	
250	3,2	2,2	30	PH01	60	ATB	15°	C0925032060C	■	
250	3,2	2,2	30	PH01	80	ATB	12°	C1025032080C	■	
300	3,2	2,2	30	PH01	48	ATB	20°	C0430032048C	●	
300	3,2	2,2	30	PH01	72	ATB	15°	C0930032072C	●	
300	3,2	2,2	30	PH01	96	ATB	12°	C1030032096C	■	
350	3,5	2,5	30	PH01	54	ATB	20°	C0435035054C	●	
350	3,5	2,5	30	PH01	84	ATB	15°	C0935035084C	●	
350	3,5	2,5	30	PH01	108	ATB	12°	C1035035108C	■	

- Disponibile a magazzino / Ready from stock / Ab Lager lieferbar
- Non disponibile a magazzino - Consegna 8/10 settimane
 Not available in stock - Delivery 8/10 weeks
 Nicht auf Lager - Lieferzeit 8/10 Wochen

Quantità minima d'ordine: 10 pz per tipo / Minimum quantity order: 10 pcs/each / Mindest bestellmengen: 10 stück / pro

Metallo duro / Carbide Grade / Hartmetall: ISO K05 - HV10=1950

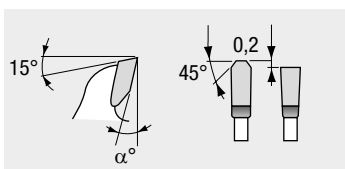
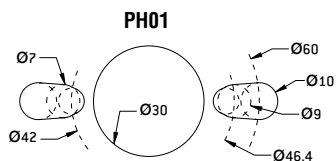




IMPIEGO: Angolo di taglio positivo. Indicate per il taglio di pannelli di ogni genere, MDF, bilaminato, truciolare, multistrato. Per pannelli ricoperti da melaminico da ambo i lati si consiglia l'utilizzo di lama incisore.

USE: Positive cutting angle. Suitable for cutting MDF, plastic laminates, hardboard and multilayer panels. We always recommend using a scoring saw blade when cutting double faced laminated panels.

ANWENDUNG: Positiver Spanwinkel. Für den Zuschnitt von Plattenwerkstoffen aller Art (MDF, Spanplatten, Tischlerplatten, auch beidseitig beschichtet). Bei beschichteten Platten empfehlen wir den Einsatz von Vorritzsägen.

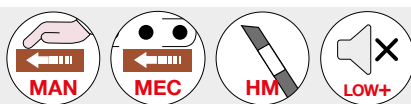
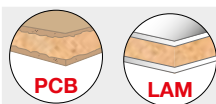


C05										
Ø D [mm]	B [mm]	b [mm]	Ø d [mm]	PH	Z	TYPE	α	Art. Nr.		€ / Net
250	3,2	2,2	30	PH01	80	TCG	13°	C0525032080C	•	
300	3,2	2,2	30	PH01	72	TCG	13°	C0530032072C	•	
300	3,2	2,2	30	PH01	96	TCG	13°	C0530032096C	•	
350	3,5	2,5	30	PH01	84	TCG	13°	C0535035084C	•	
350	3,5	2,5	30	PH01	108	TCG	13°	C0535035108C	•	

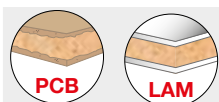
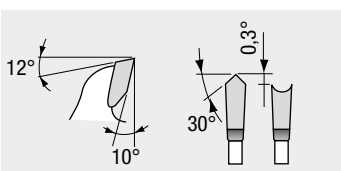
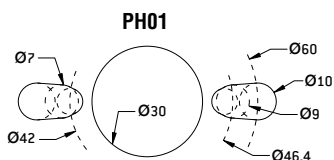
• Disponibile a magazzino / Ready from stock / Ab Lager lieferbar

Quantità minima d'ordine: 10 pz per tipo / **Minimum quantity order: 10 pcs/each** / Mindest bestellmengen: 10 stück / pro

Metallo duro / Carbide Grade / Hartmetall: ISO K01 - HV10=2150



LAME TCT PER MACCHINE SEZIONATRICI VERTICALI PANEL SIZING TCT SAW BLADES FOR VERTICAL SIZING MACHINES HM KREISSÄGEBLÄTTER FÜR VERTICAL PLATTENAUFTEILANLAGEN-GERÄUSCHARM



IMPIEGO: Lame per seghe da banco e macchine sezionatrici verticali per il taglio di pannelli bilaminati senza l'utilizzo della lama incisore. Denti alterni concavi positivi.

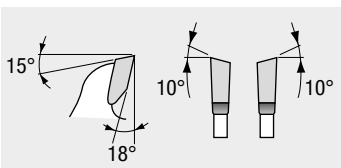
USE: Circular saw blades for table and vertical dividing sawing machines for cutting plastic laminated panels without the scoring sawblade. With hollow/inverted V and flat teeth with positive angle.

ANWENDUNG: Zum Einsatz auf Plattenaufteilsägen ohne Vorritzsäge für beschichtete Platten. Hohlzahn-dach-flach-positiv.

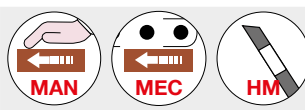
S09									
Ø D [mm]	B [mm]	b [mm]	Ø d [mm]	PH	Z	TYPE	Art. Nr.		€
220	3,2	2,2	30	PH01	42	HDF	S0922032042C		
250	3,2	2,2	30	PH01	48	HDF	S0925032048C		
303	3,2	2,2	30	PH01	60	HDF	S0930332060C	•	

• Disponibile a magazzino / Ready from stock / Ab Lager lieferbar

LAME TCT PER MULTILAME MULTI-RIPPING TCT SAW BLADES HM ZUSCHNITT-KREISSÄGEBLÄTTER



Dynamic Line



IMPIEGO: Lame per il taglio lungo vena di legni teneri, duri ed esotici.

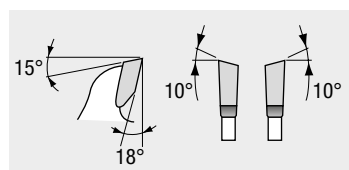
USE: Circular saw blades for ripping hard, soft and exotic woods.

ANWENDUNG: Für Aufteilschnitte in weichen, harten und exotischen Hölzern.

M10									
Ø D [mm]	B [mm]	b [mm]	Ø d [mm]	2 KW	Z	TYPE	Art. Nr.		€
200	3,2	2,2	30	-	16	ATB	M1020032016C		
250	3,2	2,2	30	-	20	ATB	M1025032020C	•	
250	3,2	2,2	70	21 x 7	20	ATB	M1025032020H	•	
300	3,2	2,2	30	-	24	ATB	M1030032024C	•	
300	3,2	2,2	70	21 x 7	24	ATB	M1030032024H		
350	3,5	2,5	30	-	28	ATB	M1035035028C	•	
350	3,5	2,5	70	21 x 7	28	ATB	M1035035028H		
400	3,8	2,8	30	-	32	ATB	M1040038032C		
400	3,8	2,8	70	21 x 7	32	ATB	M1040038032H		

• Disponibile a magazzino / Ready from stock / Ab Lager lieferbar

2 KW: 2 Chiavette / 2 Keyway / 2 Keylnute



IMPIEGO: Lame per il taglio lungo vena di legni teneri, duri ed esotici con o senza nodi.

USE: Circular saw blades for ripping hard, soft and exotic wood with or without knots.

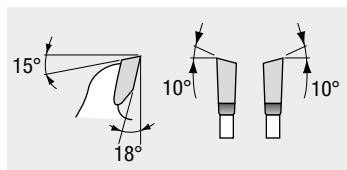
ANWENDUNG: Für Aufteilschnitte in weichen, harten und exotischen Hölzern mit Ästen.

M11								
Ø D [mm]	B [mm]	b [mm]	Ø d [mm]	2 KW	Z	TYPE	Art. Nr.	€
250	2,5	1,7	30	-	20	ATB	M1125025020C	
250	2,5	1,7	70	21 x 7	20	ATB	M1125025020H	
250	2,5	1,7	80	13 x 5	20	ATB	M1125025020I	
250	3,2	2,2	30	-	20	ATB	M1125032020C	
250	3,2	2,2	70	21 x 7	20	ATB	M1125032020H	
250	3,2	2,2	80	13 x 5	20	ATB	M1125032020I	
250	3,2	2,2	30	-	24	ATB	M1125032024C	
250	3,2	2,2	70	21 x 7	24	ATB	M1125032024H	
250	3,2	2,2	80	13 x 5	24	ATB	M1125032024I	
300	2,5	1,7	30	-	24	ATB	M1130025024C	
300	2,5	1,7	70	21 x 7	24	ATB	M1130025024H	
300	2,5	1,7	80	13 x 5	24	ATB	M1130025024I	
300	3,2	2,2	30	-	24	ATB	M1130032024C	•
300	3,2	2,2	70	21 x 7	24	ATB	M1130032024H	•
300	3,2	2,2	80	13 x 5	24	ATB	M1130032024I	
300	3,2	2,2	30	-	28	ATB	M1130032028C	
300	3,2	2,2	70	21 x 7	28	ATB	M1130032028H	
300	3,2	2,2	80	13 x 5	28	ATB	M1130032028I	
350	3,5	2,5	30	-	28	ATB	M1135035028C	
350	3,5	2,5	70	21 x 7	28	ATB	M1135035028H	
350	3,5	2,5	80	13 x 5	28	ATB	M1135035028I	
350	3,5	2,5	30	-	32	ATB	M1135035032C	
350	3,5	2,5	70	21 x 7	32	ATB	M1135035032H	
350	3,5	2,5	80	13 x 5	32	ATB	M1135035032I	
400	3,8	2,8	30	-	32	ATB	M1140038032C	
400	3,8	2,8	70	21 x 7	32	ATB	M1140038032H	
400	3,8	2,8	80	13 x 5	32	ATB	M1140038032I	
400	3,8	2,8	30	-	36	ATB	M1140038036C	
400	3,8	2,8	70	21 x 7	36	ATB	M1140038036H	
400	3,8	2,8	80	13 x 5	36	ATB	M1140038036I	

• Disponibile a magazzino / Ready from stock / Ab Lager lieferbar

2 KW: 2 Chiavette / 2 Keyway / 2 Keylnute





IMPIEGO: Lame per il taglio lungovena e per lavori gravosi su tutti i tipi di legname, sia esso tenero, duro, secco o umido. Adatte anche al taglio di tavolame distorto. Ideale per segherie e nella produzione di pallets o imballaggi.

USE: Circular saw blades for heavy duty ripping and cutting of all types of soft, hard, dry or wet wood in sawmills and pallet manufacturing.

ANWENDUNG: Geeignet für grobe Aufteilschnitte von Hölzern aller Art (weich, hart, trocken, naß, gefroren) z.B. Bauholz, Holz für Paletten / Verpackungen / Verschalungen, etc.

M12									
Ø D [mm]	B [mm]	b [mm]	Ø d [mm]	2 KW	Z	TYPE	Art. Nr.		€
250	2,7	1,9	70	21 x 7	20+4	ATB	M1225027024H		
250	2,7	1,9	80	13 x 5	20+4	ATB	M1225027024I		
250	3,2	2,2	30	-	20+4	ATB	M1225032024C	•	
250	3,2	2,2	70	21 x 7	20+4	ATB	M1225032024H	•	
250	3,2	2,2	80	13 x 5	20+4	ATB	M1225032024I		
280	3,2	2,2	70	21 x 7	22+4	ATB	M1228032026H		
280	3,2	2,2	80	13 x 5	22+4	ATB	M1228032026I		
300	3,2	2,2	70	21 x 7	20+4	ATB	M1230032024H		
300	3,2	2,2	80	13 x 5	20+4	ATB	M1230032024I		
300	3,2	2,2	30	-	24+4	ATB	M1230032028C	•	
300	3,2	2,2	70	21 x 7	24+4	ATB	M1230032028H	•	
300	3,2	2,2	80	13 x 5	24+4	ATB	M1230032028I		
300	3,5	2,5	70	21 x 7	20+4	ATB	M1230035024H		
300	3,5	2,5	80	13 x 5	20+4	ATB	M1230035024I		
320	3,2	2,2	70	21 x 7	24+4	ATB	M1232032028H		
320	3,2	2,2	80	13 x 5	24+4	ATB	M1232032028I		
350	3,8	2,5	70	21 x 7	24+6	ATB	M1235038030H		
350	3,8	2,5	80	13 x 5	24+6	ATB	M1235038030I		
350	3,8	2,5	70	21 x 7	30+6	ATB	M1235038036H	•	
350	3,8	2,5	80	13 x 5	30+6	ATB	M1235038036I	•	
350	4,0	2,8	70	21 x 7	24+6	ATB	M1235040030H		
350	4,0	2,8	80	13 x 5	24+6	ATB	M1235040030I		
380	4,0	2,8	70	21 x 7	30+6	ATB	M1238040036H		
380	4,0	2,8	80	13 x 5	30+6	ATB	M1238040036I		
400	4,0	2,8	70	21 x 7	28+4	ATB	M1240040032H		
400	4,0	2,8	80	13 x 5	28+4	ATB	M1240040032I		
400	4,2	2,8	70	21 x 7	30+6	ATB	M1240042036H		
400	4,2	2,8	80	13 x 5	30+6	ATB	M1240042036I		

• Disponibile a magazzino / Ready from stock / Ab Lager lieferbar

2 KW: 2 Chiavette / 2 Keyway / 2 Keynute

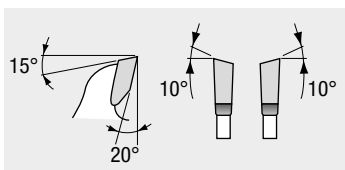




IMPIEGO: Lame per il taglio lungo vena di legni teneri, duri ed esotici con o senza nodi. Adatte anche per il taglio di tavolame distorto. Ideale per segherie e nella produzione di pallets o imballaggi.

USE: Circular saw blades or heavy duty ripping and cutting of all types of soft, hard, dry or wet wood, with or without knots, in saw mills and pallet manufacturing.

ANWENDUNG: Geeignet für den Längsschnitt von Hölzern aller Art (weich, hart, mit und ohne Äste), z.B. Bauholz, Holz für Paletten/Verpackungen/Verschalungen etc.



M13								
Ø D [mm]	B [mm]	b [mm]	Ø d [mm]	2 KW	Z	TYPE	Art. Nr.	€
250	2,0	1,4	30	-	20+2	ATB	M1325020022C	
250	2,0	1,4	60	21 x 7	20+2	ATB	M1325020022G	
250	2,0	1,4	70	21 x 7	20+2	ATB	M1325020022H	
250	2,0	1,4	80	13 x 5	20+2	ATB	M1325020022I	
250	2,5	1,7	30	-	20+4	ATB	M1325025024C	
250	2,5	1,7	60	21 x 7	20+4	ATB	M1325025024G	
250	2,5	1,7	70	21 x 7	20+4	ATB	M1325025024H	
250	2,5	1,7	80	13 x 5	20+4	ATB	M1325025024I	
300	2,5	1,7	30	-	24+4	ATB	M1330025028C	
300	2,5	1,7	60	21 x 7	24+4	ATB	M1330025028G	
300	2,5	1,7	70	21 x 7	24+4	ATB	M1330025028H	
300	2,5	1,7	80	13 x 5	24+4	ATB	M1330025028I	

2 KW: 2 Chiavette / 2 Keyway / 2 Keylnute

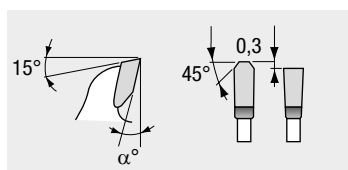




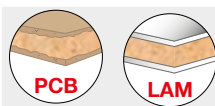
IMPIEGO: Lame per sezionare e squadrare pannelli truciolari singoli o in pacco, in MDF, bilaminati, impiallacciati e in fibra dura. Dente alterno piatto trapezoidale.

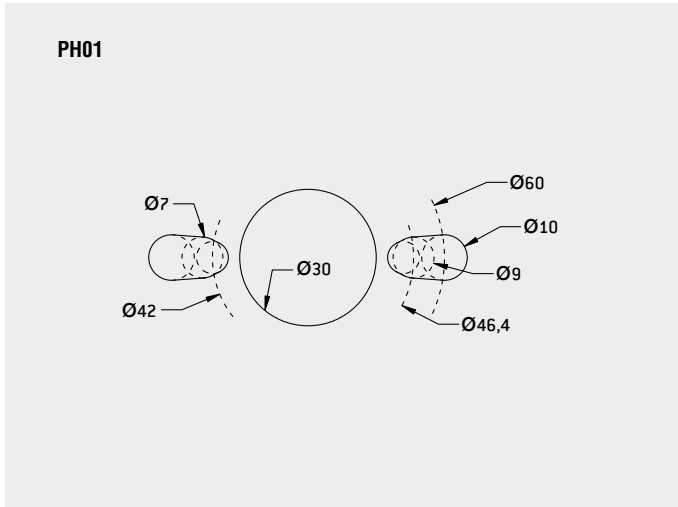
USE: Circular saw blades for dividing and sizing veneered and plastic laminated chipboards, single or stacked panels. Triple chip-flat toothing.

ANWENDUNG: Zum schneiden von Spanplatten einzeln oder im Paket, MDF-Platten, beschichtete Platten, Hartfaserplatten. Flach-/Trapezzahn.

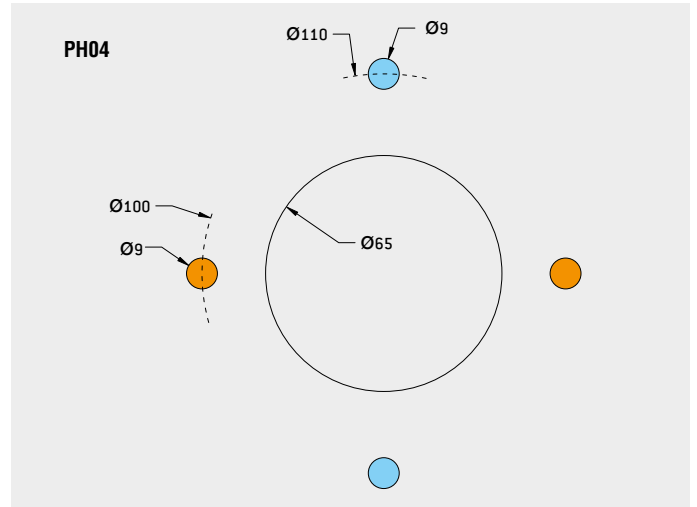


S03									
Ø D [mm]	B [mm]	b [mm]	Ø d [mm]	PH	Z	TYPE	α	Art. Nr.	€
300	4,4	2,8	30	PH01	48	TCG	10°	S0330044048C	
300	4,4	2,8	75	PH05	48	TCG	10°	S0330044048M	
300	4,4	2,8	80	PH06	48	TCG	10°	S0330044048I	
300	4,4	2,8	30	PH01	60	TCG	10°	S0330044060C	
300	4,4	2,8	75	PH05	60	TCG	10°	S0330044060M	
300	4,4	2,8	80	PH06	60	TCG	10°	S0330044060I	
320	4,4	3,2	50	GIBEN	72	TCG	10°	S0332044072L	
320	4,4	3,2	75	PH05	72	TCG	10°	S0332044072I	
350	4,4	3,2	30	PH01	54	TCG	10°	S0335044054C	
350	4,4	3,2	75	PH05	54	TCG	10°	S0335044054M	
350	4,4	3,2	80	PH06	54	TCG	10°	S0335044054I	
350	4,4	3,0	30	PH01	72	TCG	10°	S0335044072C	
350	4,4	3,0	75	PH05	72	TCG	10°	S0335044072M	
350	4,4	3,0	80	PH06	72	TCG	10°	S0335044072I	
380	4,4	3,2	60	HOLZMA	72	TCG	15°	S0338044072G	
380	4,8	3,5	60	HOLZMA	72	TCG	15°	S0338048072G	
400	4,4	3,2	30	PH01	60	TCG	15°	S0340044060C	
400	4,4	3,2	75	PH05	60	TCG	15°	S0340044060M	
400	4,4	3,2	80	PH06	60	TCG	15°	S0340044060I	
400	4,4	3,2	30	PH01	72	TCG	15°	S0340044072C	
400	4,4	3,2	75	PH05	72	TCG	15°	S0340044072M	
400	4,4	3,2	80	PH06	72	TCG	15°	S0340044072I	
420	4,8	3,5	60	HOLZMA	72	TCG	15°	S0342048072G	
430	4,4	3,2	30	PH01	54	TCG	15°	S0343044054C	
430	4,4	3,2	75	PH05	54	TCG	15°	S0343044054M	
430	4,4	3,2	80	PH06	54	TCG	15°	S0343044054I	
430	4,4	3,2	30	PH01	72	TCG	15°	S0343044072C	
430	4,4	3,2	75	PH05	72	TCG	15°	S0343044072M	
430	4,4	3,2	80	PH06	72	TCG	15°	S0343044072I	
450	4,4	3,2	30	PH01	72	TCG	15°	S0345044072C	
450	4,4	3,2	75	PH05	72	TCG	15°	S0345044072M	
450	4,4	3,2	80	PH06	72	TCG	15°	S0345044072I	
450	4,8	3,5	60	HOLZMA	72	TCG	15°	S0345048072G	
500	4,4	3,2	30	PH01	60	TCG	15°	S0350044060C	
500	4,4	3,2	75	GIBEN	60	TCG	15°	S0350044060M	
500	4,4	3,2	80	PH06	60	TCG	15°	S0350044060I	
500	4,4	3,2	30	PH01	72	TCG	15°	S0350044072C	
500	4,4	3,2	75	GIBEN	72	TCG	15°	S0350044072M	
500	4,4	3,2	80	PH06	72	TCG	15°	S0350044072I	
500	4,8	3,5	60	HOLZMA	60	TCG	15°	S0350048060G	
500	4,8	3,5	60	HOLZMA	72	TCG	15°	S0350048072G	

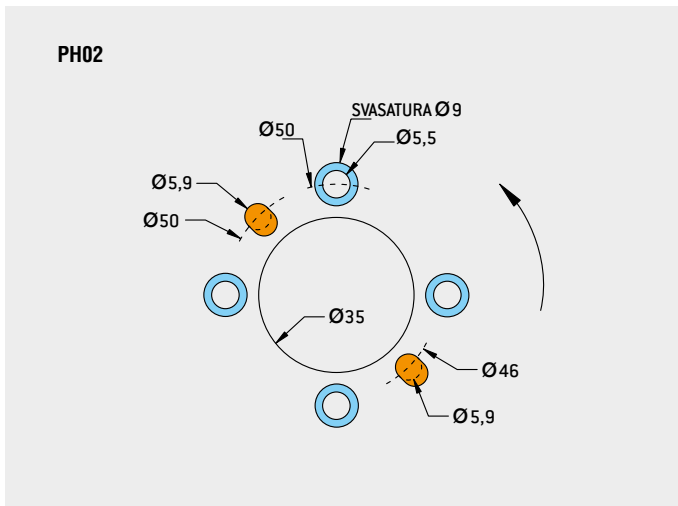




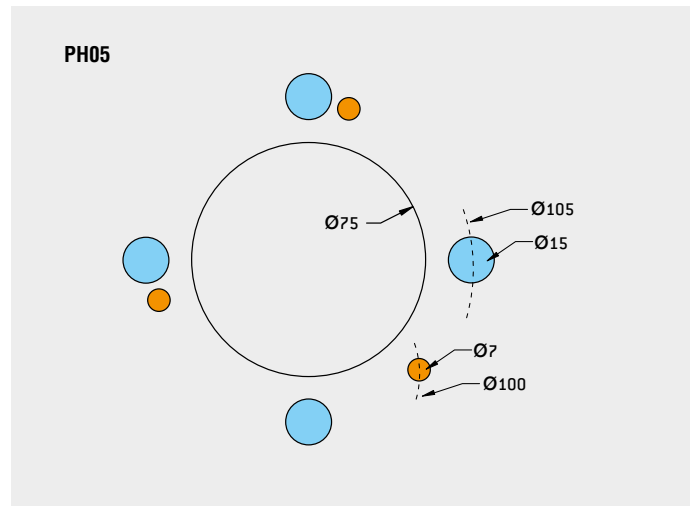
Per macchine: / For machines: / Für Maschinen:
PANHANS - SCM - SCHEER - SCHELLING - CASADEI



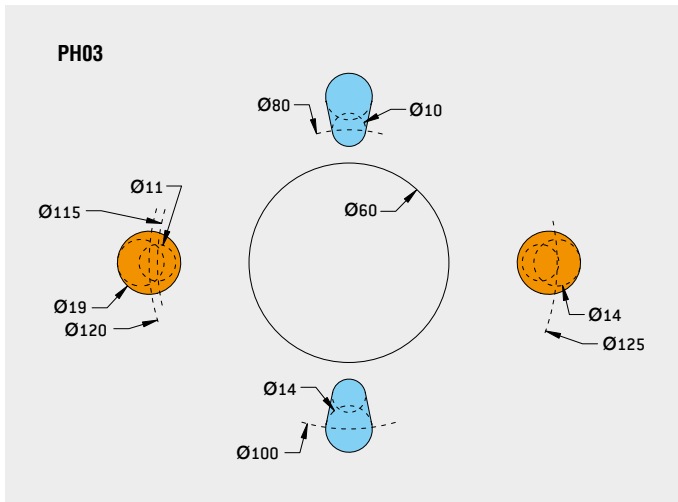
Per macchine: / For machines: / Für Maschinen:
SELCO



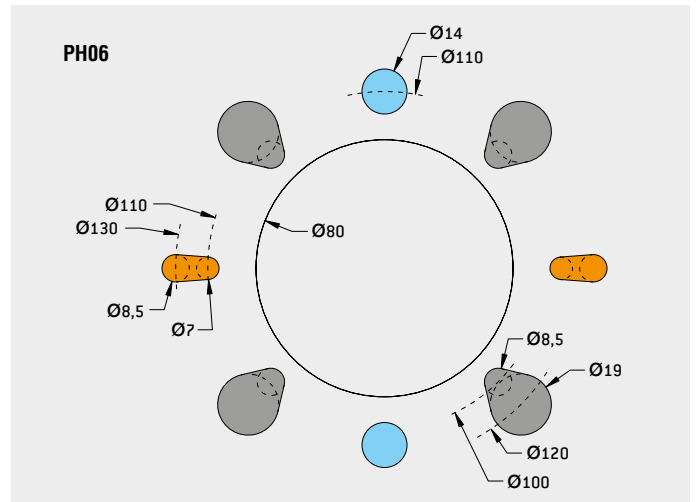
Per macchine: / For machines: / Für Maschinen:
BIESSE



Per macchine: / For machines: / Für Maschinen:
GIBEN - EUROMAC



Per macchine: / For machines: / Für Maschinen:
HOLZMA



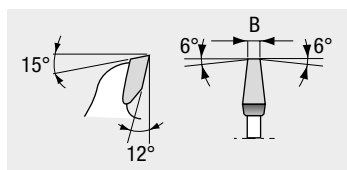
Per macchine: / For machines: / Für Maschinen:
GABBIANI - SELCO



IMPIEGO: Lame utilizzabili in complemento alle lame sezionatrici per evitare scheggiature nella parte inferiore del materiale lavorato. Questo tipo di lama viene utilizzato su quelle macchine che hanno la possibilità di regolare in altezza l'albero sul quale vengono montate.

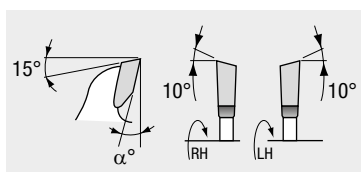
USE: These scoring blades are used together with panel sizing circular saw blades to avoid underside splintering. This type of scoring blade is used on machines with adjustable arbor.

ANWENDUNG: Vorritzsägeblatt für den Einsatz auf Plattenaufteilsägen zum Vermeiden von Kantenausbrüchen auf der Werkstück-Unterseite. Für Maschinen mit Höhenverstellung der Antriebswelle geeignet.



I07								
Ø D [mm]	B [mm]	b [mm]	Ø d [mm]	Z	TYPE	Art. Nr.		€
80	3,1 - 4,3	2,2	20	12	CON	I0708031012A		
100	3,1 - 4,3	2,8	20	18	CON	I0710031018A		
110	3,1 - 4,3	2,8	20	20	CON	I0711031020A		
120	3,1 - 4,3	2,8	20	24	CON	I0712031024A	•	
120	4,3 - 5,5	3,2	20	24	CON	I0712043024A		
125	3,1 - 4,3	2,8	20	24	CON	I0712531024A		
125	4,3 - 5,5	3,2	20	24	CON	I0712543024A		
150	3,1 - 4,3	2,8	30	24	CON	I0715031024C		
150	4,3 - 5,5	3,2	30	24	CON	I0715043024C		
150	3,1 - 4,3	2,8	30	36	CON	I0715031036C		
150	4,3 - 5,5	3,2	30	36	CON	I0715043036C		
150	4,3 - 5,5	3,2	45	36	CON	I0715043036E		
160	4,3 - 5,5	3,2	30	36	CON	I0716043036C		
160	4,3 - 5,5	3,2	55	36	CON	I0716043036F		
180	4,3 - 5,5	3,2	20	36	CON	I0718043036A		
180	4,3 - 5,5	3,2	30	36	CON	I0718043036C		
180	4,3 - 5,5	3,2	45	36	CON	I0718043036E		
180	4,7-6,0	3,5	45	36	CON	I0718047036E		
200	4,3 - 5,5	3,2	20	36	CON	I0720043036A		
200	4,3 - 5,5	3,2	30	36	CON	I0720043036C		
200	4,3 - 5,5	3,2	45	36	CON	I0720043036E		
200	4,3 - 5,5	3,2	65	36	CON	I0720043036S		
200	4,3 - 5,5	3,2	80	36	CON	I0720043036I		
200	4,7 - 6,0	3,5	45	36	CON	I0720047036E		
215	4,3 - 5,5	3,2	50	42	CON	I0721543042X		
300	4,3 - 5,5	3,2	50	48	CON	I0730043048X		
300	4,3 - 5,5	3,2	65	72	CON	I0730043072S		

• Disponibile a magazzino / Ready from stock / Ab Lager lieferbar



IMPIEGO: Lame adatte per incidere pannelli truciolari, listellari, impiallaciato o con rivestimento plastico.

USE: Circular saw blades for scoring compressed wood or double faced laminated panels.

ANWENDUNG: Geeignet für Span-, Tschler- und Furnierplatten für Kunststoff und beschichtete Platten, einteilig re/li.

I05/I06							
Ø D [mm]	B [mm]	b [mm]	Ø d [mm]	Z	α	Art. Nr.	€
150	3,2	2,2	20	24	12°	I05/0615032024A	
150	3,2	2,2	30	24	12°	I05/0615032024C	
150	3,2	2,2	55	24	12°	I05/0615032024F	
150	3,2	2,2	20	36	10°	I05/0615032036A	•
150	3,2	2,2	30	36	10°	I05/0615032036C	
150	3,2	2,2	55	36	10°	I05/0615032036F	
150	3,2	2,2	55	48	8°	I05/0615032048F	
150	3,2	2,2	60	48	8°	I05/0615032048G	
160	3,2	2,2	20	36	10°	I05/0616032036A	
160	3,2	2,2	30	36	10°	I05/0616032036C	
170	3,2	2,2	20	36	10°	I05/0617032036A	
170	3,2	2,2	30	36	10°	I05/0617032036C	
180	3,2	2,2	40	30	12°	I05/0618032030J	
180	3,2	2,2	55	30	12°	I05/0618032030F	
180	3,2	2,2	60	30	12°	I05/0618032030G	
180	3,2	2,2	40	42	10°	I05/0618032042J	
180	3,2	2,2	55	42	10°	I05/0618032042F	
180	3,2	2,2	60	42	10°	I05/0618032042G	
180	3,2	2,2	40	56	8°	I05/0618032056J	
180	3,2	2,2	55	56	8°	I05/0618032056F	
180	3,2	2,2	60	56	8°	I05/0618032056G	
200	3,2	2,2	40	34	12°	I05/0620032034J	
200	3,2	2,2	55	34	12°	I05/0620032034F	
200	3,2	2,2	60	34	12°	I05/0620032034G	
200	3,2	2,2	40	48	10°	I05/0620032048J	
200	3,2	2,2	55	48	10°	I05/0620032048F	
200	3,2	2,2	60	48	10°	I05/0620032048G	
200	3,2	2,2	40	64	8°	I05/0620032064J	
200	3,2	2,2	55	64	8°	I05/0620032064F	
200	3,2	2,2	60	64	8°	I05/0620032064G	

• Disponibile a magazzino / Ready from stock / Ab Lager lieferbar

I05: Rotazione destra / Right hand rotation / Rechtslauf

I06: Rotazione sinistra / Left hand rotation / Linkslauf

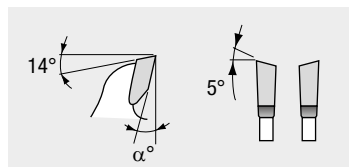




IMPIEGO: Lame utilizzabili in complemento alle lame sezionatrici per evitare scheggiature nella parte inferiore del materiale lavorato. Questo tipo di lama viene utilizzato su quelle macchine che non hanno la possibilità di regolare in altezza l'albero sul quale vengono montate.

USE: These scoring blades are used together with panel sizing circular saw blades to avoid underside splintering. This type of scoring blade is used on machines without adjustable arbor.

ANWENDUNG: Vorritzsägeblatt für den Einsatz auf Plattenaufteilsägen zum Vermeiden von Kantenausbrüchen auf der Werkstück-Unterseite. Für Maschinen ohne Höhenverstellung der Antriebswelle geeignet.

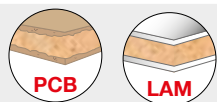


I20								
Ø D [mm]	B [mm]	Ø d [mm]	Z	TYPE	α	Art. Nr.		€ / Net
100	2,8-3,6	20	12+12	ATB	12°	I2010028024A	●	
100	2,8-3,6	22	12+12	ATB	12°	I2010028024B	●	
120	2,8-3,6	20	12+12	ATB	12°	I2012028024A	●	
120	2,8-3,6	22	12+12	ATB	12°	I2012028024B	●	
125	2,8-3,6	20	12+12	ATB	12°	I2012528024A	●	
125	2,8-3,6	22	12+12	ATB	12°	I2012528024B	●	

● Disponibile a magazzino / Ready from stock / Ab Lager lieferbar

Quantità minima d'ordine: 10 pz per tipo / **Minimum quantity order: 10 pcs/each** / Mindest bestellmengen: 10 Stück / pro

Metallo duro / Carbide Grade / Hartmetall: ISO K05 - HV10=1950

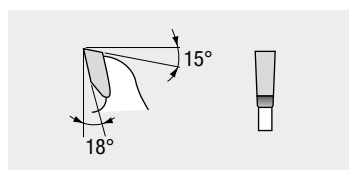


LAME TCT PER INCASTRI GROOVING TCT SAW BLADES HM NUTKREISSÄGEBLATT MECH. VORSCHUB

IMPIEGO: Lame adatte per l'esecuzione di incastri o per tagli longitudinali di legni teneri.


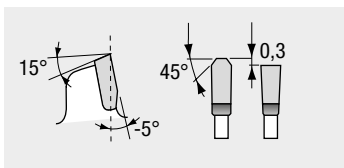
USE: Circular saw blades for longitudinal grain grooving of soft wood.

ANWENDUNG: Geeignet zum Nuten un Schlitzen in Hölzern aller Art.



N02							
Ø D [mm]	B [mm]	b [mm]	Ø d [mm]	Z	TYPE	Art. Nr.	€
125	2,0	1,4	30	12	FLAT	N0212520012	
125	3,0	2,0	30	12	FLAT	N0212530012	
125	4,0	2,8	30	12	FLAT	N0212540012	
125	5,0	3,5	30	12	FLAT	N0212550012	
125	6,0	3,5	30	12	FLAT	N0212560012	
150	2,0	1,4	30	18	FLAT	N0215020018	
150	3,0	2,0	30	18	FLAT	N0215030018	
150	4,0	2,8	30	18	FLAT	N0215040018	
150	5,0	3,5	30	18	FLAT	N0215050018	
150	6,0	3,5	30	18	FLAT	N0215060018	
150	8,0	6,0	30	18	FLAT	N0215080018	
150	10,0	8,0	30	18	FLAT	N0215010018	
180	4,0	2,8	30	18	FLAT	N0218040018	
180	5,0	3,5	30	18	FLAT	N0218050018	
180	6,0	3,5	30	18	FLAT	N0218060018	
180	8,0	6,0	30	18	FLAT	N0218080018	
180	10,0	8,0	30	18	FLAT	N0218010018	





IMPIEGO: Lame adatte per il taglio di profilati in alluminio e/o metalli non ferrosi.

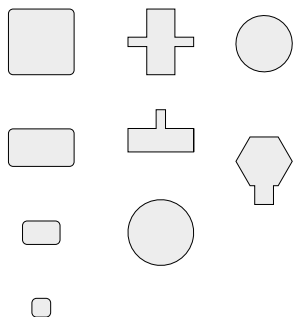
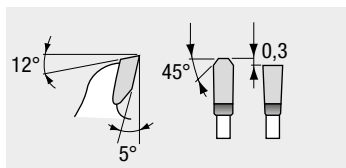
USE: Circular saw blades for cutting aluminium and non-ferrous profiles.

ANWENDUNG: Geeignet für Alu-Profile und NE-Metalle.

HMN								
Ø D [mm]	B [mm]	b [mm]	Ø d [mm]	PH	Z	TYPE	Art. Nr.	€
250	3,4	2,6	30	2/11/63	60	TCG	HMN25034HFT060S	
250	3,4	2,6	32	2/11/63	60	TCG	HMN250343FT060S	
250	3,4	2,6	30	2/11/63	80	TCG	HMN25034HFT080S	•
250	3,4	2,6	32	2/11/63	80	TCG	HMN250343FT080S	•
300	3,4	2,6	30	2/11/63	72	TCG	HMN30034HFT072S	
300	3,4	2,6	32	2/11/63	72	TCG	HMN300343FT072S	
300	3,4	2,6	30	2/11/63	96	TCG	HMN30034HFT096S	•
300	3,4	2,6	32	2/11/63	96	TCG	HMN300343FT096S	•
350	3,4	2,6	30	2/11/63	84	TCG	HMN35034HFT084S	
350	3,4	2,6	32	2/11/63	84	TCG	HMN350343FT084S	
350	3,4	2,6	30	2/11/63	108	TCG	HMN35034HFT108S	•
350	3,4	2,6	32	2/11/63	108	TCG	HMN350343FT108S	•
400	4,0	3,2	30	2/11/63	96	TCG	HMN40040HFT096S	
400	4,0	3,2	32	2/11/63	96	TCG	HMN400403FT096S	•
400	4,0	3,2	30	2/11/63	108	TCG	HMN40040HFT108S	
400	4,0	3,2	32	2/11/63	108	TCG	HMN400403FT108S	
400	4,0	3,2	30	2/11/63	120	TCG	HMN40040HFT120S	
400	4,0	3,2	32	2/11/63	120	TCG	HMN400403FT120S	•
450	4,0	3,2	30	2/11/63	108	TCG	HMN45040HFT108S	
450	4,0	3,2	32	2/11/63	108	TCG	HMN450403FT108S	•
450	4,0	3,2	30	2/11/63	128	TCG	HMN45040HFT128S	
450	4,0	3,2	32	2/11/63	128	TCG	HMN450403FT128S	
500	4,6	3,6	30	2/11/63	120	TCG	HMN50046HFT120S	•
500	4,6	3,6	32	2/11/63	120	TCG	HMN500463FT120S	•
500	4,6	3,6	30	2/11/63	140	TCG	HMN50046HFT140S	
550	4,6	3,6	30	2/11/63	140	TCG	HMN55046HFT140S	

• Disponibile a magazzino / Ready from stock / Ab Lager lieferbar



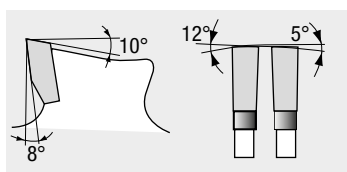


IMPIEGO: Lame per il taglio di sezioni piene in alluminio e/o altri metalli non ferrosi.

USE: Circular saw blades for cutting full sections in aluminium or non-ferrous solid materials.

ANWENDUNG: Geeignet für NE-Metalle, Vollmaterial.

HMP								
Ø D [mm]	B [mm]	b [mm]	Ø d [mm]	PH	Z	TYPE	Art. Nr.	€
250	3,4	2,6	30,00	2/11/63	60	TCG	HMP25034HFT060S	
250	3,4	2,6	32,00	2/11/63	60	TCG	HMP250343FT060S	
250	3,4	2,6	30,00	2/11/63	80	TCG	HMP25034HFT080S	
250	3,4	2,6	32,00	2/11/63	80	TCG	HMP250343FT080S	
300	3,4	2,6	30,00	2/11/63	72	TCG	HMP30034HFT072S	
300	3,4	2,6	32,00	2/11/63	72	TCG	HMP300343FT072S	
300	3,4	2,6	30,00	2/11/63	96	TCG	HMP30034HFT096S	
300	3,4	2,6	32,00	2/11/63	96	TCG	HMP300343FT096S	
350	3,4	2,6	30,00	2/11/63	84	TCG	HMP35034HFT084S	
350	3,4	2,6	32,00	2/11/63	84	TCG	HMP350343FT084S	
350	3,4	2,6	30,00	2/11/63	108	TCG	HMP35034HFT108S	
350	3,4	2,6	32,00	2/11/63	108	TCG	HMP350343FT108S	
400	4,0	3,2	30,00	2/11/63	96	TCG	HMP40040HFT096S	
400	4,0	3,2	32,00	2/11/63	96	TCG	HMP400403FT096S	
400	4,0	3,2	30,00	2/11/63	108	TCG	HMP40040HFT108S	
400	4,0	3,2	32,00	2/11/63	108	TCG	HMP400403FT108S	
400	4,0	3,2	30,00	2/11/63	120	TCG	HMP40040HFT120S	
400	4,0	3,2	32,00	2/11/63	120	TCG	HMP400403FT120S	
450	4,0	3,2	30,00	2/11/63	108	TCG	HMP45040HFT108S	
450	4,0	3,2	32,00	2/11/63	108	TCG	HMP450403FT108S	
450	4,0	3,2	30,00	2/11/63	128	TCG	HMP45040HFT128S	
450	4,0	3,2	32,00	2/11/63	128	TCG	HMP450403FT128S	
500	4,6	3,6	30,00	2/11/63	120	TCG	HMP50046HFT120S	
500	4,6	3,6	32,00	2/11/63	120	TCG	HMP500463FT120S	
500	4,6	3,6	30,00	2/11/63	140	TCG	HMP50046HFT140S	
550	4,6	3,6	30,00	2/11/63	120	TCG	HMP55046HFT120S	
550	4,6	3,6	30,00	2/11/63	140	TCG	HMP55046HFT140S	



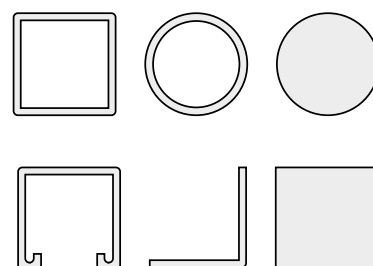
IMPIEGO: Lame per il taglio a secco di acciaio e metalli ferrosi. Non indicate per il taglio di acciaio inox.

USE: Circular saw blades for dry cutting steel and other ferrous materials. Not suitable for cutting stainless steel.

ANWENDUNG: Geeignet zum Schneiden von Stahl und weichem Eisen auf DRY -CUTTER Maschinen.
Nicht geeignet zum Schneiden von Edelstahl.

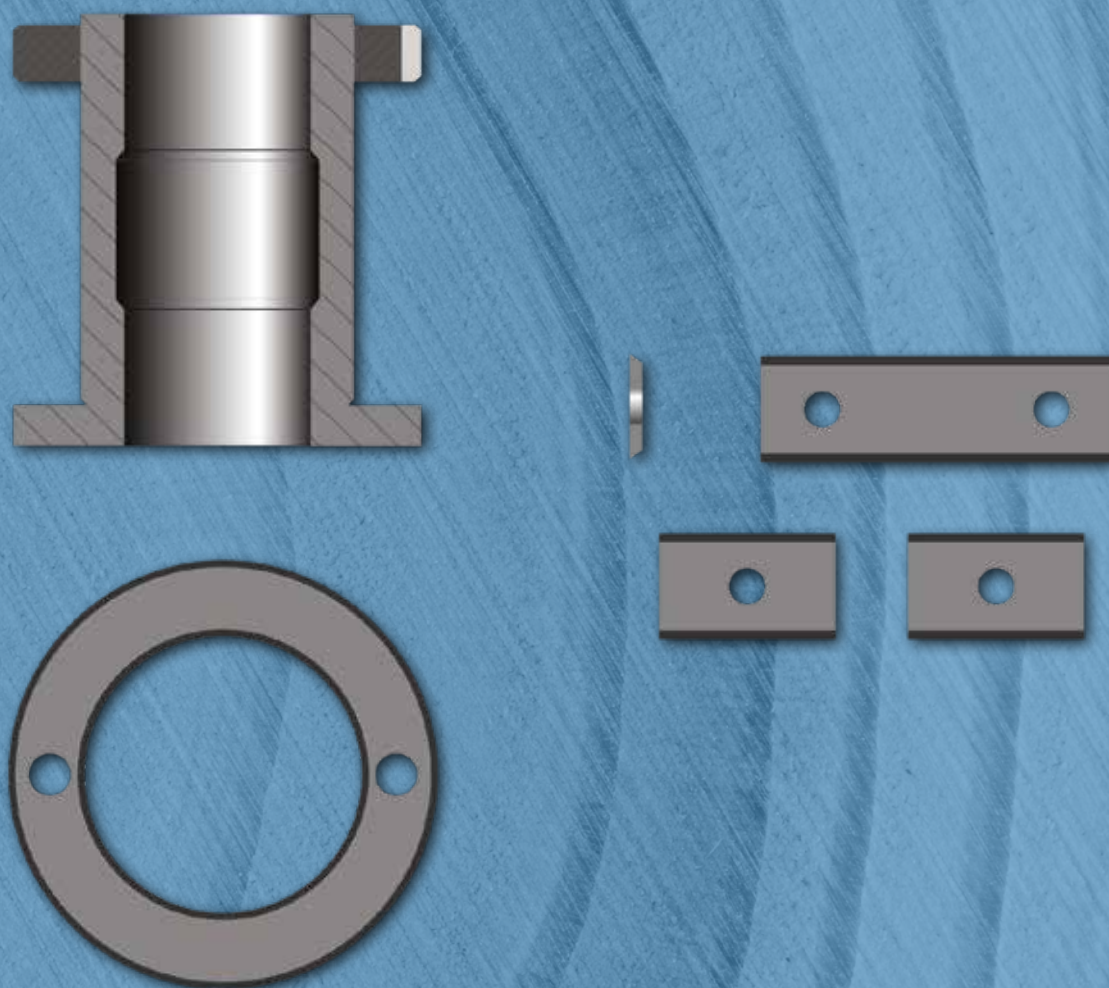
HMD								
Ø D [mm]	B [mm]	b [mm]	Ø d [mm]	Z	TYPE	Art. Nr.		€
150	2,20	1,60	20	26	WWF	HMD15022EAE026S		
160	2,20	1,60	20	28	WWF	HMD16022EAE028S		
180	2,20	1,60	30	32	WWF	HMD18022HAE032S		
190	2,20	1,60	30	32	WWF	HMD19022HAE032S		
200	2,20	1,60	30	34	WWF	HMD20022HAE034S		
216	2,20	1,60	30	36	WWF	HMD21622HAE036S		
230	2,20	1,80	30	44	WWF	HMD23022HAE044S	•	
270	2,40	1,80	30	60	WWF	HMD27024HAE060S		
300	2,40	1,80	30	60	WWF	HMD30024HAE060S		
300	2,40	1,80	30	80	WWF	HMD30024HAE080S		
305	2,20	1,80	25,4	60	WWF	HMD30522GAE060S	•	
305	2,20	1,80	25,4	80	WWF	HMD30522GAE080S	•	
350	2,50	2,00	30	70	WWF	HMD35025HAE070S		
355	2,40	2,00	25,4	72	WWF	HMD35524GAE072S	•	
355	2,40	2,00	25,4	90	WWF	HMD35524GAE090S	•	

• Disponibile a magazzino / Ready from stock / Ab Lager lieferbar

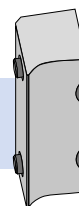
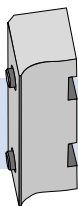




YOUR STORIES, OUR BLADES

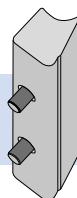


RICAMBI
SPARE PARTS
ERSATZTEILE



Art. nr.	Dim. / Dim. / Abm. [mm]	Nr. pz.		€/pcs.
302504	9	2		
302602	10	2	•	
302801	7	2	•	
303005	78	2	•	
303009	58	2	•	
303018	57	2	•	
303039	17	2		
303040	17	2		
340002	11	2	•	
340006	15	2	•	
340011	48	2	•	
340013	16	2	•	
340014	54	2	•	
340016	39	2	•	
340018	23	2	•	
340019	23	2	•	
340020	27	2	•	
340024	17	2	•	
340025	22	2	•	
340029	41	2	•	
340030	42	2	•	
340032	42	2	•	
340041	58	2	•	
341002	11	2	•	
350004	11	2	•	
350005	16	2	•	
350007	26	2	•	
350008	36	2	•	

Art. nr.	Dim. / Dim. / Abm. [mm]	Nr. pz.		€/pcs.
350009	46	2	•	
350010	54	2	•	
350017	14	2		
350018	94	2	•	
350020	27	2	•	
350021	6,8	2	•	
350022	7,6	2	•	
350023	9	2	•	
350024	17,6	2	•	
350025	17,6	2	•	
350026	22,6	2	•	
350028	27	2	•	
350030	27	2	•	
350034	46	2	•	
350045	23	2	•	
350051	26	2	•	
350053	16	2	•	
350054	26	2	•	
350055	16	2	•	
350056	55	2	•	
350060	36	2	•	
350063	26	2	•	
350064	11	2	•	
350065	11	2	•	
350074	31	2	•	
350075	31	2	•	
350082	16,5	2		
350086	13	2	•	
350088	40	2	•	



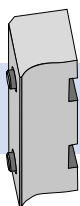
Art. nr.	Dim. / Dim. / Abm. [mm]	Nr. pz.		€/pcs.
371001	78	2	•	
371002	98	2		
371003	118	2		
371004	128	2	•	
371005	138	2		
371006	148	2		
371007	168	2		
371008	178	2		

Art. nr.	Dim. / Dim. / Abm. [mm]	Nr. pz.		€/pcs.
371009	188	2	•	
371011	228	2	•	
371012	238	2		
371013	218	2		
371014	153	2		
371015	248	2		

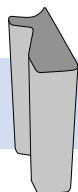


Art. nr.	Dim. / Dim. / Abm. [mm]	Nr. pz.	€/pcs.
311003	40	2	
311004	50	2	
311005	60	2	
311007	80	2	
311009	100	2	
311011	120	2	
311012	130	2	
311014	140	2	
311015	160	2	

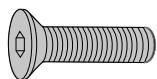
Art. nr.	Dim. / Dim. / Abm. [mm]	Nr. pz.	€/pcs.
311016	170	2	
311017	180	2	
311018	190	2	
311020	200	2	
311022	230	2	
311023	240	2	
311024	250	2	
311025	260	2	
311030	310	2	



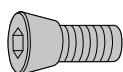
Art. nr.	Dim. / Dim. / Abm. [mm]	Nr. pz.	€/pcs.
308801	28 x 15 x 8	2	
307501	38 x 12 x 6	2	



Art. nr.	Dim. / Dim. / Abm. [mm]	Nr. pz./pc./St.	€/pcs.
312001	60	2	
312002	80	2	
312003	100	2	
312004	130	2	
312005	150	2	
312006	180	2	
312007	200	2	
312008	230	2	
313001	40	2	
313002	60	2	
313003	80	2	
313004	100	2	
313005	130	2	
313006	150	2	
313008	180	2	
313009	200	2	
313010	230	2	



Art. nr.	Dim. / Dim. / Abm. [mm]	Nr. pz.		3,10€/pcs.
501203	M5 x 10	10	•	
500201	M6 x 12	10	•	
500202	M6 x 16	10	•	
500203	M6 x 19	10	•	
500205	M6 x 15	10	•	
500206	M6 x 19	10	•	
500207	M6 x 21	10		
500208	M6 x 17	10	•	
500209	M6 x 15	10	•	
500210	M6 x 10	10	•	
500211	M6 x 14,5	10	•	
500215	M5 x 7	10	•	
500216	M5 x 13	10	•	
500602	M4 x 8	10	•	
500603	M4 x 12	10	•	
500604	M5 x 10	10	•	
500605	M6 x 16	10	•	
500607	M5 x 16	10	•	
500609	M4 x 10	10	•	
500701	M8 x 20	10	•	



Art. nr.	Dim. / Dim. / Abm. [mm]	Nr. pz.		€/pcs.
502401	M7 x 26	10	•	
502402	M7 x 21	10	•	
502403	M5 x 18	10	•	
502404	M7 x 19	10	•	
502405	M7 x 17	10	•	



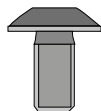
Art. nr.	Dim. / Dim. / Abm. [mm]	Nr. pz.		€/pcs.
501701	M5 x 10	10	•	
502901	M8 x 25	10	•	
508801	M8 x 10	10		
501305	M10 x 20	10	•	
501308	M8 x 16	10	•	
501309	M10 x 25	10	•	
501310	M10 x 8	10	•	
501311	M10 x 10	10	•	
501313	M4 x 16	10	•	
501315	M6 x 25	10	•	
501316	M6 x 20	10	•	
501317	M8 x 8	10	•	
501318	M8 x 14	10	•	
501320	M10 x 16	10	•	
501321	M4 x 14	10	•	
501503	M4 x 25	10	•	
501505	M3 x 16	10	•	



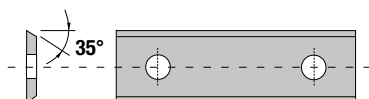
Art. nr.	Dim. / Dim. / Abm. [mm]	Nr. pz.		€/pcs.
501401	M6 x 12	10	•	
501402	M6 x 10	10	•	
501403	M8 x 16	10	•	
501404	M8 x 20	10	•	
501405	M10 x 16	10	•	
501406	M6 x 16	10	•	
501409	M10 x 20	10	•	
501410	M8 x 25	10	•	
501411	M12 x 20	10	•	
501414	M6 x 8	10	•	
501416	M10 x 25	10	•	
501420	M10 x 20	10		
501430	M10 x 20	10		
507501	M6 x 8	10		



Art. nr.	Dim. / Dim. / Abm. [mm]	Nr. pz.		€/pcs.
500001	M5 x 10	10	•	
500002	M5 x 7	10	•	
500003	M5 x 14	10	•	
500004	M5 x 5,1	10	•	
500005	M5 x 10	10	•	
500401	M4 x 3,2	10	•	
500402	M4 x 4	10	•	
507702	M5 x 7	10		
507902	M5 x 6,5	10		
508102	M5 x 6,5	10		
507901	M5 x 12,5	10		
508001	M5 x 12,5	10		
508002	M4 x 8,3	10		
508101	M5 x 12,5	10		






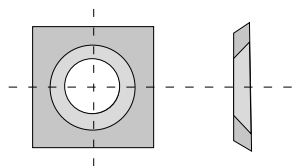
Art. nr.	Dim. / Dim. / Abm. [mm]	Diametro Diameter Durchmesser	Nr. pz.		€/pcs.
502301	M4 x 6	Ø 7,6	10	•	
502302	M4 x 10	Ø 7,6	10	•	
502303	M4 x 12	Ø 7,6	10	•	
502305	M4 x 8	Ø 9	10	•	
502306	M4 x 6	Ø 9	10	•	
502307	M4 x 6	Ø 7	10	•	
502310	M3,5 x 4,8	Ø 6	10	•	
507101	M3,5 x 4	Ø 9	10		
507701	M4 x 8	Ø 9	10		
507801	M5 x 10,2	Ø 10,5	10		
508201	M3,5 x 6,5	Ø 6	10		
508202	M3,5 x 6,2	Ø 9	10		
508401	M4 x 8,3	Ø 9	10		
508802	M3,5 x 10	Ø 7,5	10		
508803	M4 x 8,3	Ø 7,5	10		
509501	M8 x 16	-	10		



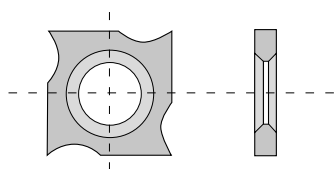
Art. nr.	Dim. / Dim. / Abm. [mm]	Nr. pz.		€/pcs.
600001	7,65 x 12 x 1,5	10	•	
600002	12 x 12 x 1,5	10	•	
600003	15 x 12 x 1,5	10	•	
600004	20 x 12 x 1,5	10	•	
600005	30 x 12 x 1,5	10	•	
600006	50 x 12 x 1,5	10	•	
600007	60 x 12 x 1,5	10	•	
600008	80 x 13 x 2,2	10	•	
600009	100 x 13 x 2,2	10	•	
600010	120 x 13 x 2,2	10	•	
600011	40 x 12 x 1,5	10	•	
600012	9,6 x 12 x 1,5	10	•	
600013	11,6 x 12 x 1,5	10	•	
607101	29,5 x 12 x 1,5	10		
607102	50 x 12 x 1,7	10		
608201	29 x 12 x 1,5	10		
608202	29 x 12 x 1,5	10		
608203	49 x 12 x 1,5	10		
608204	49 x 12 x 1,5	10		

COLTELLI SAGOMATI HM
HM PROFILED KNIVES
HW PROFILMESSERN

	Art. nr.	Dim. / Dim. / Abm. [mm]	Raggio / Radius / Ray [mm]	Nr. pz.		€/pcs.
	601801	20 x 29 x 2	R 3	10	•	
	601803	20 x 29 x 2	R 4	10	•	
	601805	20 x 29 x 2	R 5	10	•	
	601807	20 x 29 x 2	R 6	10	•	
	601809	20 x 29 x 2	R 8	10	•	
	601811	20 x 29 x 2	R 10	10	•	
	601802	20 x 29 x 2	R 3	10	•	
	601804	20 x 29 x 2	R 4	10	•	
	601806	20 x 29 x 2	R 5	10	•	
	601808	20 x 29 x 2	R 6	10	•	
	601810	20 x 29 x 2	R 8	10	•	
	601812	20 x 29 x 2	R 10	10	•	
	601815	20 x 29 x 2	$\alpha = 45^\circ$	10	•	
	601816	20 x 29 x 2	$\alpha = 45^\circ$	10	•	

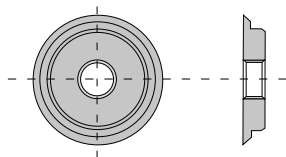


Art. nr.	Dim. / Dim. / Abm. [mm]	Nr. pz.		€/pcs.
600201	14 x 14 x 2	10	•	
600202	14 x 14 x 1,2	10	•	
600204	14 x 14 x 1,7	10	•	
600205	22 x 19 x 2	10	•	
600207	15 x 15 x 2,5	10	•	
600208	17,14 x 17,14 x 2	10	•	
600209	17,14 x 17,14 x 2	10	•	
607801	14,3 x 14,3 x 2,8	10		

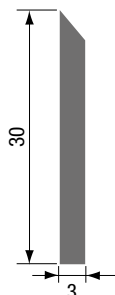


Art. nr.	Dim. / Dim. / Abm. [mm]	Nr. pz.		€/pcs.
600301	18 x 18 x 1,95	10	•	
600302	18 x 18 x 2,45	10	•	
600303	18 x 18 x 2,95	10	•	

GHIERE FILETTATE
THREADED RING
MUTTERN



Art. nr.	Dim. / Dim. / Abm. [mm]	Nr. pz.		€/pcs.
501001	10 x 1,65	10	•	
501002	10 x 2,1	10	•	
501101	12 x 1,7	10	•	
501102	12 x 2,2	10	•	

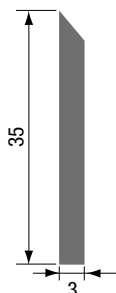


Altezza del coltello
Knife height
Messerhöhe:

30 mm

CT010SS HSS				
Art. Nr.	L [mm]	Nr. pz.		€/pcs.
CT010SS01	60	2	•	
CT010SS02	80	2	•	
CT010SS03	100	2	•	
CT010SS04	120	2	•	
CT010SS05	130	2	•	
CT010SS06	140	2		
CT010SS07	150	2	•	
CT010SS08	160	2		
CT010SS09	170	2		
CT010SS10	180	2	•	
CT010SS11	190	2	•	
CT010SS12	200	2		
CT010SS30	210	2		
CT010SS13	230	2	•	
CT010SS31	240	2		
CT010SS14	250	2		
CT010SS35	260	2		
CT010SS15	300	2	•	
CT010SS37	310	2		
CT010SS16	350	2	•	
CT010SS17	400	2		
CT010SS18	410	2		
CT010SS19	500	2		
CT010SS20	510	2	•	
CT010SS21	520	2	•	
CT010SS22	530	2		
CT010SS23	600	2		
CT010SS24	610	2	•	
CT010SS25	630	2		
CT010SS26	640	2		
CT010SS27	710	2		
CT010SS28	810	2		
CT010SS29	1050	2		
CT010SS39	1080	2	•	

CT040M HM				
Art. Nr.	L [mm]	Nr. pz.		€/pcs.
CT040M01	60	2		
CT040M02	80	2		
CT040M03	100	2		
CT040M04	120	2		
CT040M05	130	2		
CT040M06	140	2		
CT040M07	150	2		
CT040M08	160	2		
CT040M09	170	2		
CT040M10	180	2		
CT040M11	190	2		
CT040M12	200	2		
CT040M30	210	2		
CT040M13	230	2		
CT040M31	240	2		
CT040M14	250	2		
CT040M35	260	2		
CT040M15	300	2		
CT040M37	310	2		
CT040M16	350	2		
CT040M17	400	2		
CT040M18	410	2		
CT040M19	500	2		
CT040M20	510	2		
CT040M21	520	2		
CT040M22	530	2		
CT040M23	600	2		
CT040M24	610	2		
CT040M25	630	2		
CT040M26	640	2		
CT040M27	710	2		
CT040M28	810	2		
CT040M29	1010	2		
CT040M39	1050	2		

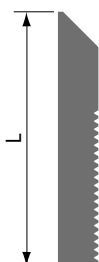


Altezza del coltello
Knife height
Messerhöhe:

35 mm

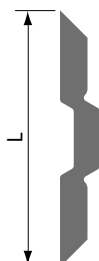
CP010SS HSS				
Art. Nr.	L [mm]	Nr. pz.		€/pcs.
CP010SS01	150	2		
CP010SS02	160	2		
CP010SS03	180	2		
CP010SS04	200	2		
CP010SS05	210	2		
CP010SS06	230	2		
CP010SS29	240	2		
CP010SS07	250	2		
CP010SS08	260	2		
CP010SS09	300	2		
CP010SS10	310	2		
CP010SS11	350	2		
CP010SS12	400	2	•	
CP010SS13	410	2	•	
CP010SS14	450	2		
CP010SS15	460	2		
CP010SS16	500	2	•	
CP010SS17	510	2	•	
CP010SS18	520	2	•	
CP010SS19	530	2	•	
CP010SS20	550	2		
CP010SS21	600	2		
CP010SS22	610	2		
CP010SS23	630	2	•	
CP010SS24	640	2		
CP010SS25	680	2		
CP010SS26	710	2		
CP010SS27	810	2		
CP010SS28	1050	2		
CP010SS38	1080	2	•	

CP040M HM				
Art. Nr.	L [mm]	Nr. pz.		€/pcs.
CP040M01	150	2		
CP040M02	160	2		
CP040M03	180	2		
CP040M04	200	2		
CP040M05	210	2		
CP040M06	230	2		
CP040M29	240	2		
CP040M07	250	2		
CP040M08	260	2		
CP040M09	300	2		
CP040M10	310	2		
CP040M11	350	2		
CP040M12	400	2		
CP040M13	410	2		
CP040M14	450	2		
CP040M15	460	2		
CP040M16	500	2		
CP040M17	510	2		
CP040M18	520	2		
CP040M19	530	2		
CP040M20	550	2		
CP040M21	600	2		
CP040M22	610	2		
CP040M23	630	2		
CP040M24	640	2		
CP040M25	680	2		
CP040M26	710	2		
CP040M27	810	2		
CP040M28	1010	2		
CP040M38	1050	2		



Art. Nr.	L [mm]	Nr. pz.		€/pcs.
CT050S01	50	20		
CT050S02	50	20		
CT050S03	50	20		
CT050S04	50	20		
CT050S05	50	20		
CT050S06	50	20		
CT050S07	50	20		
CT050S08	50	20		
CT050S09	50	20		
CT050S10	50	20		
CT050S11	50	-	•	
CT050S12	60	20		
CT050S13	60	20		
CT050S14	60	20		
CT050S15	60	20		
CT050S16	60	20		
CT050S17	60	20		
CT050S18	60	20		
CT050S19	60	20		
CT050S20	60	20		
CT050S21	60	20		
CT050S22	60	-	•	
CT050S23	70	20		
CT050S24	70	20		
CT050S25	70	20		
CT050S26	70	20		
CT050S27	70	20		
CT050S28	70	20		
CT050S29	70	20		
CT050S30	70	20		
CT050S31	70	20		
CT050S32	70	20		
CT050S33	70	20		
CT050S34	70	-	•	

COLTELLI PIALLA "PLANNEX"
"PLANNEX" PLANING KNIVES
"PLANNEX" HOBELMESSER



HSS M42				
Art. Nr.	L [mm]	Nr. pz.		€/pcs.
CT080S21	60	20	•	
CT080S01	80	20	•	
CT080S02	100	20	•	
CT080S03	120	20	•	
CT080S04	130	20	•	
CT080S05	140	20	•	
CT080S06	150	20	•	
CT080S14	160	20	•	
CT080S07	170	20	•	
CT080S08	180	20	•	
CT080S09	190	20	•	
CT080S22	210	20	•	
CT080S10	220	20	•	
CT080S11	230	20	•	
CT080S12	240	20	•	
CT080S15	250	20	•	

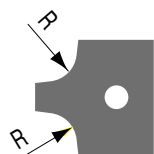
HM (su richiesta / on request / auf Anfrage)				
Art. Nr.	L [mm]	Nr. pz.		€/pcs.
CT080M21	60	20	•	
CT080M01	80	20	•	
CT080M02	100	20	•	
CT080M03	120	20	•	
CT080M04	130	20	•	
CT080M05	140	20	•	
CT080M06	150	20	•	
CT080M14	160	20	•	
CT080M07	170	20	•	
CT080M08	180	20	•	
CT080M09	190	20	•	
CT080M22	210	20	•	
CT080M10	220	20	•	
CT080M11	230	20	•	
CT080M12	240	20	•	
CT080M15	250	20	•	



Per / For / Für YS118AZM (pagina / page / seite 22)					
Art. nr.	Raggio / Radius / Ray [mm]	Dim. / Dim. / Abm. [mm]	Nr. pz.		€/pcs.
608001	R 2	20 x 21 x 2	2	•	
608003	R 3	20 x 21 x 2	2	•	
608005	R 4	20 x 21 x 2	2	•	
608007	R 5	20 x 21 x 2	2	•	
608009	R 6	20 x 21 x 2	2	•	

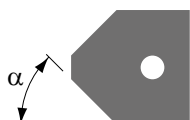


Per / For / Für YS118AZM (pagina / page / seite 22)					
Art. nr.	Raggio / Radius / Ray [mm]	Dim. / Dim. / Abm. [mm]	Nr. pz.		€/pcs.
608002	R 2	20 x 21 x 2	2	•	
608004	R 3	20 x 21 x 2	2	•	
608006	R 4	20 x 21 x 2	2	•	
608008	R 5	20 x 21 x 2	2	•	
608010	R 6	20 x 21 x 2	2	•	



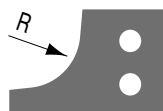
Per / For / Für YS118AZM (pagina / page / seite 22)					
Art. nr.	Raggio / Radius / Ray [mm]		Nr. pz.		€/pcs.
608012	R 2		2		
608013	R 3		2		
608014	R 4		2		
608015	R 5		2		
608016	R 6		2		

Per / For / Für TH34FM (pagina / page / seite 93)					
Art. nr.	Raggio / Radius / Ray [mm]		Nr. pz./pc./St.		€/pcs.
602017	R 2		2	•	
602019	R 3		2	•	
602021	R 4		2	•	
602023	R 5		2	•	
602025	R 6		2	•	

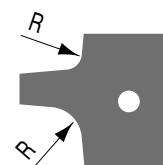


Per / For / Für YS118AZM (pagina / page / seite 22)					
Art. nr.	α		Nr. pz.		€/pcs.
608011	45°		2		

Per / For / Für TH34FM (pagina / page / seite 93)					
Art. nr.	α		Nr. pz.		€/pcs.
602026	45°		2	•	

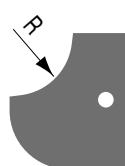


Per / For / Für TH70TM (pagina / page / seite 23)					
Art. nr.	Raggio / Radius / Ray [mm]	Dim. / Dim. / Abm. [mm]	Nr. pz.		€/pcs.
601451	R 3	20 x 24 x 2	2	•	
601452	R 4	20 x 24 x 2	2	•	
601453	R 5	20 x 24 x 2	2	•	
601454	R 6	20 x 24 x 2	2	•	
601455	R 8	20 x 24 x 2	2	•	
601456	R 10	20 x 24 x 2	2	•	
601457	R 12	30 x 34 x 2	2	•	
601458	R 15	30 x 34 x 2	2	•	
601459	R 18	30 x 34 x 2	2		
601460	R 20	30 x 34 x 2	2	•	

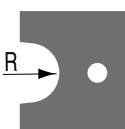


Per / For / Für YS107BZM - GS107BZM (pagina / page / seite 24 - 150)					
Art. nr.	Raggio / Radius / Ray [mm]	Dim. / Dim. / Abm. [mm]	Nr. pz.		€/pcs.
601409	R 5 / R 10	25 x 24,8 x 2	2	•	
601410	R 4 / R 8	25 x 24,8 x 2	2	•	
601411	R 3 / R 6	25 x 24,8 x 2	2	•	

Per / For / Für YS108BZM (pagina / page / seite 25)					
Art. nr.	Raggio / Radius / Ray [mm]	Dim. / Dim. / Abm. [mm]	Nr. pz.		€/pcs.
601412	R 15 / R 20	45 x 34,5 x 2	2	•	
601413	R 12 / R 18	45 x 34,5 x 2	2	•	



Per / For / Für YS105BZM (pagina / page / seite 26)					
Art. nr.	Raggio / Radius / Ray [mm]	Dim. / Dim. / Abm. [mm]	Nr. pz.		€/pcs.
601414	R 4	24,8 x 23 x 2	2		
601415	R 6	24,8 x 23,5 x 2	2	•	
601416	R 8	24,8 x 23,5 x 2	22	•	



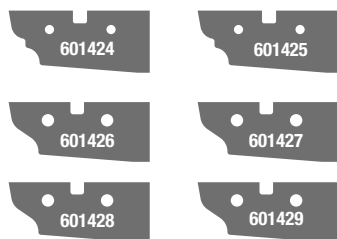
Per / For / Für YS104BZM (pagina / page / seite 27)					
Art. nr.	Raggio / Radius / Ray [mm]	Dim. / Dim. / Abm. [mm]	Nr. pz.		€/pcs.
601408	R 10	30 x 26,5 x 2	2		
601406	R 8	30 x 26,5 x 2	2		
601407	R 9	30 x 26,5 x 2	2		



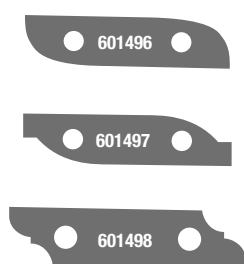
Per / For / Für TH48TM (pagina / page / seite 28)					
Art. nr.	Dim. / Dim. / Abm. [mm]	Nr. pz.			€/pcs.
601480	60 x 17 x 2	2	•		
601481	60 x 15,4 x 2	2	•		
601490	60 x 17 x 2	2	•		
601491	60 x 15,4 x 2	2	•		




Per / For / Für TH48TM (pagina / page / seite 28)					
Art. nr.	Dim. / Dim. / Abm. [mm]	Nr. pz.			€/pcs.
601482	19,3 x 27,5 x 2	2	•		
601483	19,3 x 27,5 x 2	2	•		
601484	19,3 x 27,5 x 2	2	•		
601485	19,3 x 27,5 x 2	2	•		
601492	19,3 x 27,5 x 2	2	•		
601493	19,3 x 27,5 x 2	2	•		
601494	19,3 x 27,5 x 2	2	•		
601495	19,3 x 27,5 x 2	2	•		



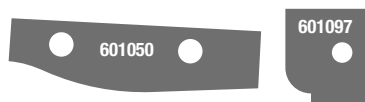
Per / For / Für YS149AZM (pagina / page / seite 31)				
Art. nr.	Dim. / Dim. / Abm. [mm]	Nr. pz.		€/pcs.
601424	52 x 25 x 2	2	•	
601425	52 x 25 x 2	2	•	
601426	52 x 25 x 2	2	•	
601427	52 x 25 x 2	2		
601428	52 x 25 x 2	2	•	
601429	52 x 25 x 2	2	•	



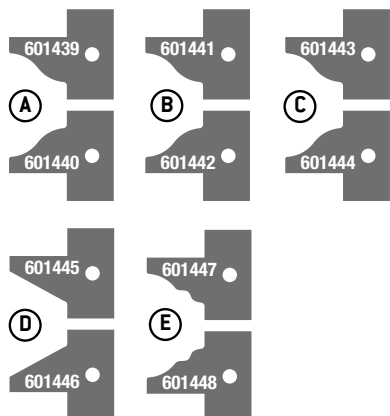
Per / For / Für YS119AZM (pagina / page / seite 33)				
Art. nr.	Dim. / Dim. / Abm. [mm]	Nr. pz.		€/pcs.
601496	50 x 12,5	2	•	
601497	50 x 12,5	2	•	
601498	50 x 12,5	2	•	



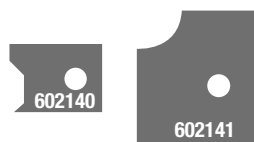
Per / For / Für YS101AZM - YS101BZM - YH102AAM (pagina / page / seite 34 - 36)				
Art. nr.	Dim. / Dim. / Abm. [mm]	Nr. pz.		€/pcs.
602075	40 x 25 x 2	2	•	
602076	40 x 25 x 2	2	•	
602077	40 x 25 x 2	2	•	
602078	40 x 25 x 2	2	•	



Per / For / Für YS101AZM - YS101BZM (pagina / page / seite 34)				
Art. nr.	Dim. / Dim. / Abm. [mm]	Nr. pz.		€/pcs.
601050	60 x 12 x 1,5	2	•	
601097	20 x 12 x 1,5	2	•	



Per / For / Für YS112AZM - YS112BZM - GS112AZM (pagina / page / seite 37 - 151)					
Art. nr.	Type	Dim. / Dim. / Abm. [mm]	Nr. pz.		€/pcs.
601439	A	25 x 29,8 x 2	2	•	
601440		25 x 29,8 x 2	2	•	
601441	B	25 x 29,8 x 2	2	•	
601442		25 x 29,8 x 2	2	•	
601443	C	25 x 29,8 x 2	2	•	
601444		25 x 29,8 x 2	2	•	
601445	D	25 x 29,8 x 2	2	•	
601446		25 x 29,8 x 2	2	•	
601447	E	25 x 29,8 x 2	2	•	
601448		25 x 29,8 x 2	2	•	




Per / For / Für TH20TM60 (pagina / page / seite 40)			
Art. nr.	Dim. / Dim. / Abm. [mm]	Nr. pz.	€/pcs.
602140	9,6 x 14,5 x 2	2	
602141	24,8 x 21 x 2	2	




Per / For / Für YS113AZM (pagina / page / seite 43)				
Art. nr.	Dim. / Dim. / Abm. [mm]	Nr. pz.		€/pcs.
601435	19,8 x 22 x 2	2	•	
601436	19,8 x 22 x 2	2	•	
601437	19,8 x 22 x 2	2		
601438	19,8 x 22 x 2	2		



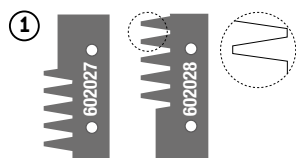
Per / For / Für YH133AAM - YH133BAM (pagina / page / seite 45)				
Art. nr.	Dim. / Dim. / Abm. [mm]	Nr. pz.		€/pcs.
601401	43 x 23 x 2	2	•	



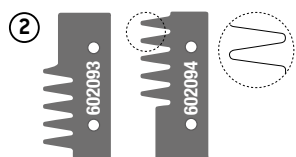
Per / For / Für TH24TM01 (pagina / page / seite 46)				
Art. nr.	Dim. / Dim. / Abm. [mm]	Nr. pz.		€/pcs.
602082	50 x 25 x 2	2	•	



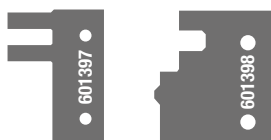
Per / For / Für YH152AAM - YH156AAM - GH152AAM - GH156AAM (pagina / page / seite 47 -152)				
Art. nr.	Dim. / Dim. / Abm. [mm]	Nr. pz.		€/pcs.
605002	50 x 19 x 2	2	•	
605004	60 x 24 x 2	3	•	



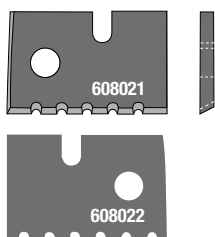
Per / For / Für SH95TM (pagina / page / seite 48)				
Art. nr.	Type	Dim. / Dim. / Abm. [mm]	Nr. pz.	€/pcs.
602027	1	50 x 22,5 x 2	2	•
602028	1	50 x 22,5 x 2	2	•
602093	2	50 x 22,5 x 2	2	•
602094	2	50 x 22,5 x 2	2	•



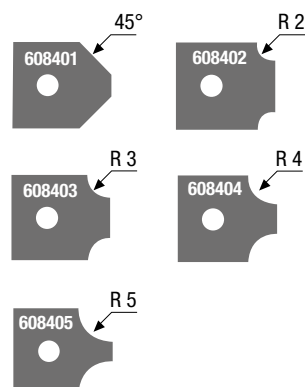
Per / For / Für SH04TM (pagina / page / seite 49)				
Art. nr.	Dim. / Dim. / Abm. [mm]	Nr. pz.		€/pcs.
601464	16 x 24,5 x 2	2	•	
601465	20 x 22 x 2	2	•	




Per / For / Für SH17TM50 (pagina / page / seite 50)				
Art. nr.	Dim. / Dim. / Abm. [mm]	Nr. pz.		€/pcs.
601397	45 x 29 x 2	2	•	
601398	35 x 27,4 x 2	2	•	



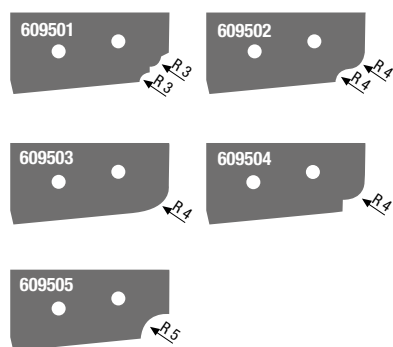
Per / For / Für PH80FM (pagina / page / seite 141)				
Art. nr.	Dim. / Dim. / Abm. [mm]	Nr. pz.		€/pcs.
608021	25 x 16 x 2	2		
608022	25 x 16 x 2	2		



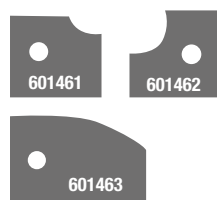
Per / For / Für PH80FM01 (pagina / page / seite 141)				
Art. nr.	Dim. / Dim. / Abm. [mm]	Raggio / Radius / Ray [mm]	Nr. pz.	€/pcs.
608401	16 x 18,5 x 2	$\alpha = 45^\circ$	2	
608402	16 x 18,5 x 2	R 2	2	
608403	16 x 18,5 x 2	R 3	2	
608404	16 x 18,5 x 2	R 4	2	
608405	16 x 18,5 x 2	R 5	2	



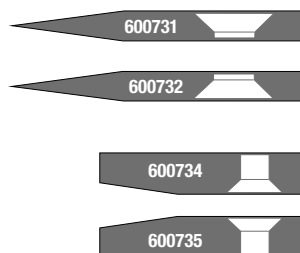
Per / For / Für PH88FM (pagina / page / seite 144-148)				
Art. nr.	Dim. / Dim. / Abm. [mm]	Type	Nr. pz.	€/pcs.
608801	30 x 25 x 2	①	2	
608802	15 x 25 x 2	②	2	
608803	25 x 25 x 2	③	2	
608804	25 x 25 x 2	③	2	
608805	25 x 25 x 2	③	2	
608806	25 x 25 x 2	③	2	
608807	25 x 25 x 2	③	2	
608808	25 x 25 x 2	③	2	
608809	15 x 25 x 2	②	2	
608810	25 x 25 x 2	③	2	
608811	25 x 25 x 2	③	2	
608812	25 x 25 x 2	③	2	
608813	25 x 25 x 2	③	2	
608814	25 x 25 x 2	③	2	
608815	25 x 25 x 2	③	2	



Per / For / Für PH95FM01 (pagina / page / seite 149)				
Art. nr.	Dim. / Dim. / Abm. [mm]	Raggio / Radius / Ray [mm]	Nr. pz.	€/pcs.
609501	65 x 25 x 2	R3	2	
609502	65 x 25 x 2	R4	2	
609503	65 x 25 x 2	R4	2	
609504	65 x 25 x 2	R4	2	
609505	65 x 25 x 2	R5	2	

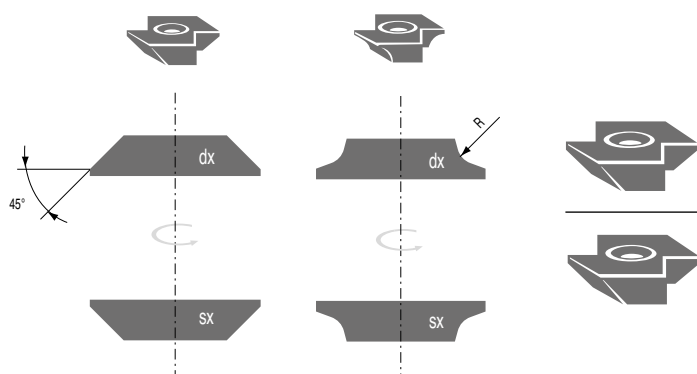


Per / For / Für TH20FM (pagina / page / seite 95)			
Art. nr.	Dim. / Dim. / Abm. [mm]	Nr. pz.	€/pcs.
601461	19,8 x 22 x 2	2	
601462	19,8 x 22 x 2	2	
601463	19,8 x 34 x 2	2	



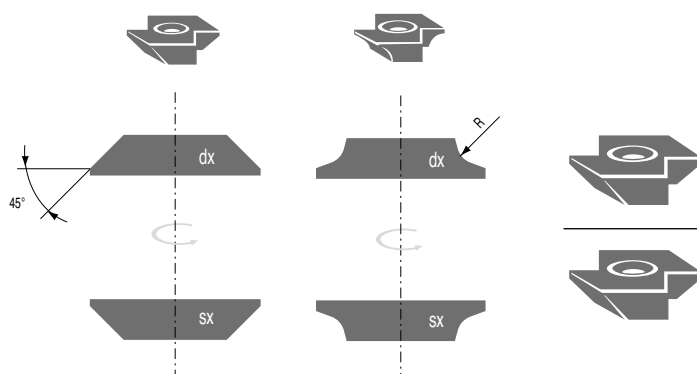
Per / For / Für TG25FM (pagina / page / seite 88)				
Art. nr.	Dim. / Dim. / Abm. [mm]			€/pcs.
600731	38 x 13 x 3,7	•		
600732	38 x 13 x 3,7	•		
600734	38 x 13 x 7,5	•		
600735	38 x 13 x 7,5	•		

SMUSSATORI - RAGGIATORI MEC HM
HM CHAMFER KNIVES - ROUNDING KNIVES MEC
HW FASEMESSER - RADIUSMESSER MEC



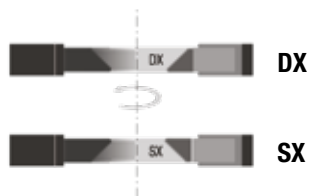
Art. nr.	Dim. / Dim. / Abm. [mm]	Nr. pz.		€/pcs.
600601	27 x 6 x 14 (dx) - 45°	2	•	
600602	27 x 6 x 14 (sx) - 45°	2	•	
600605	R = 1,5 (dx)	2	•	
600613	R = 2 (dx)	2	•	
600603	R = 3 (dx)	2	•	
600606	R = 1,5 (sx)	2	•	
600614	R = 2 (sx)	2	•	
600604	R = 3 (sx)	2	•	

SMUSSATORI - RAGGIATORI MAN HM
HM CHAMFER KNIVES - ROUNDING KNIVES MAN
HW FASEMESSER - RADIUSMESSER MAN



Art. nr.	Dim. / Dim. / Abm. [mm]	Nr. pz.		€/pcs.
600607	27 x 6 x 14 (dx) - 45°	2	•	
600608	27 x 6 x 14 (sx) - 45°	2	•	
600617	R = 1,5 (dx)	2	•	
600611	R = 2 (dx)	2	•	
600609	R = 3 (dx)	2	•	
600618	R = 1,5 (sx)	2	•	
600612	R = 2 (sx)	2	•	
600610	R = 3 (sx)	2	•	

Inserti con placchetta in HM riportata / Carbide tipped inserts / HW- bestückte Einsätze



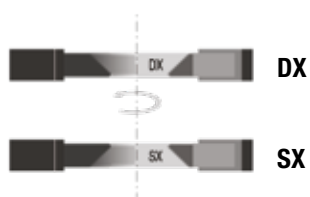
Art. nr.	Dim. / Dim. / Abm. [mm]	Nr. pz.		€/pcs.
600701	48 x 3 x 16 (dx)	2	•	
600702	48 x 3 x 16 (sx)	2	•	
600703	48 x 4 x 16 (dx)	2	•	
600704	48 x 4 x 16 (sx)	2	•	
600705	48 x 5 x 16 (dx)	2	•	
600706	48 x 5 x 16 (sx)	2	•	

Inserti integrali in HM / Solid carbide inserts / HW-massiv Einsätze

Art. nr.	Dim. / Dim. / Abm. [mm]	Nr. pz.		€/pcs.
600764	37 x 3 x 16 (dx)	2	•	
600765	37 x 3 x 16 (sx)	2	•	
600766	37 x 4 x 16	2	•	
600767	37 x 5 x 16	2	•	

INSERTI PER INCASTRI - MAN
GROOVING INSERTS - MAN
NUTMESSER - MAN

Inserti con placchetta in HM riportata / Carbide tipped inserts / HW- bestückte Einsätze



Art. nr.	Dim. / Dim. / Abm. [mm]	Nr. pz.		€/pcs.
600719	40 x 5 x 20 (dx)	2	•	
600720	40 x 5 x 20 (sx)	2	•	
600721	40 x 4 x 20 (dx)	2	•	
600722	40 x 4 x 20 (sx)	2	•	
600723	37,70 x 10,50 x 14 (dx)	2	•	
600724	29,70 x 10,50 x 14 (sx)	2	•	
600727	37,70 x 10,50 x 14 (dx)	2	•	
600728	29,70 x 10,50 x 14 (sx)	2	•	
600729	26,90 x 10,80 x 16 (dx)	2	•	

Inserti integrali in HM / Solid carbide inserts / HW-massiv Einsätze

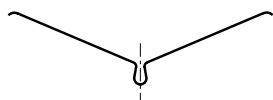
Art. nr.	Dim. / Dim. / Abm. [mm]	Nr. pz.		€/pcs.
600762	37 x 4 x 16	2	•	
600763	37 x 5 x 16	2	•	



Per / For / Für TAL2FM (pagina / page / seite 91)


Art. nr.	Z		Ø	Nr. pz.		€/pcs.
	n°	Mat.				
601107	8	HM	245	4	•	
601108	7	HM	295	6	•	
601109	8	HM	345	6	•	

MOLLE
SPRINGS
DRUCKFEDERN



Art. nr.	Dim. / Dim. / Abm. [mm]	Nr. pz.		€/pcs.
501601	20 x 55	10	•	
501602	36 x 95	10	•	
501605	6 x 16	10	•	

CHIAVI DI SERVIZIO
SERVICING KEYS
SCHLÜSSEL

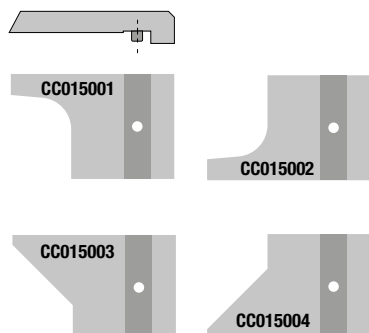


Art. nr.	Dim. / Dim. / Abm. [mm]	Nr. pz.		€/pcs.
400000	Esagonale 2	1	•	
400001	Esagonale 2,5	1	•	
400002	Esagonale 3	1	•	
400004	Esagonale 5	1		
400005	Esagonale 6	1	•	
400007	Esagonale 8	1	•	
400009	Esagonale 3	1	•	
400013	Esagonale 4	1	•	
400111	Esagonale 4	1	•	
400112	Esagonale 3	1	•	
400113	Esagonale 3	1	•	
400114	Esagonale 4	1	•	
400115	Esagonale 5	1	•	
400116	Esagonale 6	1	•	
400117	Esagonale 8	1	•	
400401	Torx 9	1	•	
400405	Torx 15	1	•	
400420	Torx 20	1	•	
400436	Torx 25	1	•	

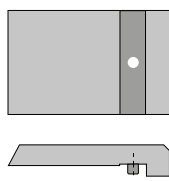


Art. nr.	Dim. / Dim. / Abm. [mm]	Nr. pz.		€/pcs.
400501	Ø 55	1	•	
400502	Ø 65	1	•	

CONTROCOLTELLI
BACKING PLATE
STÜTZPLATTEN

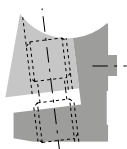


Art. nr.	Dim. / Dim. / Abm. [mm]	Nr. pz.		€/pcs.
CC015001	20 x 31 x 6	1	•	
CC015002	10 x 31 x 6	1	•	
CC015003	20 x 31 x 6	1	•	
CC015004	20 x 31 x 6	1	•	



Art. nr.	Dim. / Dim. / Abm. [mm]	Nr. pz.		€/pcs.
CC9501	65 x 25 x 4	1		
CC9502	65 x 25 x 4	1		
CC9503	65 x 25 x 4	1		
CC9504	65 x 25 x 4	1		
CC9505	65 x 25 x 4	1		

TASSELLI
WEDGES
SPANNBACKEN



Art. nr.	Dim. / Dim. / Abm. [mm]	Nr. pz.		€/pcs.
300050	20	2	•	

Per / For / Für TAL2FM (pagina / page / seite 91)						
Art. nr.	Dim. / Dim. / Abm. [mm]	T max [mm]	Nr. pz.	€/pcs. 6 - 18	€/pcs. 19-36	€/pcs. > = 37
CS0131	9,6 x 25 x 2	11	1			
CS0100	15 x 25 x 2	11	1			
CS0101	16 x 18 x 2	6	1			
CS0138	20 x 20 x 2	11	1			
CS0102	20 x 25 x 2	11	1			
CS0103	20 x 30 x 2	15	1			
CS0104	20 x 35 x 2	20	1			
CS0105	25 x 25 x 2	11	1			
CS0106	25 x 30 x 2	15	1			
CS0107	25 x 35 x 2	20	1			
CS0108	30 x 25 x 2	11	1			
CS0109	30 x 30 x 2	15	1			
CS0110	30 x 35 x 2	20	1			
CS0111	35 x 25 x 2	11	1			
CS0112	35 x 30 x 2	15	1			
CS0113	35 x 35 x 2	20	1			
CS0114	40 x 20 x 2	7	1			
CS0115	40 x 25 x 2	11	1			
CS0116	40 x 30 x 2	15	1			
CS0117	40 x 35 x 2	20	1			
CS0118	40 x 40 x 2	23	1			
CS0134	45 x 25 x 2	11	1			
CS0129	50 x 20 x 2	7	1			
CS0119	50 x 25 x 2	11	1			
CS0120	50 x 30 x 2	15	1			
CS0121	50 x 35 x 2	20	1			
CS0122	50 x 40 x 2	23	1			
CS0123	51 x 26 x 2	11	1			
CS0124	60 x 20 x 2	7	1			
CS0130	60 x 25 x 2	11	1			
CS0125	60 x 30 x 2	15	1			
CS0126	60 x 35 x 2	20	1			
CS0127	60 x 40 x 2	23	1			
CS0128	70 x 30 x 2	15	1			
CS0132	70 x 35 x 2	20	1			
CS0133	80 x 25 x 2	11	1			
CS0200	25 x 17 x 2	3	1			
CS0201	36 x 39 x 2	12	1			
CS0202	40 x 30 x 2	8	1			
CS0203	40 x 35 x 2	10	1			
CS0214	40 x 40 x 2	11	1			
CS0204	45 x 35 x 2	10	1			
CS0213	50 x 20 x 2	4	1			
CS0205	50 x 25 x 2	6	1			
CS0206	50 x 30 x 2	8	1			
CS0207	50 x 35 x 2	10	1			
CS0208	50 x 40 x 2	11	1			
CS0212	60 x 25 x 2	6	1			
CS0209	60 x 30 x 2	8	1			
CS0210	60 x 35 x 2	10	1			
CS0211	60 x 40 x 2	11	1			
CS0217	80 x 25 x 2	6	1			
CS0218	80 x 36 x 2	10	1			



ORDINI Si intendono accettati solo con l'emissione della nostra conferma e non potranno essere revocati, né integralmente, né parzialmente dal Committente.

CONSEGNE I termini riportati in conferma sono indicativi e subordinati al normale rifornimento delle materie prime da parte dei Fornitori nonché salvo impedimenti di forza maggiore quali scioperi, serrate, calamità naturali e quant'altro. Il non rispetto dei termini da parte di STARK non dà diritto al Committente di revocare l'ordine.

PREZZI I prezzi richiamati in conferma non sono impegnativi e potranno essere eventualmente modificati, nel caso si verificassero aumenti del costo del materiale, della manodopera, dell'energia etc., prima della consegna totale e/o parziale.

UTENSILI SPECIALI Gli ordini per articoli non standard di magazzino, previa accettazione da parte del nostro ufficio tecnico, possono essere evasi con il quantitativo che supera il collaudo tecnico e che potrà pertanto essere superiore o inferiore alla quantità o al valore ordinato, compreso in una tolleranza di +5% e -10% con un minimo di 1 pezzo.

SPEDIZIONI La merce si intende fornita franco nostro stabilimento o deposito e viaggia sempre ed esclusivamente a rischio del destinatario, indipendentemente dalle condizioni di addebito del trasporto (franco, franco con addebito in fattura, a carico, etc.).

IMBALLO Viene sempre addebitato al costo.

UTILIZZO Il materiale fornito da STARK dovrà essere sempre utilizzato con l'osservanza di tutte le norme legislative di prevenzione infortuni. Non potrà altresì essere manipolato e/o modificato senza la preventiva autorizzazione scritta da STARK.

RECLAMI - RESI Eventuali contestazioni relative alla quantità ed alla qualità dei prodotti forniti, dovranno pervenire a STARK in forma scritta entro otto giorni dalla nota di ricevimento. Non si accettano, per qualsiasi motivi, restituzioni non preventivamente autorizzate da STARK.

GARANZIA I prodotti sono forniti da STARK con 24 (ventiquattro) mesi di garanzia per vizi occulti.

Durante tale periodo, ad insindacabile giudizio STARK e per i comprovati casi di opportunità, si provvederà alla sostituzione dei particolari difettosi restando escluso ogni altro onere, a qualsiasi titolo.

PICCOLI ORDINI Per le forniture di importo inferiore a € 250,00 netti, sarà addebitato l'importo fisso di € 25,00 netti a titolo di concorso per le maggiori spese di gestione.

PAGAMENTI Dovranno pervenire, nei termini e nelle forme stabilite in conferma e fattura, alla sede STARK. Non sono ammessi né arrotondamenti né trattenute a qualsiasi titolo. La non ottemperanza da parte del Cliente darà diritto a STARK di sospendere eventuali nuove forniture, consentendole contemporaneamente di addebitare gli interessi passivi maturati ed ogni altro onere accessorio. Il passaggio di proprietà dei prodotti forniti da STARK al Cliente avverrà al completo saldo della/e fattura/e di fornitura.

LEGGE E FORO COMPETENTE Ogni rapporto tra STARK ed il Cliente s'intende regolato dalla Legge Italiana. Per ogni controversia viene riconosciuta l'esclusiva competenza del Foro di Udine.



ORDERS Orders are considered accepted only after our written confirmation and may neither be totally nor partially cancelled by the customer.

DELIVERY The terms of delivery quoted in the confirmation are only indicative and is dependant on normal supply of raw materials on part of the suppliers, as well as to circumstances beyond our control, such as strikes, closures, natural calamities and other similar impediments. The non compliance with the terms by STARK does not give the right to the customer to cancel the order.

PRICES The prices quoted in the confirmation of the order are not binding and may be altered in the case of changes in the costs of raw materials, of labour, energy etc., as long as they occurred before the total or partial delivery.

SPECIAL TOOLS Orders for special tools once accepted by our technical department will be supplied with the quantity approved by our Q.C. laboratory. This may result in the quantity supplied being superior or inferior to the original order by a +5% and -10% tolerance or minimum number 1 piece.

SHIPMENTS The goods are supplied ex factory or ex warehouse and the transport is at the risk of the consignee, regardless of the terms of payment for the transport (free, charged in the invoice, at the customers expenses, etc.).

PACKAGING Packaging will be charged as extra.

USAGE When using the material supplied by STARK, all the safety rules and regulations for the prevention of accidents must be observed. The goods may not be modified nor manipulated without prior written authorisation of STARK.

COMPLAINTS Any complaint that may arise concerning the quantity and the quality of the supplied goods, must be communicated to STARK in writing within eight days from note of receipt. Goods sent back without prior authorisation will not be accepted under any circumstances.

GUARANTEE The products supplied by STARK are under a 24 (twentyfour) months guarantee for hidden defects. During this period, provided defects of the kinds envisaged are confirmed by STARK, the replacement of faulty parts will be free of charge. STARK will not entertain claims for any other reason whatsoever and its decision will be irrevocable.

SMALL ORDERS For orders worth less than € 250,00 net, an additional € 25,00 net will be charged as a contribution to costs.

PAYMENTS Payments must reach the STARK headquarters according to the terms and conditions as stated in the confirmation document and invoice.

The prices may not be rounded down or reduced under any circumstances.

The non compliance of this on behalf of the customer will give STARK the right to stop any future deliveries and at the same time to charge all the due interests allowed as well as any additional expenses. The passing of property of the products supplied by STARK to the customer will take place after complete settlement of the invoices and of the delivery.

LAW AND PLACE OF JURISDICTION Dealings between STARK and the customer will be regulated by Italian Law. The place of jurisdiction for any arising controversy is the Court of Udine.



ALLGEMEINE GESCHÄFTSBEDINGUNGEN Alle Angebote, Bestellungen, Auftragsbestätigungen, Aufträge und sonstige Vereinbarungen basieren auf unseren nachstehenden Verkaufsbedingungen. Mit der Bestellung werden unsere Verkaufs-, Lieferungs- und Zahlungsbedingungen vom Käufer anerkannt. Ebenso gilt eine Auftragsbestätigung, der nicht widersprochen wird, als anerkannt. Angebote sind grundsätzlich bis zu unserer Auftragsbestätigung freibleibend. Annullierungen von Aufträgen können nur mit unserer schriftlichen Zustimmung erfolgen. Für bereits in Bearbeitung befindliche Aufträge sind zumindest die bis zum Zeitpunkt unserer Zustimmung angefallenen Kosten vom Besteller zu erstatten. Für ab Lager angebotene Werkzeuge behalten wir uns das Zwischenverkaufsrecht vor. Eine Rücknahme von Werkzeugen kann nur nach Vereinbarung erfolgen, in Sonderanfertigung hergestellte Werkzeuge werden grundsätzlich nicht zurückgenommen.

Abbildungen, Zeichnungen und Muster sowie sonstige Unterlagen gehören uns. Sie genießen Urheberrecht und dürfen nicht zum Zwecke der Vervielfältigung, Nachahmung oder Weitergabe verwendet werden.

Wenn die Ausführung eines Auftrags wegen unvorhergesehener Ereignisse (nicht vorhersehbarer, fehlender Zulieferung, Streik etc.) unmöglich wird, sind wir berechtigt, vom Vertrag zurückzutreten.

LIEFERUNG Liefertermine werden von uns mit der gebotenen Sorgfalt festgelegt und unter Zugrundelegung eines normalen Ablaufs der Fertigung genannt. Die Lieferzeit beginnt erst nach vollständiger Klärung aller Einzelheiten (spez. technischer), die mit dem Auftrag zusammenhängen. Angemessene Lieferzeitverzögerungen berechtigen den Käufer nicht zu Deckungskäufen, Schadenersatzansprüchen, Aufrechnung und Verzugsschäden oder Rücktritt vom Kaufvertrag. Geschehnisse höherer Gewalt, z.B., Betriebsstörung, Streik, Aussperrung, Rohstoffmangel, nicht rechtzeitiges Liefern durch Vorlieferanten befreien uns für die Dauer der Störungen und im Umfang ihrer Auswirkungen von der Verpflichtung zur Lieferung. Diese Lieferungs Hindernisse sind auch nicht vom Lieferanten zu vertreten, wenn sie während eines bereits entstandenen Verzugs eintreten. Weitergehende Ansprüche auf Schadenersatz, insbesondere aus Verzug, sind ausgeschlossen.

Wenn nichts vereinbart wurde, sind auch Teillieferungen erlaubt, die als gesonderte Lieferungen abgerechnet werden. Die Versendung erfolgt auf Gefahr des Bestellers, d.h., die Gefahr der Qualitätsminderung oder der Verlust der Ware geht mit Verladung auf den Besteller über, auch wenn diese Verladung auf unsere Fahrzeuge erfolgt. Sendungen werden nur auf ausdrücklichen Wunsch des Bestellers versichert.

PREISE Es gelten grundsätzlich die am Tag der Lieferung gültigen Preise. Preisangaben verstehen sich ab Werk Oberkochen zuzüglich der gesetzlichen Mehrwertsteuer am Auslieferungstag. Übersteigt der Rechnungswert einer Bestellung € 250,00 erfolgt die Lieferung frachtfrei deutscher Empfangsstation, frachtfrei deutscher Grenze bzw. deutschem Hafen bei Exportlieferungen, wobei wir uns die Wahl der preisgünstigsten Versandart vorbehalten. Verpackungskosten und Mehrkosten für besondere Vorschriften, Eilversand und Versicherung gehen zu Lasten des Bestellers. Bei Aufträgen unter € 75,00 Rechnungswert werden € 5,00 Bearbeitungsgebühr in Rechnung gestellt. Ebenso erfolgt eine gesonderte Rechnung für nachträgliche Sonderwünsche oder Änderungen, die bei Vertragsabschluss nicht bekannt waren.

SONDERWERKZEUGE Bestellungen von Spezialanfertigungen, sobald diese durch unsere technische Abteilung geprüft und freigegeben sind, werden in der Menge geliefert, die unsere Qualitätssicherung bestätigt. Das kann zu einer Unter- bzw. Überlieferung der ursprünglichen Bestellmenge führen. Diese Abweichung beträgt maximal +5% und -10%, jedoch min. 1 Stück.

ZAHLUNGSBEDINGUNGEN Die Zahlung unserer Rechnungen hat entweder innerhalb 14 Tagen mit 2% Skonto oder innerhalb 30 Tagen netto ab Rechnungsdatum zu erfolgen. Schecks und Wechsel gelten erst nach Einlösung als Zahlung, wobei für Wechselzahlung kein Skonto gewährt wird. Ebenso gehen Diskont- und Wechselspesen zu Lasten des Bestellers und sind sofort fällig. Bei Zahlungsverzug behalten wir uns vor, entstandene Kosten und bankübliche Zinsen zu berechnen. Die Zurückhaltung von Zahlungen oder die Aufrechnung strittiger Gegenansprüche seitens des Rechnungsempfängers sind nicht gestattet. Bei Reklamationen, die einen Teil der Lieferung betreffen, darf die Zahlung für den nichtbeanstandeten Teil nicht zurückgehalten werden. Kommt der Käufer seiner Zahlungspflicht nicht nach, so sind wir berechtigt, noch ausstehende Lieferungen zurückzuhalten, auch wenn diese auf einer anderweitigen Bestellung beruhen. Ebenso sind wir berechtigt, unsere Lieferung von einer Barzahlung abhängig zu machen, insbesondere dann, wenn uns nach Vertragsabschluss Umstände bekannt werden, die eine fristgemäße Zahlung gefährden. Bei vereinbarten Teilzahlungen sind wir berechtigt, diese zu widerrufen, falls eine zugesagte Rate länger als 1 Woche aussteht. Falls oben angeführte Differenzen auftreten, verlängert sich die vereinbarte Lieferfrist gemäß der Verzögerung.

GARANTIE Wir garantieren die Lieferung einwandfreier Werkzeuge, sachgemäße Ausführung und einwandfreies Material sowie technische Funktion bei richtigem Einsatz. Beanstandungen sind innerhalb von 8 Tagen nach Erhalt der Ware unter genauer, schriftlicher Angabe des Mangels mitzuteilen. Die Werkzeuge sind erst nach ausdrücklicher Zustimmung durch uns kostenfrei einzusenden.

Mängel, die wir zu vertreten haben, werden für den Käufer kostenfrei nach unserer Wahl behoben. Wurde ein zu beseitigender Mangel vom Besteller verursacht, können wir diesem die Kosten für die Mangelbeseitigung in Rechnung stellen. Für Werkzeuge, die durch fehlerhafte Behandlung, ungeeignete oder unsachgemäße Handhabung, eigenmächtige Veränderung oder falsche Anwendung durch den Käufer oder Dritte unbrauchbar oder beschädigt worden sind, kann kein Ersatzanspruch geltend gemacht werden. Eine Haftung für Mängelfolgeschäden ist völlig ausgeschlossen. Ebenso behalten wir uns an den technischen Fortschritt angepaßte Konstruktionsveränderungen vor.

EIGENTUMSVORBEHALT Sämtliche gelieferten Waren bleiben bis zur Bezahlung aller noch offenen Forderungen und bis zur Einlösung der in Zahlung gegebenen Schecks oder Wechsel unser Eigentum. Bei Lieferungen über den Fachhandel ist dieser verpflichtet, unseren Eigentumsvorbehalt sicherzustellen. Werden die Zahlungstermine nicht eingehalten, können wir nach Ankündigung und Fristsetzung einer angemessenen Zeitspanne die Waren zurückfordern.

Erfolgt keine Zahlung vom Käufer, kann die Rückforderung ohne Ankündigung und ohne Fristsetzung erfolgen. Bei einem Zahlungsrückstand ist der Käufer nicht mehr berechtigt, die Waren bestimmungsgemäß zu verwenden oder weiterzuverkaufen. Auch ist die Verpfändung oder Sicherungsübereignung zu unterlassen und der Lieferant hiervon unverzüglich in Kenntnis zu setzen. Wird die Ware weiterverkauft, ganz gleich, ob verarbeitet oder unverändert, tritt der Käufer hiermit bereits jetzt seine Forderung gegen den Erwerb in Höhe des Rechnungsbetrages an uns ab (verlängerter Eigentumsvorbehalt).

Wenn wir aufgrund des Eigentumsvorbehalts Ware zurücknehmen, geschieht dies auf Rechnung des Käufers bei Erteilung einer entsprechenden Gutschrift.

ERFÜLLUNGORT UND GERICHTSSTAND Erfüllungsort für Lieferung und Zahlung ist 73447 Oberkochen bzw. 73479 Ellwangen. Diese Vereinbarung gilt auch für Scheck- und Wechselforderungen. Außerdem unterliegen die gesamten Rechtsbeziehungen ausschließlich deutschem Recht.

I disegni, le fotografie e i dati tecnici qui riportati devono essere intesi come indicativi e possono variare dinamicamente nel tempo, senza preavviso. Questo catalogo è di proprietà esclusiva della STARK S.p.A. Tutti i diritti sono riservati a norma di legge e a norma della convenzioni internazionali. La riproduzione intera o parziale di questo catalogo è vietata senza la preventiva autorizzazione scritta della STARK S.p.A.

The illustrations, pictures and technical data quoted are only indicative and may vary without prior notice. All rights of this catalogue are reserved in accordance with the law and international agreements. This catalogue may not be reproduced or copied without prior authorisation in writing on the part of the STARK S.p.A.

Abbildungen, Zeichnungen und technische Angaben entsprechen dem derzeitigen Stand und können jederzeit ohne Ankündigung geändert werden. Alle Rechte vorbehalten. Kein Teil dieses Kataloges darf in irgendeiner Form ohne schriftliche Genehmigung der Firma STARK GmbH & Co. oder STARK S.p.A. reproduziert, verarbeitet, vervielfältigt oder verbreitet werden.



HEADQUARTERS

STARK S.p.A.

Strada Triestina, 8
33050 Trivignano Udinese (Udine), Italy
Phone +39 0432 998811
Fax +39 0432 999097 / 999552
E-mail: info@starktools.com
<http://www.starktools.com>

BRANCHES

**Vertriebsgesellschaft STARK
GmbH & Co.**

Robert Bosch Strasse, 47
73431 Aalen, Germany
Tel. +49(0) 7361-55647-0
Fax +49 (0) 7361 55647-48
E-mail: post@starktools.de
[http:// www.starktools.de](http://www.starktools.de)

STARK TOOLS (Suzhou) Co., Ltd.

No. 17, Jinfeng Road
Nanfeng Town - Zhangjiagang City, Jiangsu
P.R.China (215628)
Phone +86 (0) 512 58907826/28
Fax +86 (0) 512 58907827
E-Mail: stark@starktools-cn.com
[http:// www.starktools.cn](http://www.starktools.cn)

UNI EN ISO 9001
certified company



YOUR STORIES, OUR BLADES